

**PARTS
CATALOGUE
CATALOGO
DE REPUESTOS**

150AET '03_(6G42)

175AET '03_(6G52)

200AET '03_(60H2)

L150AET '03_(6K02)

L200AET '03_(60J2)

FOREWORD

This Parts Catalogue is related to the parts for the model(s) in the below frame. When you are ordering replacement parts, please refer to this Parts Catalogue and quote both part numbers and part names correctly.

150AET'03(6G42), 175AET'03(6G52), 200AET'03(60H2),
L150AET'03(6K02), L200AET'03(60J2)

1. Modifications or additions which have been made after issue of the Parts Catalogue will be announced in the Yamaha Parts News.
It is advisable that you make necessary corrections to the Parts Catalogue according to the Yamaha Parts News.

2. Abbreviations

The Following abbreviations are used in this Parts Catalogue.

“UR” Use specified parts number.

“UN” Use as many as needed.

“AP” Alternate Parts

“LM” Local Made

(Parts need to be ordered locally)

“O/S” Over Size

“SWS” Salt Water Series

3. Parts, which are to be supplied in an assembly, are listed with a dot(.) in front of the part name as shown below.

EXAMPLE

CARBURETOR ASSY

.JET, PILOT

.NOZZLE, MAIN

4. Number of component for assembly

The numeral appearing to the right of each component part indicates the quantity of parts for each assembly unit.

EXAMPLE

PART NO.	DESCRIPTION	□	□	□	□	REMARKS
6E0-85500-70	C.D.I. MAGNETO ASSY	1				
6E0-85550-70	.ROTOR ASSY	1				
6E0-15723-00-94	.PULLY, STARTER	1				

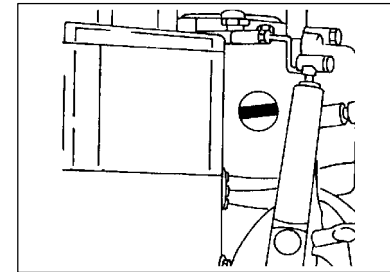
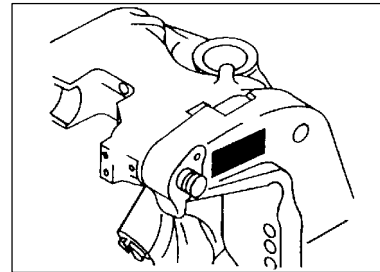
5. Quantity Column Information

NAME for Q'TY COLUMN	APPLICABLE MODEL
150A	150AET
175A	175AET
200A	200AET
L150	L150AET
L200	L200AET

6. Applicable Starting Serial No. and Color Code

1) Engine Starting Serial No.

150AET L/X 6G4 : 1000001	L150AET X 6K0 : 1000001
175AET L/X 6G5 : 1000001	L200AET X 6K1 : 1000001
200AET L/X 6G6 : 1000001	



2) Color Code

Color Code	Color Name	Abbreviation
004D	DARK BLUISH GRAY METALLIC 2	DBNM2

7. Note that the illustrations for reference in finding parts numbers, not to be used for assembling. When assembling, please use the applicable service manual.

8. The asterisk (*) before a reference number indicates modification items after the first edition.

CONTENTS

SHEET 1/2

TOP COWLING	A4
CYLINDER. CRANKCASE 1	A6
CRANKSHAFT. PISTON	B1
CYLINDER. CRANKCASE 2	B3
INTAKE	B4
CARBURETOR	B6
FUEL 1	C1
FUEL 2	C3
GENERATOR	C4
ELECTRICAL 1	C5
ELECTRICAL 2	C6
ELECTRICAL 3	D1
STARTING MOTOR	D2
BOTTOM COWLING	D3
CONTROL	D5
BRACKET 1	E1
BRACKET 2	E3
POWER TRIM & TILT ASSY 1	E5
POWER TRIM & TILT ASSY 2	E7
UPPER CASING	F2
LOWER CASING. DRIVE 1	F4

INDEX

NUMERICAL INDEX	G1
-----------------------	----

SHEET 2/2

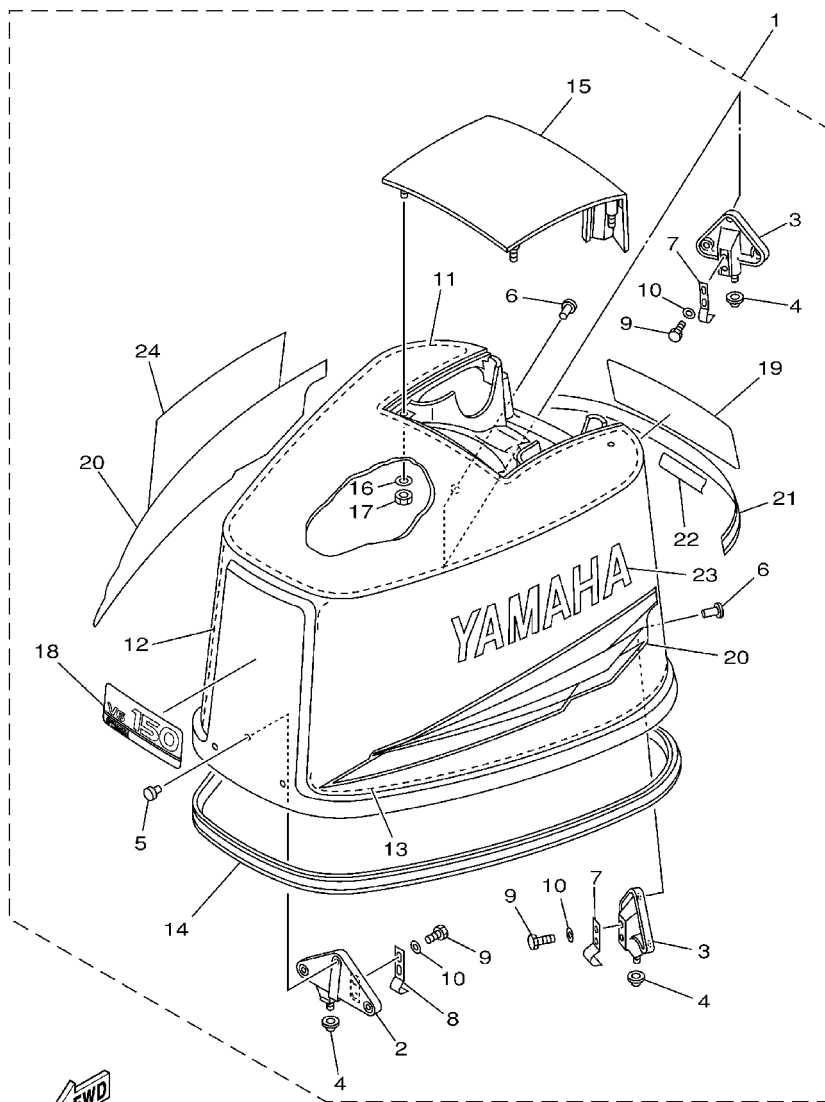
LOWER CASING. DRIVE 2	A4*
LOWER CASING. DRIVE 3	A6*
LOWER CASING. DRIVE 4	B3*
FUEL TANK	B4*
STEERING GUIDE ATTACHMENT 1	B5*
STEERING GUIDE ATTACHMENT 2	B6*
REMOTE CONTROL BOX	B7*
REMOTE CONTROL ASSY 1	C1*
REMOTE CONTROL ASSY 2	C4*
METER	C7*
SWITCH. PANEL	D1*
REPAIR KIT 1	D2*
REPAIR KIT 2	D4*

INDEX

NUMERICAL INDEX	G1*
-----------------------	-----

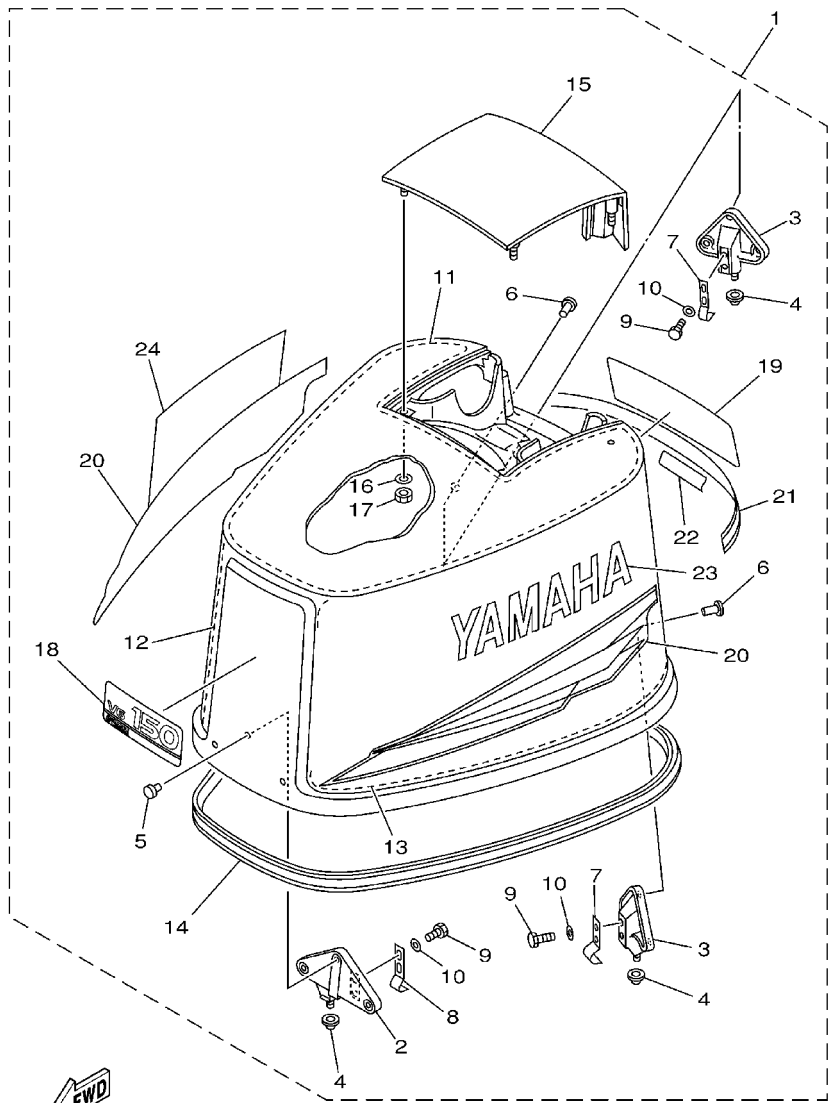
FIG. 1 TOP COWLING

SOPORTE SUPERIOR



6G51200-2010

REF. NO.	PART NO. CODIGO NO.	DESCRIPTION DESCRIPTION	150A	175A	200A	L150	L200	REMARKS OBSERVACION
1	6G4-42610-60-4D	TOP COWLING ASSY SOPORTE SUPERIOR COMPL.	1			1		
	6G5-42610-60-4D	TOP COWLING ASSY SOPORTE SUPERIOR COMPL.		1				
	6G6-42610-60-4D	TOP COWLING ASSY SOPORTE SUPERIOR COMPL.			1		1	
2	6E5-42647-00-94	.HOLDER, CLAMP BAND .MORDAZA DE ABRAZADERA	1	1	1	1	1	
3	6E5-42649-01-94	.HOLDER, CLAMP BAND .MORDAZA DE ABRAZADERA	2	2	2	2	2	
4	663-42662-00	.DAMPER .AMORTIGUADOR	3	3	3	3	3	
5	90266-06009	.RIVET .REMACHE	3	3	3	3	3	
6	90266-06M02	.RIVET .REMACHE	6	6	6	6	6	
7	6E5-42652-00	.HOOK .GANCHO	2	2	2	2	2	
8	688-42652-00	.HOOK .GANCHO	1	1	1	1	1	
9	97095-06016	.BOLT .PERNO	6	6	6	6	6	
10	92995-06600	.WASHER .ARANDELA	6	6	6	6	6	
11	6E5-42617-00	.DAMPER, FORM .HULE DE FORMA	1	1	1	1	1	
12	6G5-42619-00	.DAMPER, FORM .HULE DE FORMA	1	1	1	1	1	STARBOARD SIDE
13	6G5-42627-00	.DAMPER, FORM .AMORTIGUADOR FORMA 3	1	1	1	1	1	PORT SIDE
14	6E5-42615-00	.SEAL .SELLO	1	1	1	1	1	
15	6G5-42613-00-4D	.MOLDING, AIR DUCT .MOLDURA CONDUCTO AIRE	1	1	1	1	1	
16	92990-06600	.WASHER, PLATE .ARANDELA PLANA	4	4	4	4	4	
17	95380-06600	.NUT, HEXAGON .TUERCA	4	4	4	4	4	
18	6G4-42677-40	.GRAPHIC, FRONT .CALCAMONIA FRONTAL	1			1		
	6G5-42677-40	.GRAPHIC, FRONT .CALCAMONIA FRONTAL		1				
	6G6-42677-40	.GRAPHIC, FRONT .CALCAMONIA FRONTAL			1		1	
19	6G4-42678-31	.GRAPHIC, REAR .CALCAMONIA TRASERA	1			1		
	6G5-42678-31	.GRAPHIC, REAR .CALCAMONIA TRASERA		1				
	6G6-42678-31	.GRAPHIC, REAR .CALCAMONIA TRASERA			1		1	
20	6G5-W0070-31	.GRAPHIC SET .JUEGO DE EMBLEMA	1	1	1	1	1	
	6G5-4267A-31	.GRAPHIC, REAR 2 .CALCAMONIA TRASERA 2	1	1	1	1	1	



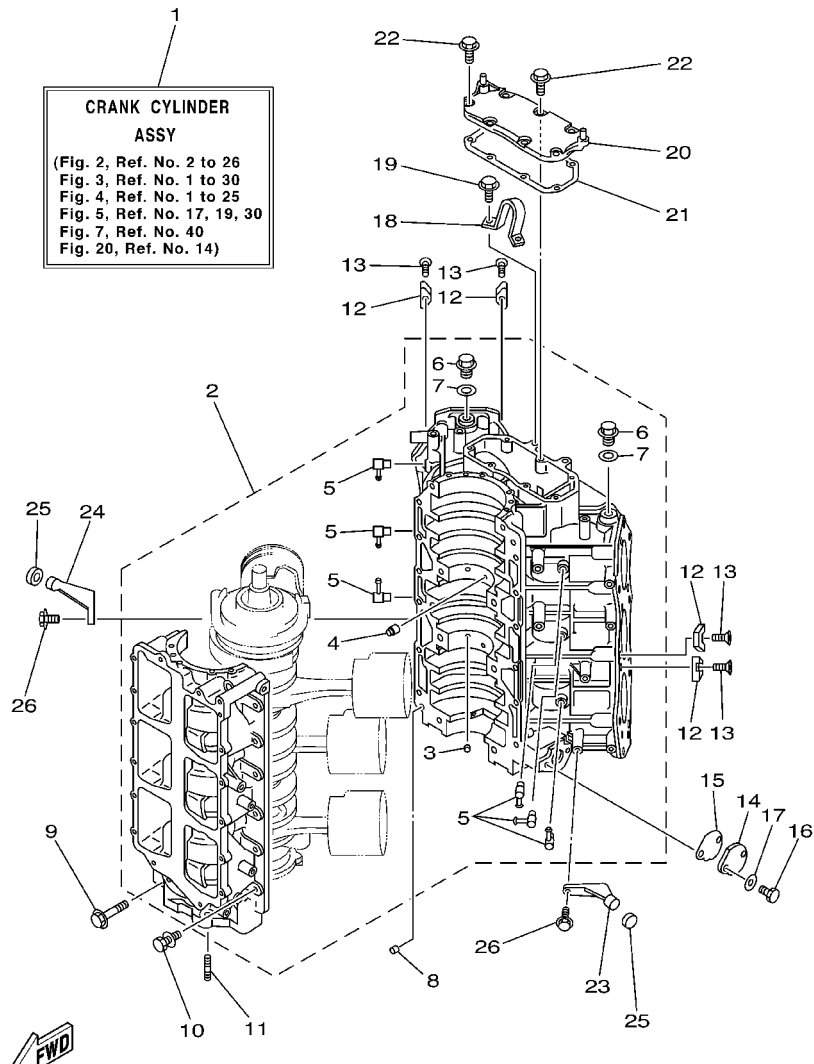
6G51200-2010

FIG. 1 TOP COWLING

SOPORTE SUPERIOR

REF. NO.	PART NO. CODIGO NO.	DESCRIPTION DESCRIPTION	150A	175A	200A	L150	L200	REMARKS OBSERVACION
22	64D-42678-30	.GRAPHIC, REAR .CALCAMONIA TRASERA	1	1	1	1	1	
23	6G5-42681-31	.MARK, COWLING .MARCA DE CUBIERTA	1	1	1	1	1	
24	6G5-42682-31	.MARK, COWLING .MARCA DE CUBIERTA	1	1	1	1	1	

FIG. 2 CYLINDER. CRANKCASE 1 CILINDRO. CARTER 1

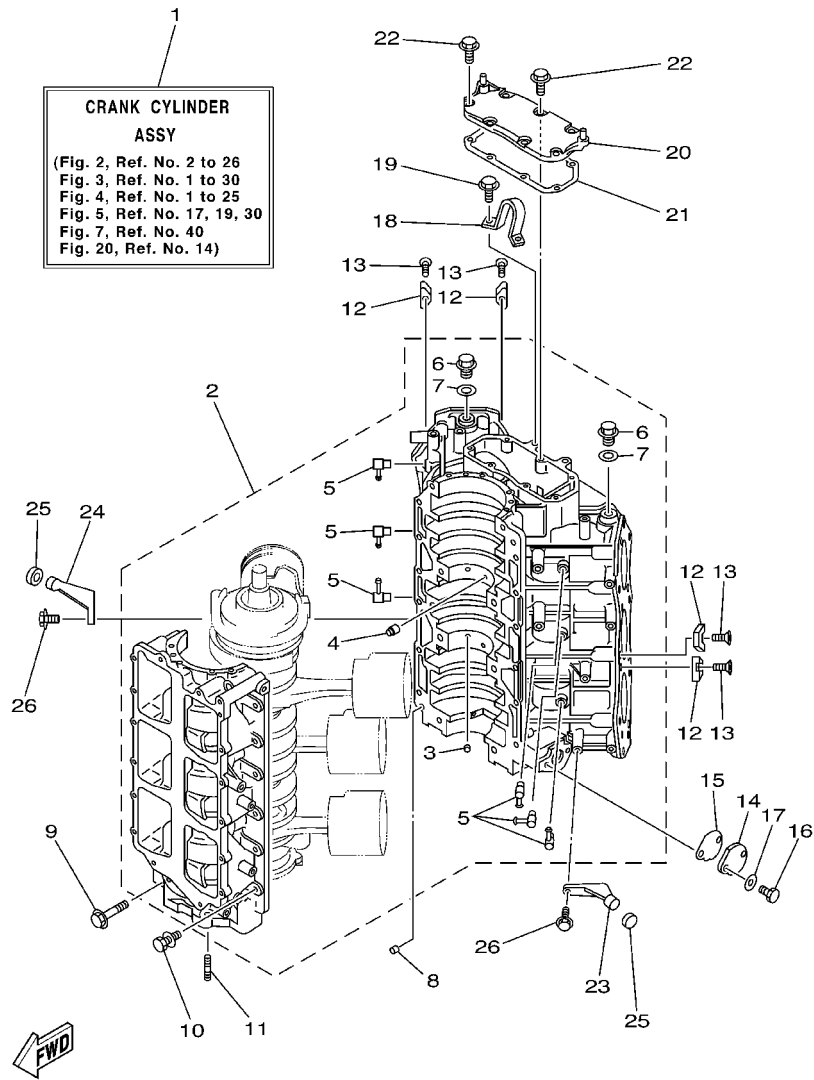


6G52200-3020

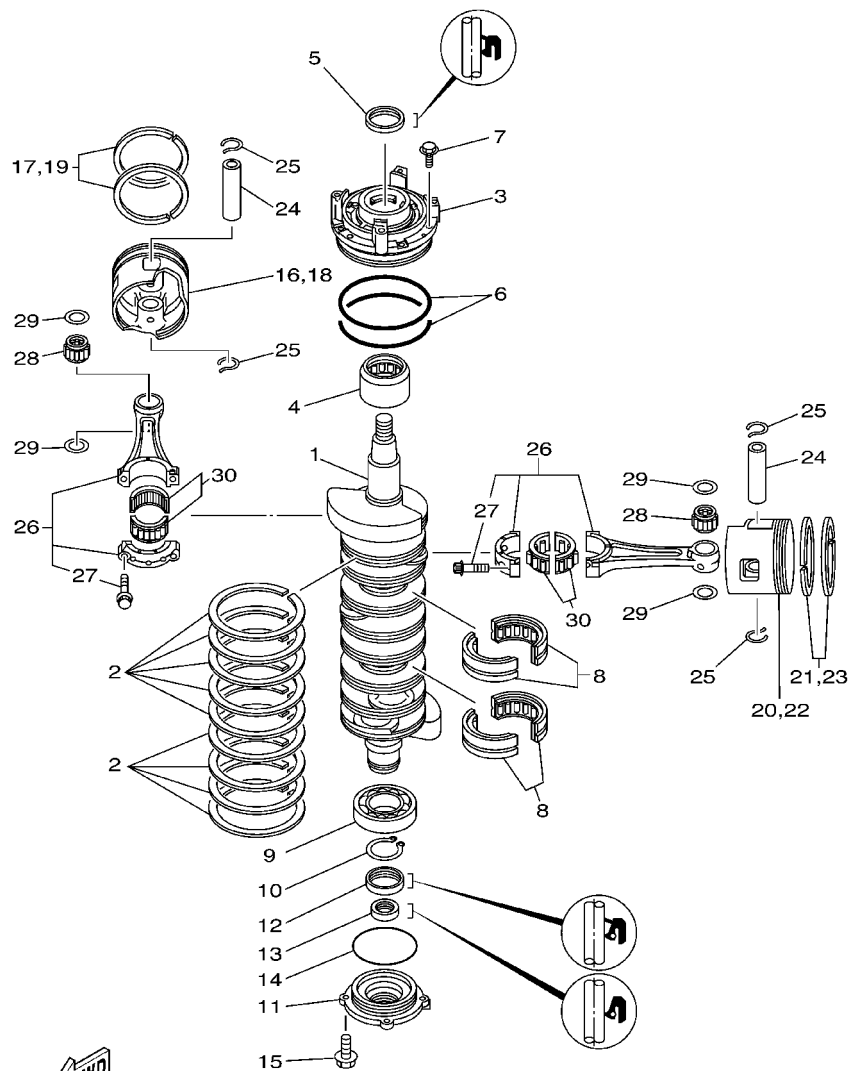
REF. NO.	PART NO. CODIGO NO.	DESCRIPTION DESCRIPTION	150A	175A	200A	L150	L200	REMARKS OBSERVACION
1	64C-W0090-03-1S	CRANK CYLINDER ASSY BLOQUE MOTOR COMPLETO	1			1		
	64D-W0090-03-1S	CRANK CYLINDER ASSY BLOQUE MOTOR COMPLETO		1				
	60H-W0090-00-1S	CRANK CYLINDER ASSY BLOQUE MOTOR COMPLETO			1		1	
2	64C-15100-22-1S	CRANKCASE ASSY CARTER COMPLETO	1			1		
	64D-15100-22-1S	CRANKCASE ASSY CARTER COMPLETO		1				
	60H-15100-00-1S	CRANKCASE ASSY CARTER COMPLETO			1		1	
3	624-11379-00	.VALVE, CHECK .VALVULA DE CONTROL	2	2	2	2	2	
4	663-11518-01	.LOCK, BEARING .SEGURO BALERO	2	2	2	2	2	
5	646-11370-01	.CHECK VALVE ASSY .VALVULA DE CONTROL COMPL.	6	6	6	6	6	
6	90340-14M00	.PLUG, STRAIGHT SCREW .TORNILLO DE DRENAJE	2	2	2	2	2	
7	90430-14115	.GASKET .JUNTA	2	2	2	2	2	
8	93608-12063	PIN, DOWEL PASADOR DE CLAVIJA	2	2	2	2	2	
9	90105-10M20	BOLT, FLANGE TORNILLO	8	8	8	8	8	
10	90119-08M94	BOLT, WITH WASHER TORNILLO CON ARANDELA	12	12	12	12	12	
11	90116-08M45	BOLT, STUD ESPARRAGO	2	2	2	2	2	
12	6E5-11325-00	ANODE ANODO	8	8	8	8	8	
13	98780-04015	SCREW, FLAT HEAD TORNILLO CABEZA PLANA	8	8	8	8	8	
14	6R3-1131M-01	COVER CUBIERTA	1	1	1	1	1	
15	6R3-11397-01	GASKET EMPAQUE	1	1	1	1	1	
16	97013-06016	BOLT PERNO	2	2	2	2	2	
17	92903-06600	WASHER, PLATE RONDANA SENCILLA	2	2	2	2	2	
18	6E5-11119-01	HANGER, ENGINE SOPORTE DEL MOTOR	1	1	1	1	1	
19	90119-08MA3	BOLT, WITH WASHER TORNILLO CON ARANDELA	2	2	2	2	2	
20	6E5-11371-00-1S	COVER CUBIERTA 1	1	1	1	1	1	
21	6E5-11381-A2	GASKET 1 EMPAQUE 1	1	1	1	1	1	
22	90119-06MA2	BOLT, WITH WASHER TORNILLO CON ARANDELA	7	7	7	7	7	
23	6E5-42761-00-1S	STOPPER RETEN 1	1	1	1	1	1	

FIG. 2 CYLINDER. CRANKCASE 1 CYLINDRO. CARTER 1

REF. NO.	PART NO. CODIGO NO.	DESCRIPTION DESCRIPTION	150A	175A	200A	L150	L200	REMARKS OBSERVACION
24	6E5-42762-00-1S	STOPPER RETEN 2	1	1	1	1	1	
25	68F-44533-00	DAMPER, UPPER MOUNT RUBBER AMORTIGUADOR SUPERIOR	2	2	2	2	2	
26	90119-06MA2	BOLT, WITH WASHER TORNILLO CON ARANDELA	4	4	4	4	4	



6G52200-3020



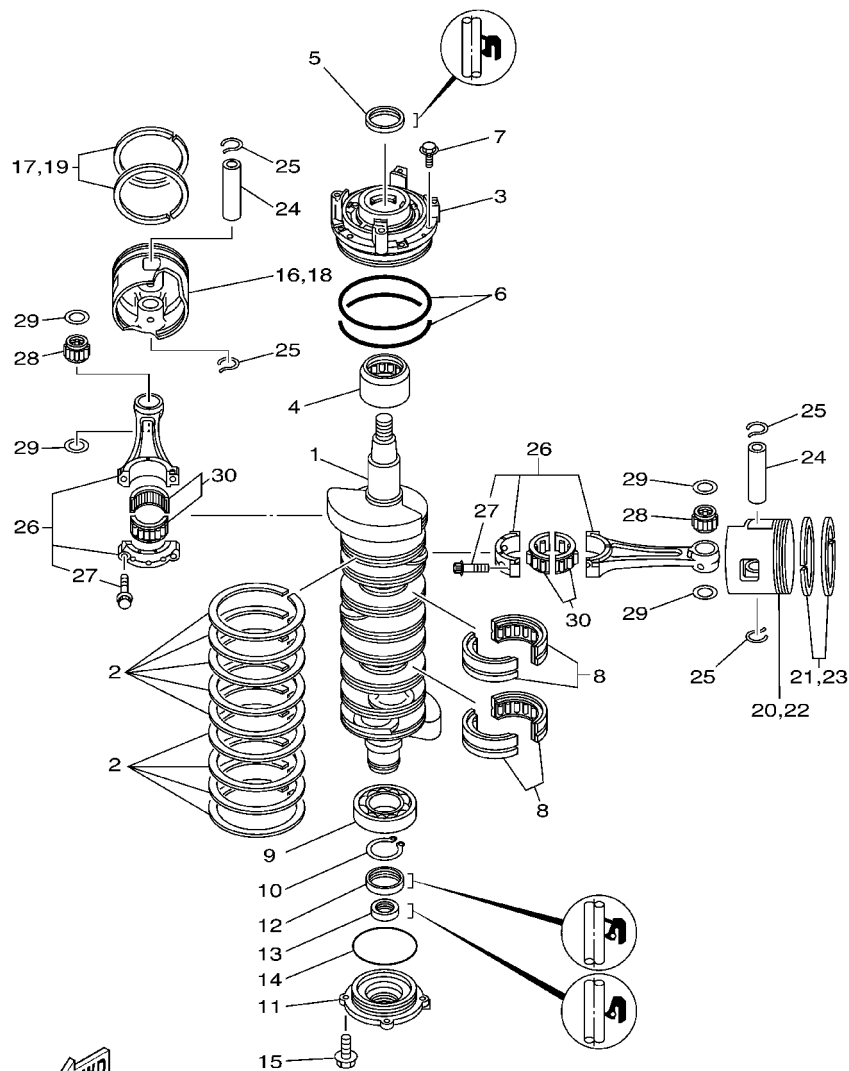
6G52200-3030

FIG. 3 CRANKSHAFT. PISTON

CIGUENAL. PISTON

REF. NO.	PART NO. CODIGO NO.	DESCRIPTION DESCRIPTION	150A	175A	200A	L150	L200	REMARKS OBSERVACION
1	6G5-11411-02	CRANKSHAFT CIGUENAL	1	1	1	1	1	
2	6E5-11447-00	SEAL, CRANK SELLO MANIVELA	9	9	9	9	9	
3	6E5-15163-00-1S	HOUSING, BEARING 1 CAJA DE COJINETE 1	1	1	1	1	1	
4	93311-940U3	BALL BEARING COJINETE DE RODILLOS	1	1	1	1	1	
5	93102-40M14	OIL SEAL RETEN DE ACEITE	1	1	1	1	1	
6	93211-04001	O-RING ANILLO EN O	2	2	2	2	2	
7	90119-06MA2	BOLT, WITH WASHER TORNILLO CON ARANDELA	4	4	4	4	4	
8	93310-954U1	BEARING COJINETE DE RODILLOS	2	2	2	2	2	
9	93306-20802	BEARING COJINETE	1	1	1	1	1	
10	93410-40M03	CIRCLIP SEGURO	1	1	1	1	1	
11	6G5-15359-00-94	HOUSING, OIL SEAL CAJA DE SELLO DE ACEITE	1	1	1	1	1	
12	93102-35M61	OIL SEAL RETEN DE ACEITE	1	1	1	1	1	
13	93101-22M15	OIL SEAL RETEN DE ACEITE	1	1	1	1	1	
14	93210-74M35	O-RING JUNTA TORICA	1	1	1	1	1	
15	90119-06MA2	BOLT, WITH WASHER TORNILLO CON ARANDELA	4	4	4	4	4	
16	64D-11631-02-90	PISTON (STD) PISTON (STD)	2	2	2	2	2	#3,5
	64D-11635-02	PISTON (0.25MM O/S) PISTON (0.25MM O/S)	2	2	2	2	2	AP #3,5
	64D-11636-02	PISTON (0.50MM O/S) PISTON (0.50MM O/S)	2	2	2	2	2	AP #3,5
17	64D-11603-01	PISTON RING SET (STD) JUEGO DE ANILLOS (STD)	2	2	2	2	2	#3,5
	64D-11604-01	PISTON RING SET (0.25MM O/S) JUEGO DE ANILLOS (0.25MM O/S)	2	2	2	2	2	AP #3,5
	64D-11605-01	PISTON RING SET (0.50MM O/S) JUEGO DE ANILLOS (0.50MM O/S)	2	2	2	2	2	AP #3,5
18	64D-11631-22-90	PISTON (STD) PISTON (STD)	1	1	1	1	1	#1
	64D-11635-22	PISTON (0.25MM O/S) PISTON (0.25MM O/S)	1	1	1	1	1	AP #1
	64D-11636-22	PISTON (0.50MM O/S) PISTON (0.50MM O/S)	1	1	1	1	1	AP #1
19	64D-11603-01	PISTON RING SET (STD) JUEGO DE ANILLOS (STD)	1	1	1	1	1	#1
	64D-11604-01	PISTON RING SET (0.25MM O/S) JUEGO DE ANILLOS (0.25MM O/S)	1	1	1	1	1	AP #1
	64D-11605-01	PISTON RING SET (0.50MM O/S) JUEGO DE ANILLOS (0.50MM O/S)	1	1	1	1	1	AP #1

B1



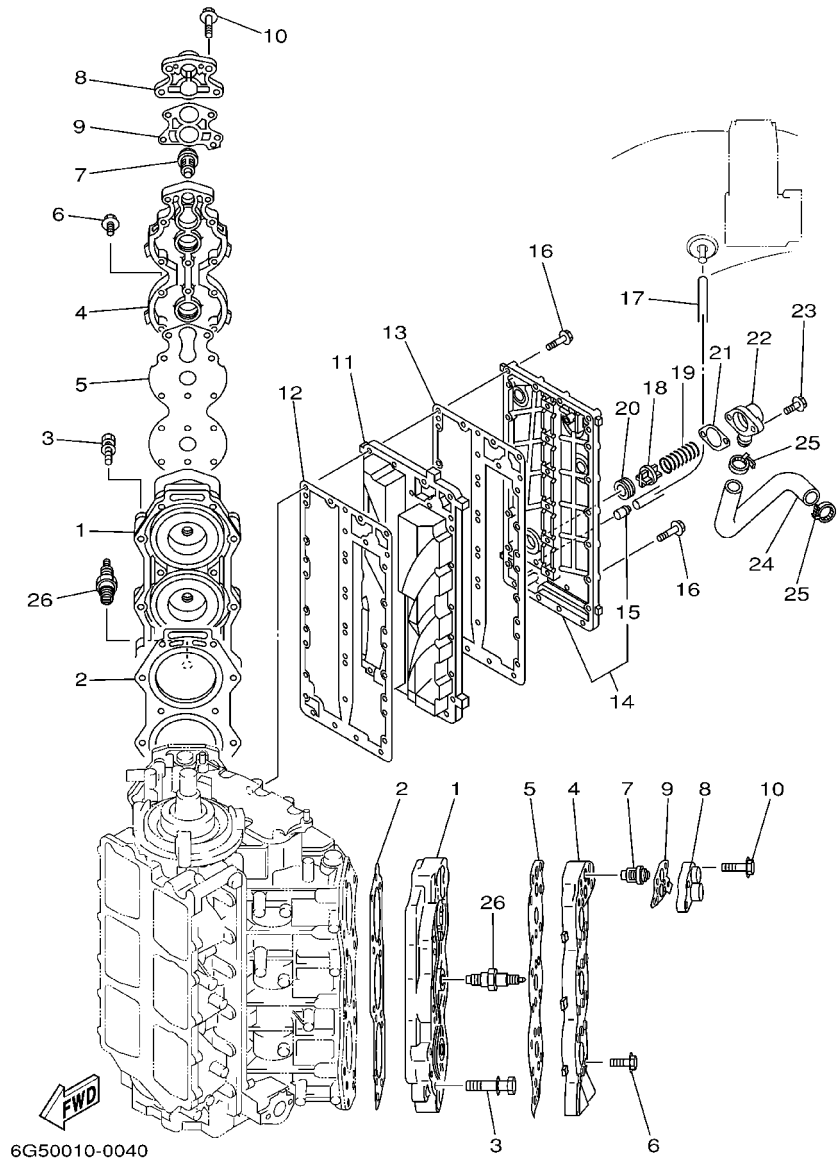
6G52200-3030

FIG. 3 CRANKSHAFT. PISTON

CIGUENAL. PISTON

REF. NO.	PART NO. CODIGO NO.	DESCRIPTION DESCRIPTION	150A	175A	200A	L150	L200	REMARKS OBSERVACION
20	64D-11642-02-90	PISTON 2 (STD)	2	2	2	2	2	#4,6
	64D-11645-02	PISTON 2 (0.25MM O/S)	2	2	2	2	2	AP #4,6
	64D-11646-02	PISTON 2 (0.50MM O/S)	2	2	2	2	2	AP #4,6
21	64D-11603-01	PISTON RING SET (STD)	2	2	2	2	2	#4,6
	64D-11604-01	JUEGO DE ANILLOS (STD)	2	2	2	2	2	AP #4,6
	64D-11605-01	JUEGO DE ANILLOS (0.25MM O/S)	2	2	2	2	2	AP #4,6
22	64D-11642-22-90	PISTON 2 (STD)	1	1	1	1	1	#2
	64D-11645-22	PISTON 2 (0.25MM O/S)	1	1	1	1	1	AP #2
	64D-11646-22	PISTON 2 (0.50MM O/S)	1	1	1	1	1	AP #2
23	64D-11603-01	PISTON RING SET (STD)	1	1	1	1	1	#2
	64D-11604-01	JUEGO DE ANILLOS (STD)	1	1	1	1	1	AP #2
	64D-11605-01	JUEGO DE ANILLOS (0.25MM O/S)	1	1	1	1	1	AP #2
24	6R5-11633-10	PIN, PISTON PASADOR, PISTON	6	6	6	6	6	
25	6R5-11634-10	CLIP, PISTON PIN PRESILLA, BULON DE PISTON	12	12	12	12	12	
26	60H-11650-00	CONNECTING ROD ASSY BIELA COMPLETA	6	6	6	6	6	
27	90109-08022	BOLT .PERNO	2	2	2	2	2	
28	93310-32337	BEARING COJINETE DE RODILLOS	6	6	6	6	6	
29	90201-23M01	WASHER, PLATE ARANDELA PLANA	12	12	12	12	12	
30	93310-836U0	BEARING COJINETE DE RODILLOS	6	6	6	6	6	

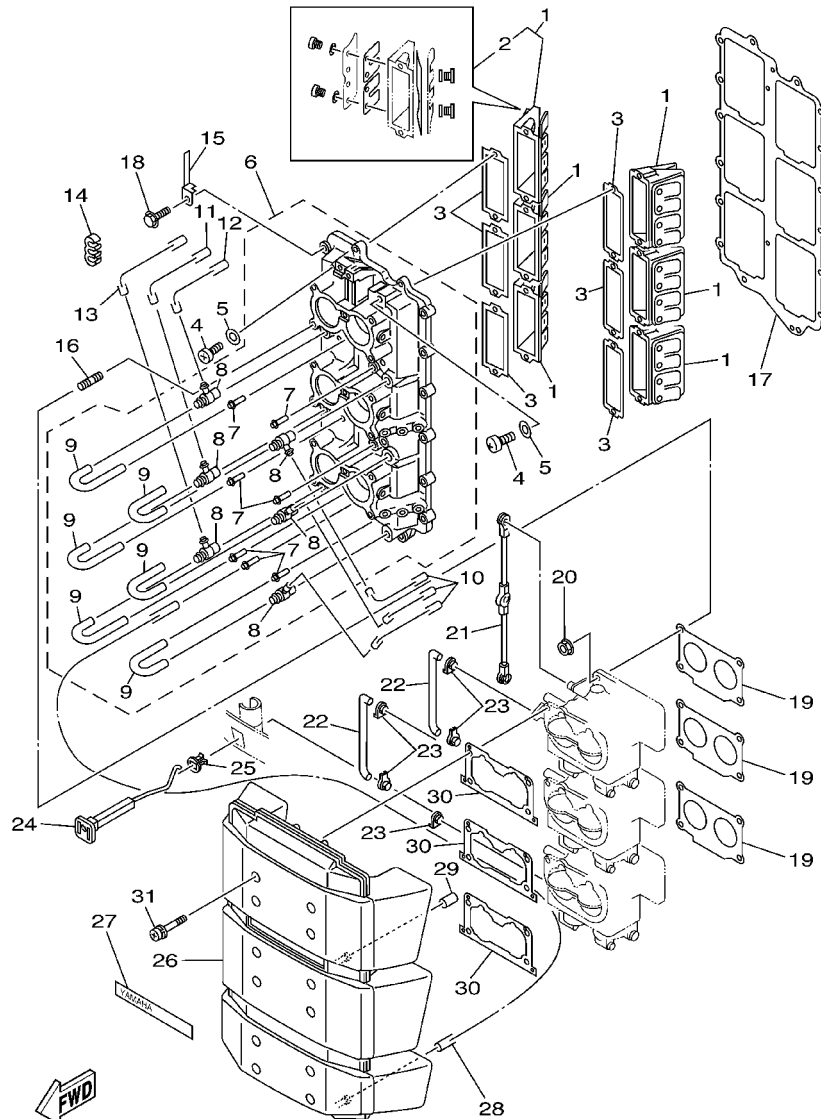
FIG. 4 CYLINDER. CRANKCASE 2 CYLINDRO. CARTER 2



REF. NO.	PART NO. CODIGO NO.	DESCRIPTION DESCRIPTION	150A	175A	200A	L150	L200	REMARKS OBSERVACION
1	6G5-11111-04-1S	HEAD, CYLINDER 1 CULATA CILINDRO 1	2	2	2	2	2	
2	6G5-11181-A2	GASKET, CYLINDER HEAD 1 JUNTA, DE CULATA 1	2	2	2	2	2	
3	90119-08MA8	BOLT, WITH WASHER TORNILLO CON ARANDELA	28	28	28	28	28	
4	6G5-11191-00-1S	COVER, CYLINDER HEAD 1 TAPA CULATA DE CILINDRO 1	2	2	2	2	2	
5	6G5-11193-A0	GASKET, HEAD COVER 1 EMPAQUE	2	2	2	2	2	
6	90119-06MA4	BOLT, WITH WASHER TORNILLO CON ARANDELA	36	36	36	36	36	
7	6E5-12411-30	THERMOSTAT TERMOSTAT	2	2	2	2	2	
8	688-12413-00-1S	COVER, THERMOSTAT CUBIERTA TERMOSTATO	2	2	2	2	2	
9	688-12414-A1	GASKET, COVER EMPAQUE	2	2	2	2	2	
10	90119-06MA6	BOLT, WITH WASHER TORNILLO CON ARANDELA	8	8	8	8	8	
11	64D-41111-00-1S	INNER COVER, EXHAUST CUBIERTA INTERIOR DE ESCAPE	1	1	1	1	1	
12	6G5-41112-A1	GASKET, EXHAUST INNER COVER EMPAQUE	1	1	1	1	1	
13	6G5-41114-A0	GASKET, EXHAUST OUTER COVER EMPAQUE	1	1	1	1	1	
14	6R3-41113-00-1S	OUTER COVER, EXHAUST CUBIERTA EXTERIOR DE ESCAPE	1	1	1	1	1	
15	650-24378-00	PIPE, JOINT 4 TUBO DE UNION 4	1	1	1	1	1	
16	90119-06MA5	BOLT, WITH WASHER TORNILLO CON ARANDELA	29	29	29	29	29	
17	90445-09097	HOSE TUBO	1	1	1	1	1	
18	6G5-12416-00	VALVE, PRESSURE CONTROL VALVULA DE CONTROL DE PRESION	1	1	1	1	1	
19	90501-16M11	SPRING, COMPRESSION RESORTE DE COMPRESION	1	1	1	1	1	
20	90480-20M05	GROMMET TAPON	1	1	1	1	1	
21	6G5-11382-A1	GASKET 2 EMPAQUE 2	1	1	1	1	1	
22	6G5-11372-00-1S	COVER, BYPASS 2 CUBIERTA	1	1	1	1	1	
23	90119-06MA2	BOLT, WITH WASHER TORNILLO CON ARANDELA	2	2	2	2	2	
24	6G5-12576-00	HOSE 1 MANGUERA 1	1	1	1	1	1	
25	90465-13M18	CLAMP BRIDA	2	2	2	2	2	
26	94702-00160	PLUG, SPARK (NGK B8HS-10) BUJIA (NGK B8HS-10)	6	6	6	6	6	
	94702-00247	PLUG, SPARK (NGK BR8HS-10) BUJIA (NGK BR8HS-10)	6	6	6	6	6	FOR CHINA, CARIB, BRAZIL

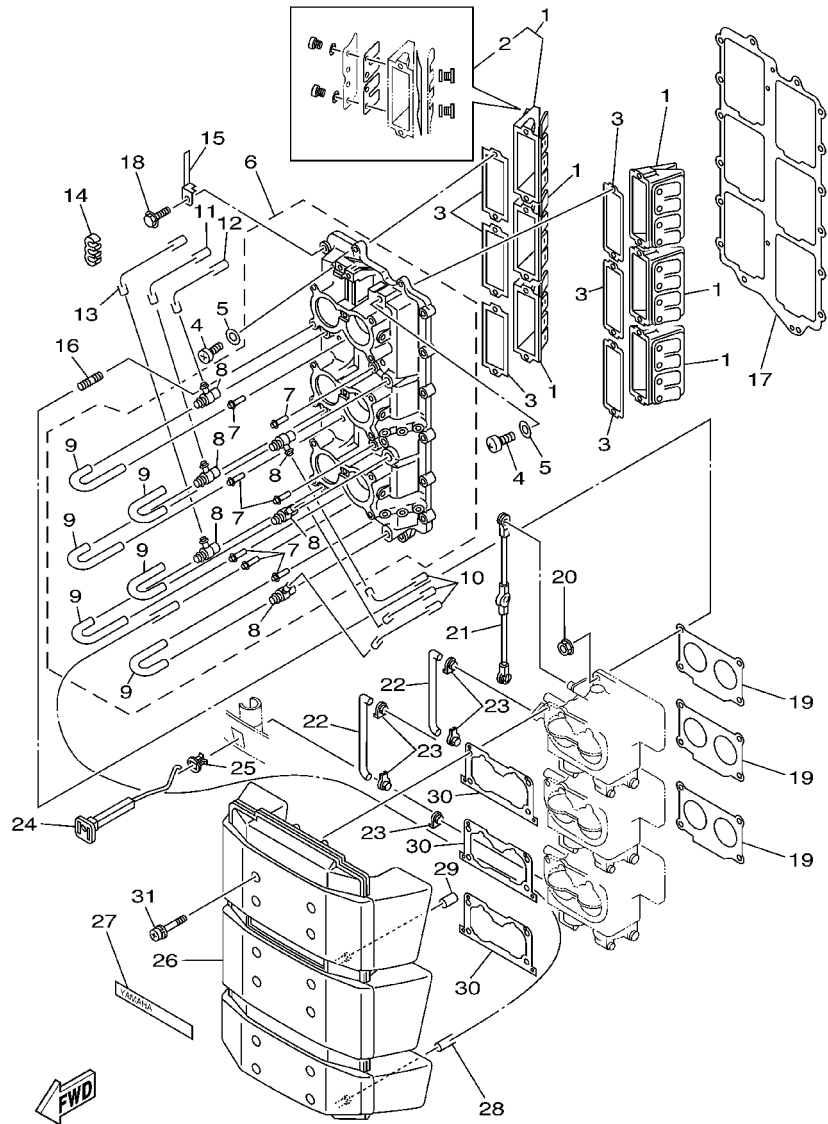
FIG. 5 INTAKE

ADMISION



6G52200-3050

REF. NO.	PART NO. CODIGO NO.	DESCRIPTION DESCRIPTION	150A	175A	200A	L150	L200	REMARKS OBSERVACION
1	6G5-13610-00	REED VALVE ASSY VALVULA DE LAMINAS COMPLETA	6			6		
	6E5-13610-00	REED VALVE ASSY VALVULA DE LAMINAS COMPLETA		6	6		6	
2	6E5-W0004-00	.REED SET .JUEGO DE VALVULAS DE LENGUETA	1	1	1	1	1	
3	6E5-13621-A1	GASKET, VALVE SEAT JUNTA, DE VALV.DE EMPAQUE	6	6	6	6	6	
4	97880-05016	SCREW, PAN HEAD TORNILLO DE CABEZA CON PLANA	12	12	12	12	12	
5	92990-05600	WASHER, PLATE ARANDELA PLANA	12	12	12	12	12	
6	6G5-13641-00-1S	MANIFOLD 1 MULTIPLE 1	1	1	1	1	1	
7	624-14485-00	.PIPE, JOINT .TUBO DE UNION	7	7	7	7	7	
8	6E5-11370-01	.CHECK VALVE ASSY .VALVULA DE CONTROL COMPL.	6	6	6	6	6	
9	90445-07M28	.HOSE (L70) .TUBO (L70)	6	6	6	6	6	
10	90445-07M45	HOSE (L340) TUBO (L340)	3	3	3	3	3	
11	90445-07M46	HOSE (L360) TUBO (L360)	1	1	1	1	1	
12	90445-07M09	HOSE (L380) TUBO (L380)	1	1	1	1	1	
13	90445-07M59	HOSE (L1160) TUBO (L1160)	1	1	1	1	1	
14	90464-07M05	CLAMP BRIDA	2	2	2	2	2	
15	90465-10M91	CLAMP BRIDA	2	2	2	2	2	
16	90116-06M30	BOLT, STUD ESPARRAGO	12	12	12	12	12	
17	6G5-13645-A2	GASKET, MANIFOLD 1 EMPAQUE	1	1	1	1	1	
18	90119-06MA3	BOLT, WITH WASHER TORNILLO CON ARANDELA	16	16	16	16	16	
19	6E5-14198-A2	GASKET EMPAQUE	3	3	3	3	3	
20	90179-06M28	NUT TUERCA	12	12	12	12	12	
21	6G5-41217-01	ROD, ACCEL. LEVER VARILLA PALANCA ACELERADOR	1	1	1	1	1	
22	6E5-41256-01	ROD, CHOKE 1 VARILLA DE AHOGADOR	2	2	2	2	2	
23	661-41262-02	JOINT, CHOKE LEVER CONECTOR DE AHOGADOR	5	5	5	5	5	
24	6E5-41271-02	KNOB, CHOKE PERILLA AHOGADOR	1	1	1	1	1	
25	689-41273-00	GROMMET TAPON PROTECTOR	1	1	1	1	1	
26	6R3-14440-02	SILENCER ASSY, INTAKE SILENCIADOR COMPL DE ADMISION	1	1	1	1	1	



6G52200-3050

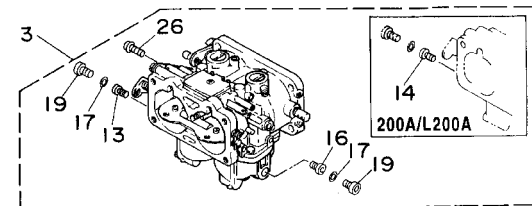
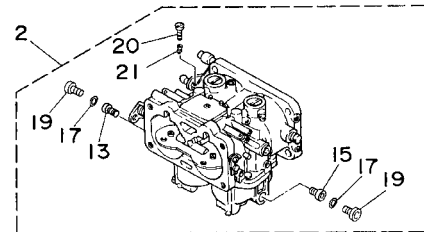
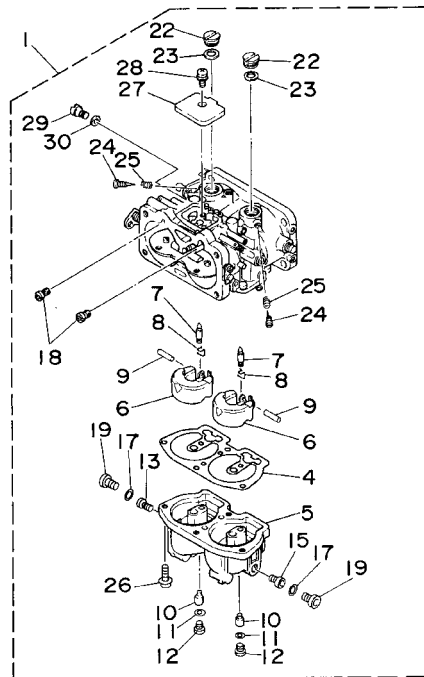
FIG. 5 INTAKE

ADMISION

REF. NO.	PART NO. CODIGO NO.	DESCRIPTION DESCRIPTION	150A	175A	200A	L150	L200	REMARKS OBSERVACION
27	6G5-1441K-00	EMBLEM EMBLEMA	1	1	1	1	1	
28	90445-07MA3	HOSE (L200) TUBO (L200)	1	1	1	1	1	
29	647-14395-60	CAP, OVERFLOW PIPE TAPA DE TUBO REBOSAMIENTO	1	1	1	1	1	
30	6K7-14483-00	GASKET EMPAQUE	3	3	3	3	3	
31	90159-06M14	SCREW, WITH WASHER TORNILLO CON VALONA	12	12	12	12	12	

FIG. 6 CARBURETOR

CARBURADOR



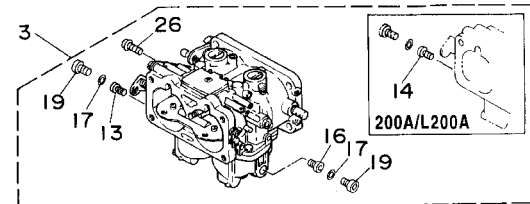
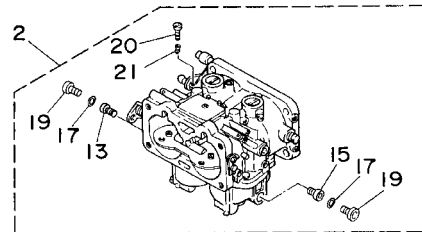
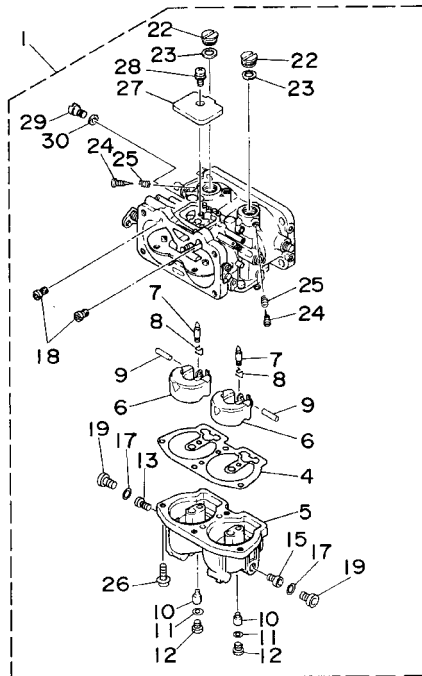
64D0010-6060

REF. NO.	PART NO. CODIGO NO.	DESCRIPTION DESCRIPTION	150A	175A	200A	L150	L200	REMARKS OBSERVACION
1	64C-14301-01	CARBURETOR ASSY 1 CARBURADOR COMPLETO 1	1			1		
	64D-14301-01	CARBURETOR ASSY 1 CARBURADOR COMPLETO 1		1				
	64E-14301-01	CARBURETOR ASSY 1 CARBURADOR COMPLETO 1			1		1	
2	64C-14302-01	CARBURETOR ASSY 2 CARBURADOR COMPLETO 2	1			1		
	64D-14302-01	CARBURETOR ASSY 2 CARBURADOR COMPLETO 2		1				
	64E-14302-01	CARBURETOR ASSY 2 CARBURADOR COMPLETO 2			1		1	
3	64C-14303-01	CARBURETOR ASSY 3 CARBURADOR COMPLETO 3	1			1		
	64D-14303-01	CARBURETOR ASSY 3 CARBURADOR COMPLETO 3		1				
	64E-14303-01	CARBURETOR ASSY 3 CARBURADOR COMPLETO 3			1		1	
4	64D-14384-01	.GASKET, FLOAT CHAMBER .EMPAQUE DE CAMARA DE BOIA	3	3	3	3	3	
5	64D-14381-00	.BODY, FLOAT CHAMBER .CUERPO DE CAMARA DE BOIA	3	3	3	3	3	
6	6E5-14385-02	.FLOAT .BOIA	6	6	6	6	6	
7	6E5-14546-00	.VALVE, NEEDLE .VALVULA DE AGUJA	6	6	6	6	6	
8	6E5-14159-00	.CLIP .PRESILLA	6	6	6	6	6	
9	6E5-14386-02	.PIN, FLOAT .PASADOR DE BOIA	6	6	6	6	6	
10	64D-1492F-42	.JET, AIR SLOW (#84) .ESPREA (#84)	6	6	6	6	6	
11	61U-14959-00	.GASKET .EMPAQUE	6	6	6	6	6	
12	64D-14394-00	.VALVE, DRAIN .VALVULA DE DRENAJE	6	6	6	6	6	
13	64D-1492E-75	.JET, MAIN (#150) .INYECTOR PRINCIPAL (#150)	3	3		3		
	64D-1492E-75	.JET, MAIN (#150) .INYECTOR PRINCIPAL (#150)			2		2	
14	64D-1492E-76	.JET, MAIN (#152) .INYECTOR PRINCIPAL (#152)			1		1	
15	64D-1492E-77	.JET, MAIN (#154) .INYECTOR PRINCIPAL (#154)	2	2	2	2	2	
16	64D-1492E-79	.JET, MAIN (#158) .INYECTOR PRINCIPAL (#158)	1	1	1	1	1	
17	6E5-14398-01	.GASKET .EMPAQUE	6	6	6	6	6	
18	61A-1492H-12	.JET, SLOW AIR BLEED (#60) .ESPREA AIRE (#60)	6	6	6	6	6	
19	61A-14383-01	.SCREW, DRAIN .TORNILLO DE DRENAJE	6	6	6	6	6	
20	6E5-14321-00	.SCREW, THROTTLE .TORNILLO DE OBTURADOR	1	1	1	1	1	#2

B6

FIG. 6 CARBURETOR

CARBURADOR



REF. NO.	PART NO. CODIGO NO.	DESCRIPTION DESCRIPTION	150A	175A	200A	L150	L200	REMARKS OBSERVACION
21	6J8-14334-00	.SPRING, THROTTLE .RESORTE DE AJUSTADOR DE AIRE	1	1	1	1	1	#2
22	6E5-14328-01	.PLUG .TORNILLO TOPE DE PILOTO	6	6	6	6	6	
23	6E5-14979-00	.GASKET .EMPAQUE DE ARRANQUE	6	6	6	6	6	
24	6E5-14323-03	.SCREW, AIR ADJUSTING .TORNILLO DE AJUSTE DE AIRE	6	6	6	6	6	
25	6E5-14223-00	.SPRING, AIR ADJUSTING .RESORTE, AJUSTE DE AIRE	6	6	6	6	6	
26	97980-05116	.SCREW, WITH WASHER .TORNILLO, CON ARANDELA	13	13		13		
	97980-05116	.SCREW, WITH WASHER .TORNILLO, CON ARANDELA			12		12	
27	6E5-14527-01	.PLATE .PLACA	3	3	3	3	3	
28	97980-05108	.SCREW, WITH WASHER .TORNILLO, CON ARANDELA	3	3	3	3	3	
29	6E5-14324-00	.SCREW, FLAT HEAD .TORNILLO CABEZA PLANA	3	3	3	3	3	
30	6J8-14959-00	.GASKET .EMPAQUE	3	3	3	3	3	



64D0010-6060

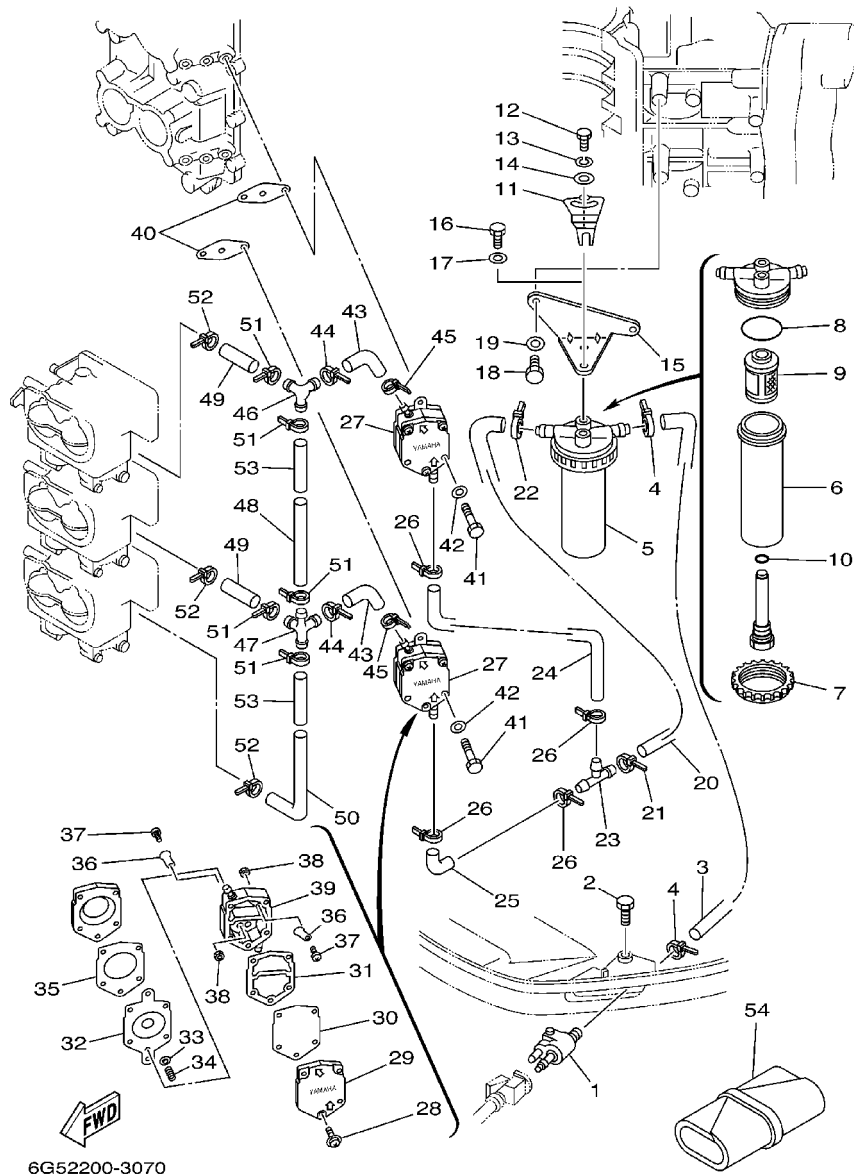
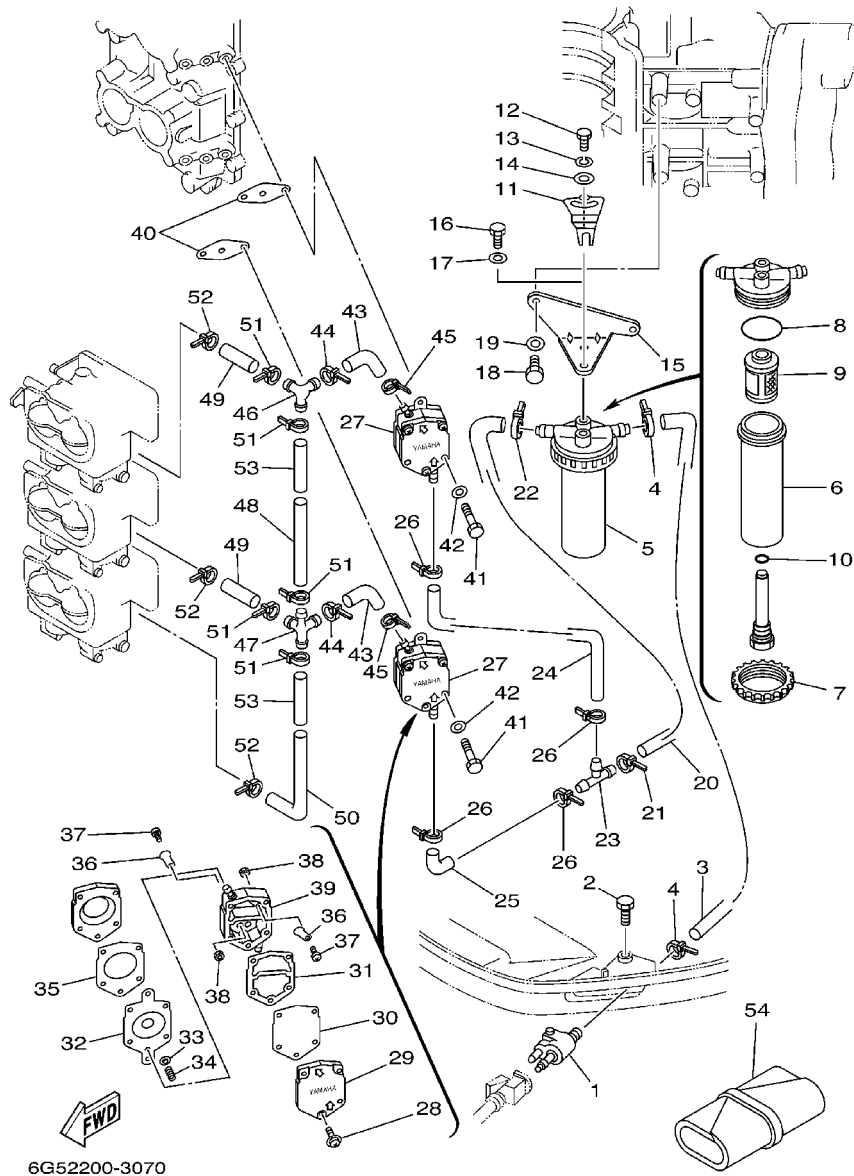


FIG. 7 FUEL 1

COMBUSTIBLE 1

REF. NO.	PART NO. CODIGO NO.	DESCRIPTION DESCRIPTION	150A	175A	200A	L150	L200	REMARKS OBSERVACION
1	6E5-24304-10	FUEL PIPE JOINT COMP. 1 CONECTOR MANGUERA COMBUST.1	1	1	1	1	1	
2	97095-06028	BOLT PERNO	1	1	1	1	1	
3	6G5-24313-01	PIPE 3 TUBO 3	1	1	1	1	1	
4	90465-11M10	CLAMP BRIDA	2	2	2	2	2	
5	60H-24560-00	FILTER ASSY FILTRO COMPLETO	1	1	1	1	1	
6	68F-24521-00	.CUP, FILTER .COPA DE FILTRO	1	1	1	1	1	
7	65L-24531-01	.NUT .TUERCA	1	1	1	1	1	
8	61A-24564-00	.O-RING .ANILLO O	1	1	1	1	1	
9	61A-24563-00	.ELEMENT, FILTER .ELEMENTO DEL FILTRO	1	1	1	1	1	
10	68F-24649-00	.O-RING .ANILLO O	1	1	1	1	1	
11	65L-24558-00	HOLDER, FILTER SOPORTE DE FILTRO	1	1	1	1	1	
12	97095-06016	BOLT PERNO	1	1	1	1	1	
13	92995-06100	WASHER, SPRING ARANDELA	1	1	1	1	1	
14	90201-06068	WASHER, PLATE ARANDELA PLANA	1	1	1	1	1	
15	61U-24566-01	BRACKET, FILTER SOPORTE DEL FILTRO	1	1	1	1	1	
16	97095-06014	BOLT PERNO	1	1	1	1	1	
17	92995-06600	WASHER ARANDELA	1	1	1	1	1	
18	97095-06016	BOLT PERNO	2	2	2	2	2	
19	92995-06600	WASHER ARANDELA	2	2	2	2	2	
20	6G5-24314-10	PIPE 4 TUBO 4	1	1	1	1	1	
21	90465-11M10	CLAMP BRIDA	1	1	1	1	1	
22	90465-11M10	CLAMP BRIDA	1	1	1	1	1	
23	6E5-24378-00	PIPE, JOINT 3 TUBO DE UNION 3	1	1	1	1	1	
24	6G5-24315-00	PIPE 5 TUBO DE DESAGUE	1	1	1	1	1	
25	6E5-24315-00	PIPE 5 TUBO DE DESAGUE	1	1	1	1	1	
26	90465-11M10	CLAMP BRIDA	4	4	4	4	4	
27	6E5-24410-03	FUEL PUMP ASSY BOMBA DE COMBUSTIBLE COMPLETA	2	2	2	2	2	



6G52200-3070

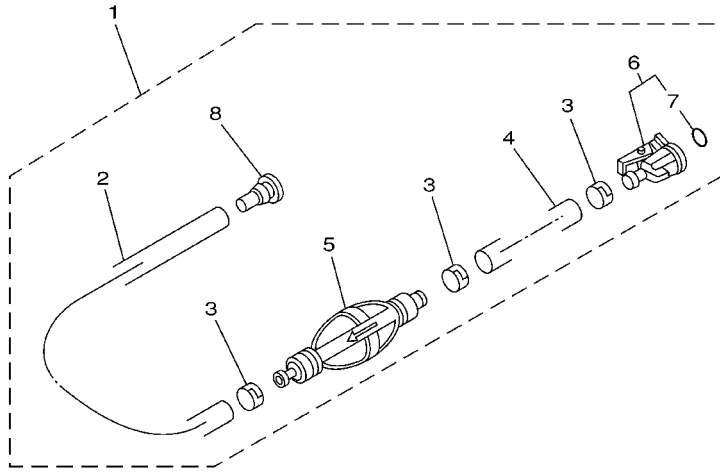
FIG. 7 FUEL 1

COMBUSTIBLE 1

REF. NO.	PART NO. CODIGO NO.	DESCRIPTION DESCRIPTION	150A	175A	200A	L150	L200	REMARKS OBSERVACION
28	6E5-24444-00	.SCREW .TORNILLO	3	3	3	3	3	
29	6E5-24413-00	.BODY 2 .CUERPO 2	1	1	1	1	1	
30	6E5-24471-00	.DIAPHRAGM .DIAFRAGMA	1	1	1	1	1	
31	6E5-24435-00	.GASKET, BODY 2 .EMPAQUE	1	1	1	1	1	
32	6E5-24411-00	.DIAPHRAGM .DIAFRAGMA	1	1	1	1	1	
33	648-24424-00	.SEAT, SPRING .PLACA DE RESORTE	1	1	1	1	1	
34	6E5-24423-00	.SPRING, DIAPHRAGM .RESORTE DE DIAFRAGMA	1	1	1	1	1	
35	6E5-24434-02	.GASKET, BODY .EMPAQUE	1	1	1	1	1	
36	6A0-24421-01	.VALVE, CHECK .VALVULA DE RETENCION	4	4	4	4	4	
37	6A0-14325-00	.SCREW, PAN HEAD .TORNILLO CABEZA REDONDA	4	4	4	4	4	
38	95380-03600	.NUT .TUERCA	4	4	4	4	4	
39	6E5-24412-10	.BODY 1 .CUERPO 1	1	1	1	1	1	
40	650-24431-A0	GASKET, FUEL PUMP 1 EMPAQUE BOMBA COMBUST 1	2	2	2	2	2	
41	97095-06050	BOLT PERNO	4	4	4	4	4	
42	92995-06600	WASHER ARANDELA	4	4	4	4	4	
43	6G5-24316-10	PIPE 6 TUBO 6	2	2	2	2	2	
44	90465-11M10	CLAMP BRIDA	2	2	2	2	2	
45	90465-11M10	CLAMP BRIDA	2	2	2	2	2	
46	6G5-24376-00	PIPE, JOINT 1 TUBO DE UNION 1	1	1	1	1	1	
47	6G5-24377-00	PIPE, JOINT 3 TUBO DE UNION 3	1	1	1	1	1	
48	6G5-24317-01	PIPE 7 TUBO 7	1	1	1	1	1	
49	6G5-24318-10	PIPE, OVERFLOW TUBO DE REBOSAMIENTO	2	2	2	2	2	
50	6G5-24319-10	PIPE, OIL TUBO DE ACEITE	1	1	1	1	1	
51	90465-11M10	CLAMP BRIDA	5	5	5	5	5	
52	90465-11M10	CLAMP BRIDA	3	3	3	3	3	
53	90446-15M07	HÓSE TUBO RESEIRADERO	2	2	2	2	2	
54	656-W2810-02	TOOL KIT JUEGO DE HERRAMIENTAS	1	1	1	1	1	

FIG. 8 FUEL 2

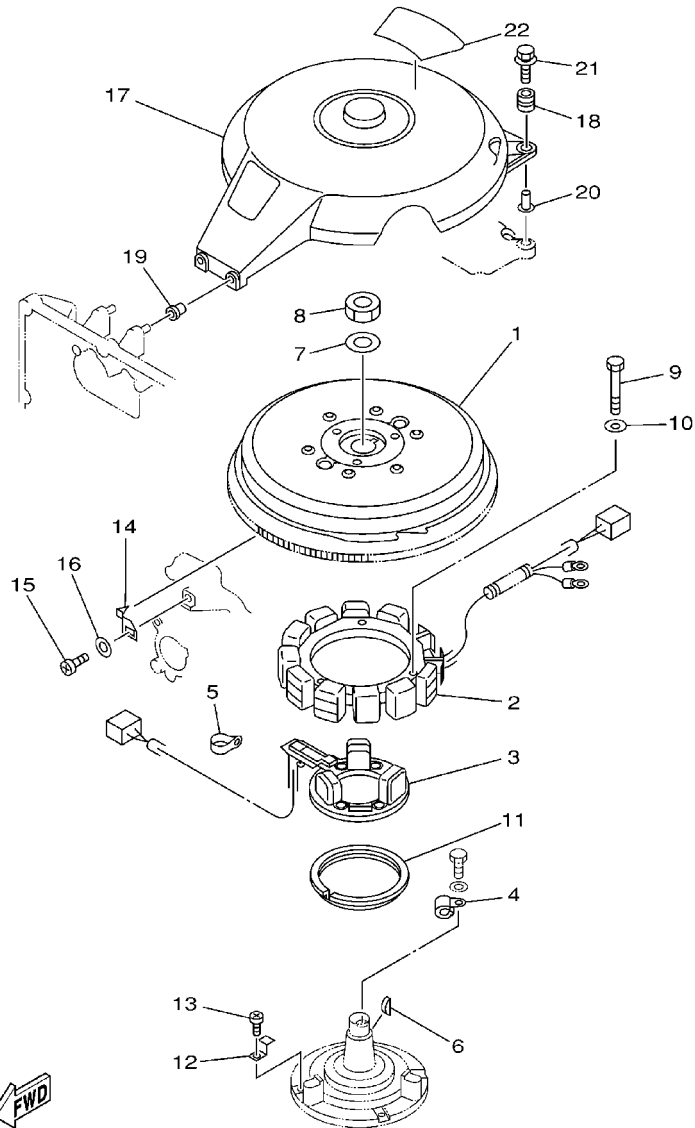
COMBUSTIBLE 2



REF. NO.	PART NO. CODIGO NO.	DESCRIPTION DESCRIPTION	150A	175A	200A	L150	L200	REMARKS OBSERVACION
1	6Y2-24306-A2	FUEL PIPE COMP. 1 TUBO COMBUST. COMPL 1	1	1	1	1	1	AP EXCEPT FOR CHINA
2	90445-13M01	.HOSE (L:2050) .MANGUERA (L:2050)	1	1	1	1	1	
3	6E5-24351-01	.BAND 1 .ABRAZADERA 1	3	3	3	3	3	
4	90445-13M00	.HOSE (L850) .MANGUERA (L850)	1	1	1	1	1	
5	61J-24360-10	.PRIMER PUMP ASSY .SOPORTE BOMBA	1	1	1	1	1	
6	6E5-24305-04	.FUEL PIPE JOINT COMP. 2 .CONECTOR MANGUERA COMBUST. 2	1	1	1	1	1	
7	93210-08287	..O-RING ..JUNTA TORICA	1	1	1	1	1	
8	90480-06M19	.GROMMET .TAPON	1	1	1	1	1	



6G50200-0080



6G51200-2090

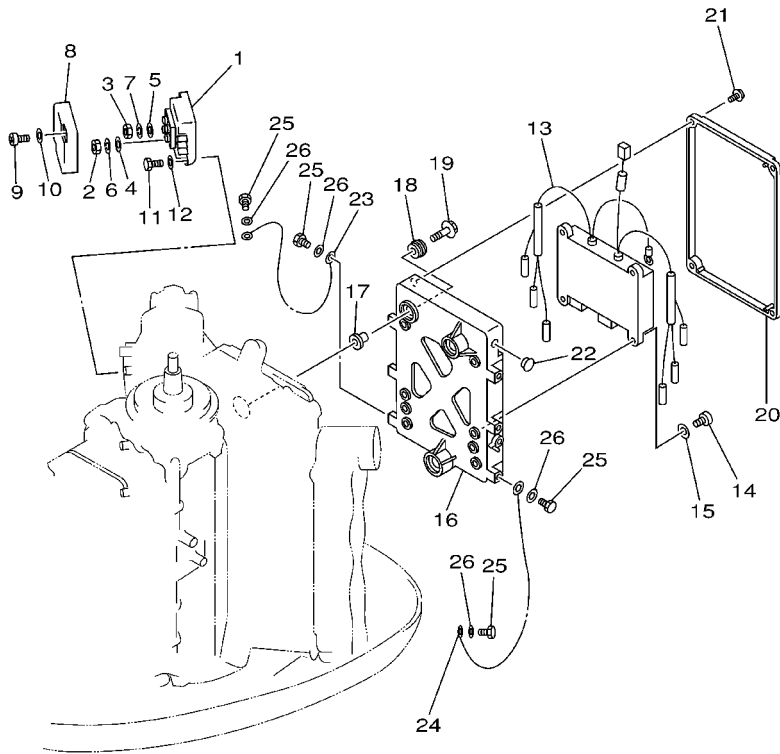
FIG. 9 GENERATOR

GENERADOR

REF. NO.	PART NO. CODIGO NO.	DESCRIPTION DESCRIPTION	150A	175A	200A	L150	L200	REMARKS OBSERVACION
1	6G6-85550-02	ROTOR ASSY ROTOR COMPLETO	1	1	1	1	1	
2	6G6-85510-01	STATOR ASSY ESTATOR COMPLET	1	1	1	1	1	
3	6G6-85580-00	COIL, PULSER BOBINA DE PULSACION	1	1	1	1	1	
4	90465-06M86	CLAMP BRIDA	1	1	1	1	1	
5	90464-12M00	CLAMP BRIDA	1	1	1	1	1	
6	90280-05015	KEY, WOODRUFF CUNA WOODRUFF	1	1	1	1	1	
7	90201-21M18	WASHER, PLATE ARANDELA PLANA	1	1	1	1	1	
8	90170-20137	NUT TUERCA	1	1	1	1	1	
9	97013-06060	BOLT PERNO	3	3	3	3	3	
10	92903-06600	WASHER, PLATE RONDANA SENCILLA	3	3	3	3	3	
11	688-41611-00	RETAINER, MAGNETO BASE RETENEDOR BASE MAGNETO	1	1	1	1	1	
12	688-41612-00	RETAINER, MAGNETO BASE RETENEDOR BASE MAGNETO	4	4	4	4	4	
13	97880-06018	SCREW, PAN HEAD TORNILLO DE CABEZA CON PLANA	4	4	4	4	4	
14	6E5-81332-00	PLATE, TIMING PLACA REGULADOR DE TIEMPO	1	1	1	1	1	
15	97885-06010	SCREW, PAN HEAD TORNILLO A MUESCA	1	1	1	1	1	
16	92995-06600	WASHER ARANDELA	1	1	1	1	1	
17	6G5-81337-00	COVER, FLYWHEEL CUBIERTA DE VOLANTE	1	1	1	1	1	
18	6G5-82317-00	DAMPER, IGNITION COIL AMORTIGUADOR BOBINA ENCENDIDO	2	2	2	2	2	
19	6A0-82317-00	DAMPER, IGNITION COIL AMORTIGUADOR BOBINA ENCENDIDO	2	2	2	2	2	
20	624-42542-00	PIPE TUBO	2	2	2	2	2	
21	90119-06M65	BOLT, WITH WASHER TORNILLO CON ARANDELA	2	2	2	2	2	
22	6G5-14488-02	LABEL, CAUTION ETIQUETA PRECAUCION	1	1	1	1	1	

FIG. 10 ELECTRICAL 1

EQUIPO ELECTRICO 1



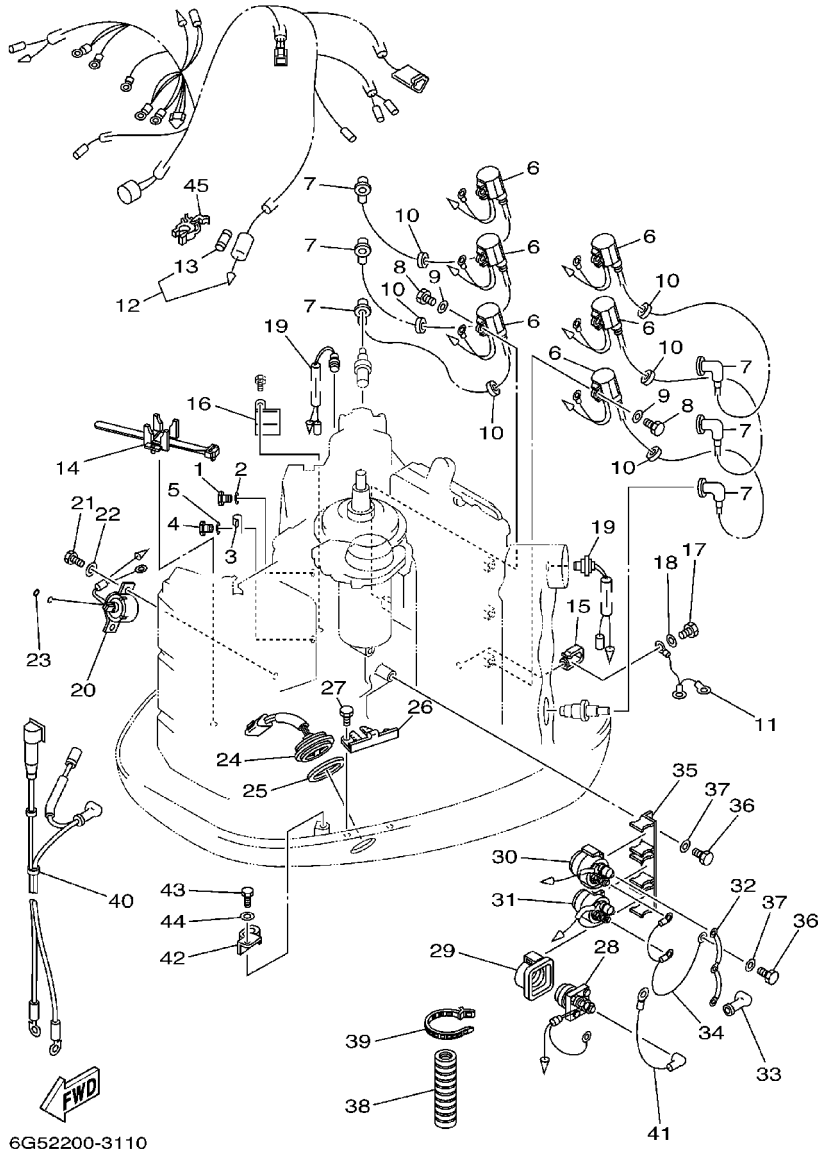
REF. NO.	PART NO. CODIGO NO.	DESCRIPTION DESCRIPTION	150A	175A	200A	L150	L200	REMARKS OBSERVACION
1	6G5-81960-A0	RECTIFIER & REGULATOR ASSY RECTIFICADOR Y REGULADOR	1	1	1	1	1	
2	95380-05600	NUT TUERCA	3	3	3	3	3	
3	95380-06600	NUT, HEXAGON TUERCA	1	1	1	1	1	
4	92990-05200	WASHER, PLAIN ARANDELA PLANA	3	3	3	3	3	
5	92990-06200	WASHER, PLAIN ARANDELA PLANA	1	1	1	1	1	
6	92903-05100	WASHER, SPRING RONDANA SENCILLA	3	3	3	3	3	
7	92903-06100	WASHER, SPRING RONDANA SENCILLA	1	1	1	1	1	
8	688-81961-01	COVER CUBIERTA	1	1	1	1	1	
9	97885-05025	SCREW, PAN HEAD TORNILLO A MUESCA	2	2	2	2	2	
10	92995-05600	WASHER ARANDELA	2	2	2	2	2	
11	97013-06020	BOLT PERNO	2	2	2	2	2	
12	92903-06600	WASHER, PLATE RONDANA SENCILLA	2	2	2	2	2	
13	6G6-85540-00	C.D.I. UNIT ASSY UNIDAD C.D.I. COMPLETA	1	1	1	1	1	
14	97880-06020	SCREW, PAN HEAD TORNILLO DE CABEZA CON PLANA	4	4	4	4	4	
15	92990-06600	WASHER, PLATE ARANDELA PLANA	4	4	4	4	4	
16	6R3-85542-03-1S	BRACKET SOPORTE	1	1	1	1	1	
17	90387-06M03	COLLAR COLLAR	3	3	3	3	3	
18	90480-09M12	GROMMET TAPON	3	3	3	3	3	
19	90119-06M61	BOLT, WITH WASHER TORNILLO CON ARANDELA	3	3	3	3	3	
20	6R3-85537-00	COVER CUBIERTA	1	1	1	1	1	
21	90159-06M11	SCREW, WITH WASHER TORNILLO CON VALONA	4	4	4	4	4	
22	90480-12M25	GROMMET TAPON	1	1	1	1	1	
23	662-82519-00	WIRE, EARTH LEAD CABLE CONDUCTOR A TIERRA	1	1	1	1	1	
24	6R3-82519-00	WIRE, EARTH LEAD CABLE CONDUCTOR A TIERRA	1	1	1	1	1	
25	97095-06012	BOLT PERNO	4	4	4	4	4	
26	92995-06600	WASHER ARANDELA	4	4	4	4	4	



6G50010-0090

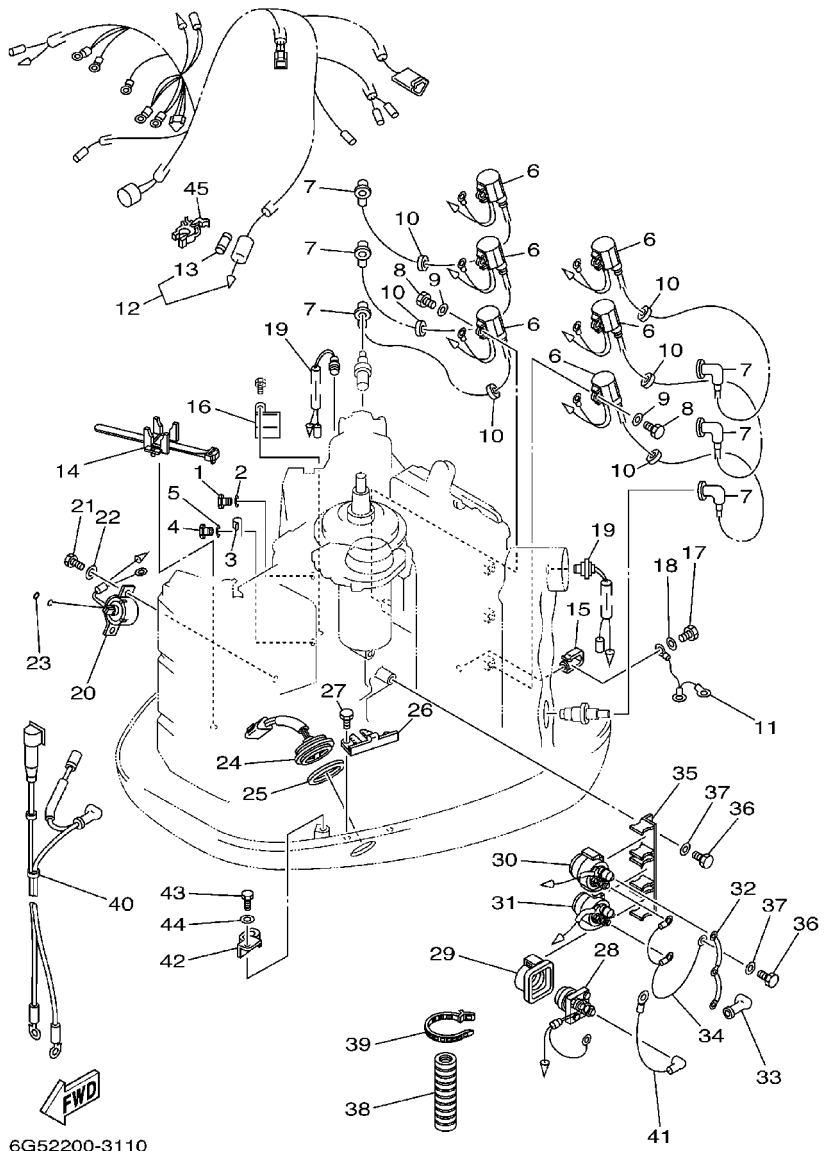
FIG. 11 ELECTRICAL 2

EQUIPO ELECTRICO 2



6G52200-3110

REF. NO.	PART NO. CODIGO NO.	DESCRIPTION DESCRIPTION	150A	175A	200A	L150	L200	REMARKS OBSERVACION
1	97095-06012	BOLT PERNO	1	1	1	1	1	
2	92995-06600	WASHER ARANDELA	1	1	1	1	1	
3	90465-06M88	CLAMP BRIDA	1	1	1	1	1	
4	97095-06012	BOLT PERNO	1	1	1	1	1	
5	92995-06600	WASHER ARANDELA	1	1	1	1	1	
6	6R3-85570-01	IGNITION COIL ASSY BOBINA DE IGNICION COMPLETO	6	6	6	6	6	
7	663-82370-01	PLUG CAP ASSY TAPON DE BUJIA COMPLT	6	6	6	6	6	
	6E3-82370-21	PLUG CAP ASSY TAPON DE BUJIA COMPLT	6	6	6	6	6	FOR CARIB, BRAZIL
8	97095-06020	BOLT PERNO	6	6	6	6	6	
9	92995-06600	WASHER ARANDELA	6	6	6	6	6	
10	90480-25161	GROMMET TAPON	6	6	6	6	6	
11	6E5-82531-10	WIRE, LEAD CABLE CONDUCTOR	1	1	1	1	1	
12	60H-82590-00	WIRE HARNESS ASSY CONJUNTO DE CABLES	1	1	1	1	1	
13	663-82151-00	.FUSE (12V-20A) .FUSIBLE (12V-20A)	1	1	1	1	1	
14	688-82594-00	CLAMP GRAMPA	1	1	1	1	1	
15	90465-05M87	CLAMP BRIDA	1	1	1	1	1	
16	90465-08M89	CLAMP BRIDA	1	1	1	1	1	
17	97095-06012	BOLT PERNO	1	1	1	1	1	
18	92995-06600	WASHER ARANDELA	1	1	1	1	1	
19	688-82560-10	THERMO SWITCH ASSY INTER. DE TERMO	2	2	2	2	2	
20	64D-86110-00	SOLENOID SOLENOIDE	1	1	1	1	1	
21	97095-06016	BOLT PERNO	2	2	2	2	2	
22	92995-06600	WASHER ARANDELA	2	2	2	2	2	
23	93210-03261	O-RING JUNTA TORICA	1	1	1	1	1	
24	61A-82563-00	TRIM & TILT SWITCH ASSY INTERRUPTOR DE INCLINACION	1	1	1	1	1	
25	6E5-82587-00	GASKET EMPAQUETADURA	1	1	1	1	1	
26	6R3-83614-00	BRACKET SOPORTE	1	1	1	1	1	



6G52200-3110

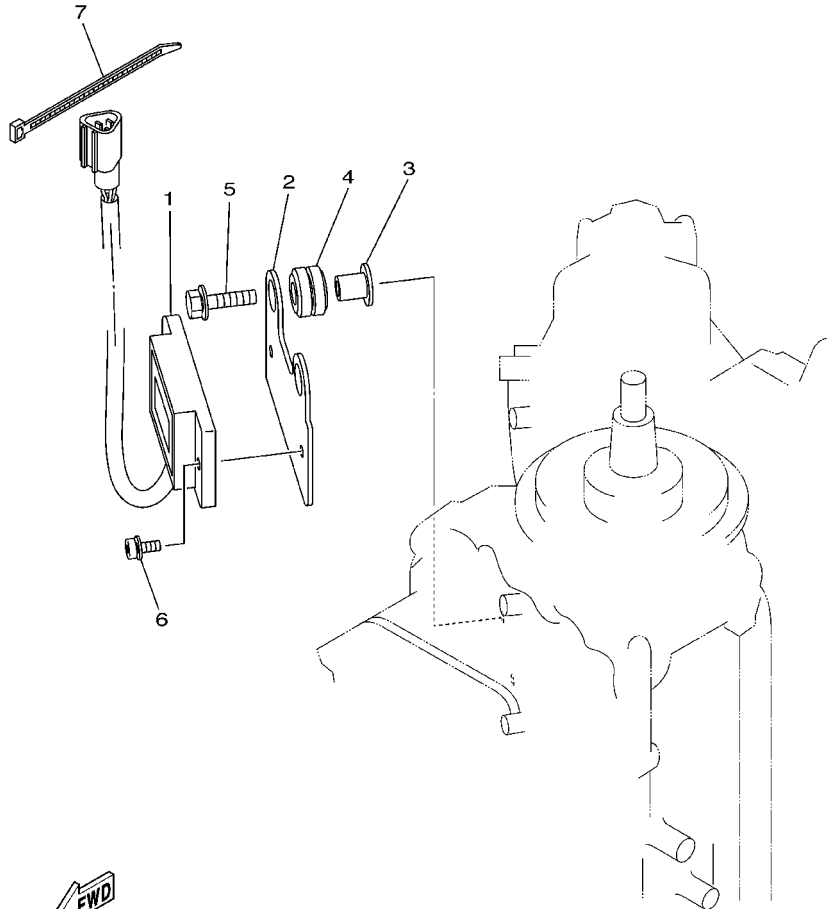
FIG. 11 ELECTRICAL 2

EQUIPO ELECTRICO 2

REF. NO.	PART NO. CODIGO NO.	DESCRIPTION DESCRIPTION	150A	175A	200A	L150	L200	REMARKS OBSERVACION
27	97095-06012	BOLT PERNO	2	2	2	2	2	
28	61A-81941-00	STARTER RELAY ASSY RELE DE ARRANQUE	1	1	1	1	1	
29	689-81952-10	HOLDER, RELAY SOSTEN DE RELE	1	1	1	1	1	
30	6E5-81950-00	RELAY ASSY RELE COMPLETO	1	1	1	1	1	
31	6E5-8195A-00	RELAY ASSY RELE COMPLETO	1	1	1	1	1	
32	6G5-87149-10	CONNECTOR CONECTOR	1	1	1	1	1	
33	6G5-82119-00	COVER, LEAD WIRE CUBIERTA DE CABLE CONDUCTOR	2	2	2	2	2	
34	6E5-82116-00	WIRE, MINUS LEAD CABLE CONDUCTOR NEGATIVO	1	1	1	1	1	
35	6G5-81948-11	BRACKET SOPORTE	1	1	1	1	1	
36	97095-06016	BOLT PERNO	2	2	2	2	2	
37	92995-06600	WASHER ARANDELA	2	2	2	2	2	
38	6E9-83557-70	TUBE ENCHUFE DE ACEITE	1	1	1	1	1	
39	90465-13M18	CLAMP BRIDA	1	1	1	1	1	
40	6G5-82105-02	WIRE HARNESS ARNES DE CABLES	1	1	1	1	1	
41	6E5-82117-01	WIRE, LEAD CABLE CONDUCTOR	1	1	1	1	1	
42	90465-12M25	CLAMP BRIDA	1	1	1	1	1	
43	97095-06012	BOLT PERNO	1	1	1	1	1	
44	92995-06600	WASHER ARANDELA	1	1	1	1	1	
45	6G5-82152-00	HOLDER, FUSE PORTA-FUSIBLES	1	1	1	1	1	

FIG. 12 ELECTRICAL 3

EQUIPO ELECTRICO 3



REF. NO.	PART NO. CODIGO NO.	DESCRIPTION DESCRIPTION	150A	175A	200A	L150	L200	REMARKS OBSERVACION
1	6Y5-83504-20	HOUR METER ASSY MEDIDOR DE HORAS COMPLETO	1	1	1	1	1	
2	60H-83519-00	BRACKET, METER SOPORTE DE MEDIDOR	1	1	1	1	1	
3	90387-06M60	COLLAR COLLAR	2	2	2	2	2	
4	90480-10M23	GROMMET TAPON	2	2	2	2	2	
5	90119-06M88	BOLT, WITH WASHER TORNILLO CON ARANDELA	2	2	2	2	2	
6	90159-05M26	SCREW, WITH WASHER TORNILLO CON VALONA	2	2	2	2	2	
7	90465-11M10	CLAMP BRIDA	1	1	1	1	1	

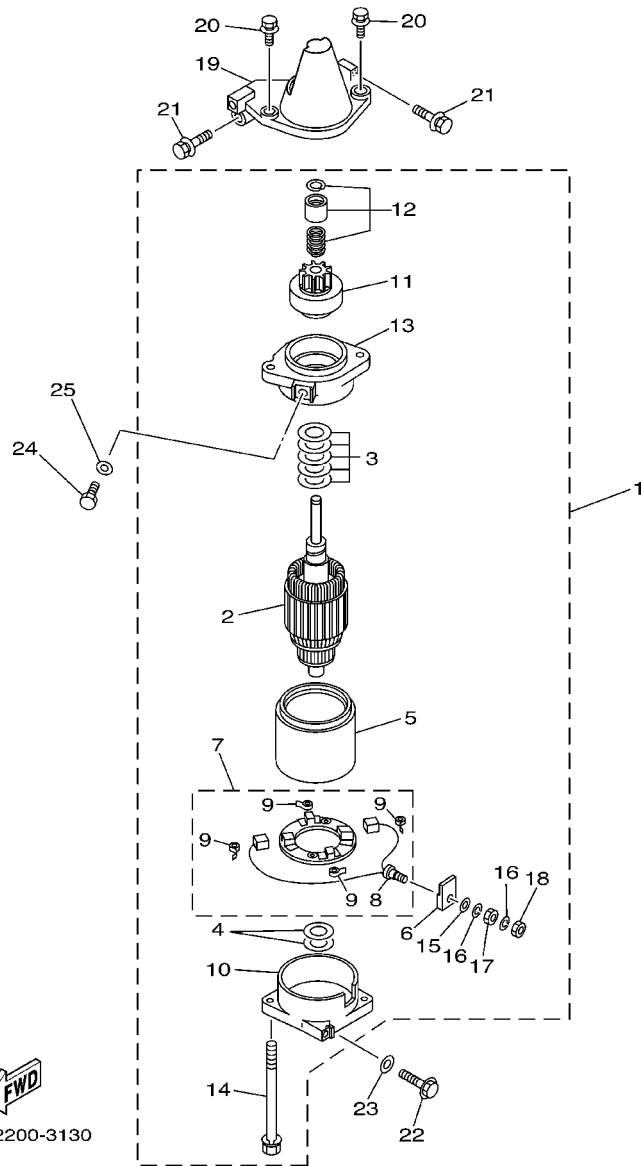


6G52200-3120

D1

FIG. 13 STARTING MOTOR

MOTOR DE ARRANQUE

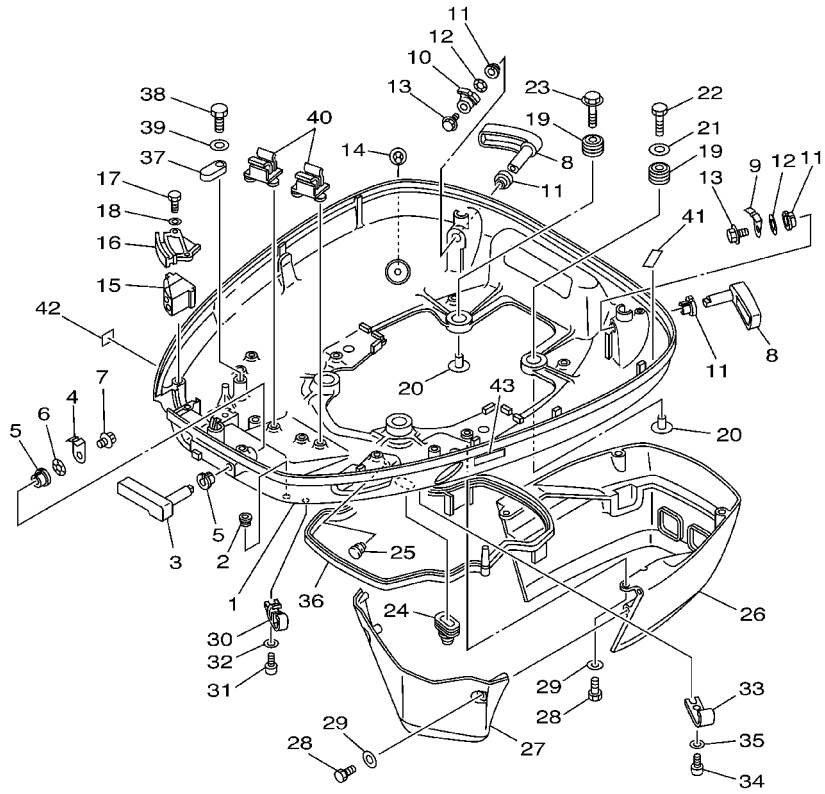


6G52200-3130

REF. NO.	PART NO. CODIGO NO.	DESCRIPTION DESCRIPTION	150A	175A	200A	L150	L200	REMARKS OBSERVACION
1	6N7-81800-10	STARTING MOTOR ASSY MOTOR DE ARRANQUE COMPLETO	1	1	1	1	1	
2	6N7-81850-10	.ARMATURE ASSY .INDUCIDO COMPLETO	1	1	1	1	1	
3	61A-81809-00	.WASHER KIT .JUEGO DE ARANDELA	1	1	1	1	1	
4	61A-81824-00	.WASHER 2 .ARANDELA 2	2	2	2	2	2	
5	6N7-81810-00	.STATOR ASSY .ESTATOR COMPLETO	1	1	1	1	1	
6	6K7-8182G-10	.BUSH, TERMINAL .BUJE DE TERMINAL	1	1	1	1	1	
7	6N7-81840-00	.BRUSH HOLDER ASSY .SOSTEN DE ESCOBILLA COMPLETO	1	1	1	1	1	
8	6N7-81801-00	..BRUSH SET ..JUEGO DE ESCOBILLA	1	1	1	1	1	
9	6N7-81813-00	..SPRING, BRUSH ..RESORTE DE ESCOBILLA	4	4	4	4	4	
10	6N7-81820-10	.REAR BRACKET ASSY .CUBIERTA TRASERA COMPL	1	1	1	1	1	
11	6N7-81807-00	.GEAR ASSY, STARTING MOTOR .PINON CONJUNTO	1	1	1	1	1	
12	6N7-81857-00	.RETAINER .SEGURO	1	1	1	1	1	
13	6N7-81830-00	.FRONT BRACKET ASSY .SOPORTE DELANTERO COMPLETO	1	1	1	1	1	
14	6K7-81826-10	.BOLT .PERNO	2	2	2	2	2	
15	6E5-8182E-10	.WASHER .RONDANA	1	1	1	1	1	
16	6E5-8182F-10	.WASHER .RONDANA	2	2	2	2	2	
17	6E5-8182A-10	.NUT .TUERCA	1	1	1	1	1	
18	6E5-8182K-10	.NUT .TUERCA	1	1	1	1	1	
19	6E5-81822-02-98	BRACKET, STARTING MOTOR SOPORTE DE MOTOR DE ARRANQUE	1	1	1	1	1	
20	90119-08M76	BOLT, WITH WASHER TORNILLO CON ARANDELA	2	2	2	2	2	
21	90119-08M77	BOLT, WITH WASHER TORNILLO CON ARANDELA	2	2	2	2	2	
22	90119-08M57	BOLT, WITH WASHER TORNILLO CON ARANDELA	1	1	1	1	1	
23	92990-08600	WASHER, PLATE ARANDELA PLANA	1	1	1	1	1	
24	97095-08016	BOLT PERNO	1	1	1	1	1	
25	92995-08600	WASHER ARANDELA	1	1	1	1	1	

FIG. 14 BOTTOM COWLING

CUBIERTA INFERIOR

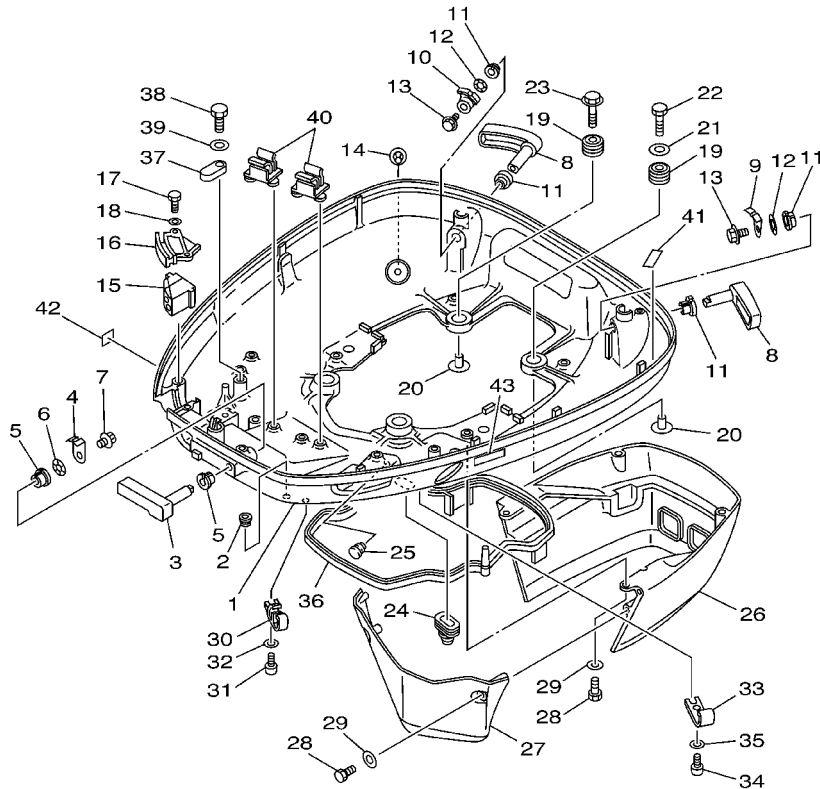


REF. NO.	PART NO. CODIGO NO.	DESCRIPTION DESCRIPTION	150A	175A	200A	L150	L200	REMARKS OBSERVACION
1	6E5-42711-43-8D	COWLING, BOTTOM CUBIERTA INFERIOR	1	1	1	1	1	
2	6H4-42748-00	GROMMET TAPON	1	1	1	1	1	
3	688-42815-01-4D	LEVER, CLAMP PALANCA ABRAZADERA	1	1	1	1	1	
4	688-42816-00	LEVER, CLAMP PALANCA ABRAZADERA	1	1	1	1	1	
5	90386-13M38	BUSH BUJE	2	2	2	2	2	
6	90206-13M10	WASHER, WAVE ARANDELA ONDULADA	1	1	1	1	1	
7	90119-06M09	BOLT, WITH WASHER TORNILLO CON ARANDELA	1	1	1	1	1	
8	6E5-42817-01-4D	LEVER, CLAMP PALANCA ABRAZADERA	2	2	2	2	2	
9	6G5-42816-00	LEVER, CLAMP PALANCA ABRAZADERA	1	1	1	1	1	
10	6E5-42816-01	LEVER, CLAMP PALANCA ABRAZADERA	1	1	1	1	1	
11	90386-13M38	BUSH BUJE	4	4	4	4	4	
12	90206-13M10	WASHER, WAVE ARANDELA ONDULADA	2	2	2	2	2	
13	90119-06M09	BOLT, WITH WASHER TORNILLO CON ARANDELA	2	2	2	2	2	
14	6E5-44391-00	NIPPLE, HOSE NIPLE MANGUERA	1	1	1	1	1	
15	6E5-42725-00	GROMMET TAPON	1	1	1	1	1	
16	6E5-42738-01-5B	PLATE, FITTING PLACA DE AJUSTE	1	1	1	1	1	
17	97095-06016	BOLT PERNO	2	2	2	2	2	
18	92995-06600	WASHER ARANDELA	2	2	2	2	2	
19	90480-22M15	GROMMET TAPON	4	4	4	4	4	
20	90387-08M37	COLLAR COLLAR	4	4	4	4	4	
21	90201-08M54	WASHER, PLATE ARANDELA PLANA	1	1	1	1	1	
22	97075-08035	BOLT PERNO	1	1	1	1	1	
23	90119-08M22	BOLT, WITH WASHER TORNILLO CON ARANDELA	3	3	3	3	3	
24	688-42726-10	GROMMET TAPON	1	1	1	1	1	
25	90480-10M36	GROMMET TAPON	1	1	1	1	1	
26	6E5-42741-01-4D	APRON MANDIL	1	1	1	1	1	
27	6E5-42771-01-4D	APRON MANDIL	1	1	1	1	1	

FWD
6G52200-3140

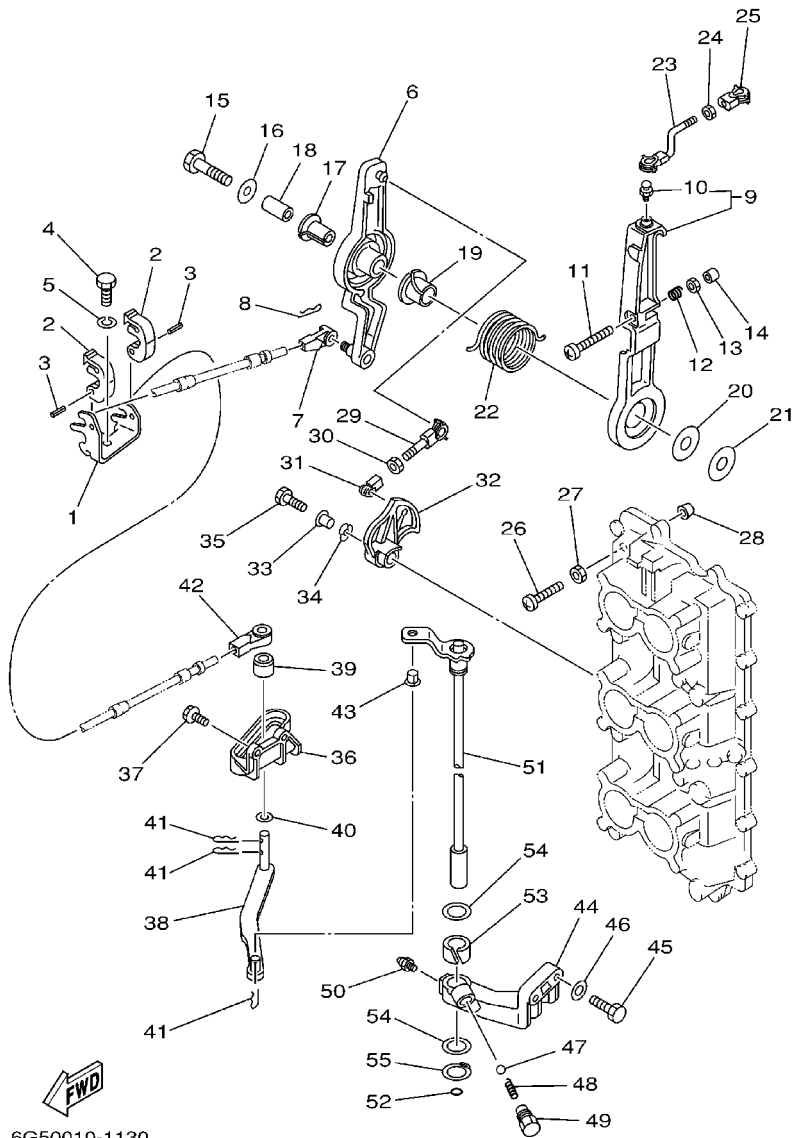
FIG. 14 BOTTOM COWLING

CUBIERTA INFERIOR



REF. NO.	PART NO. CODIGO NO.	DESCRIPTION DESCRIPTION	150A	175A	200A	L150	L200	REMARKS OBSERVACION
28	97095-06020	BOLT PERNO	6	6	6	6	6	
29	92995-06600	WASHER ARANDELA	6	6	6	6	6	
30	6E5-24367-01	CLAMP, FUEL PIPE 2 GRAMPA DE TUBO DE COMBUST.2	2	2	2	2	2	
31	90157-06M01	SCREW, PAN HEAD TORNILLO CABEZA CONICA PLANA	2	2	2	2	2	
32	92990-06600	WASHER, PLATE ARANDELA PLANA	2	2	2	2	2	
33	6E5-24367-10	CLAMP, FUEL PIPE 2 GRAMPA DE TUBO DE COMBUST.2	1	1	1	1	1	
34	90157-06M01	SCREW, PAN HEAD TORNILLO CABEZA CONICA PLANA	1	1	1	1	1	
35	92990-06600	WASHER, PLATE ARANDELA PLANA	1	1	1	1	1	
36	6E5-42716-10	RUBBER, SEAL 1 SELLO DE GOMA 1	1	1	1	1	1	
37	6E5-82588-00	PLATE PLACA	1	1	1	1	1	
38	97095-06020	BOLT PERNO	1	1	1	1	1	
39	92995-06600	WASHER ARANDELA	1	1	1	1	1	
40	6E5-82594-00	CLAMP GRAMPA	2	2	2	2	2	
41	6G5-42791-00	MARK 1 MARCA 1	1	1	1	1	1	
	6G5-42791-10	MARK 1 MARCA 1	1	1	1	1	1	FOR CHINA, CARIB, BRAZIL
42	6A1-28176-00	LABEL, CAUTION ETIQUETA DE PRECAUCION	1	1	1	1	1	FOR CARIB, BRAZIL
43	6E3-8257H-00	PLATE, MARK PLACA DE MARCA	1	1	1	1	1	FOR CARIB, BRAZIL

FWD
6G52200-3140

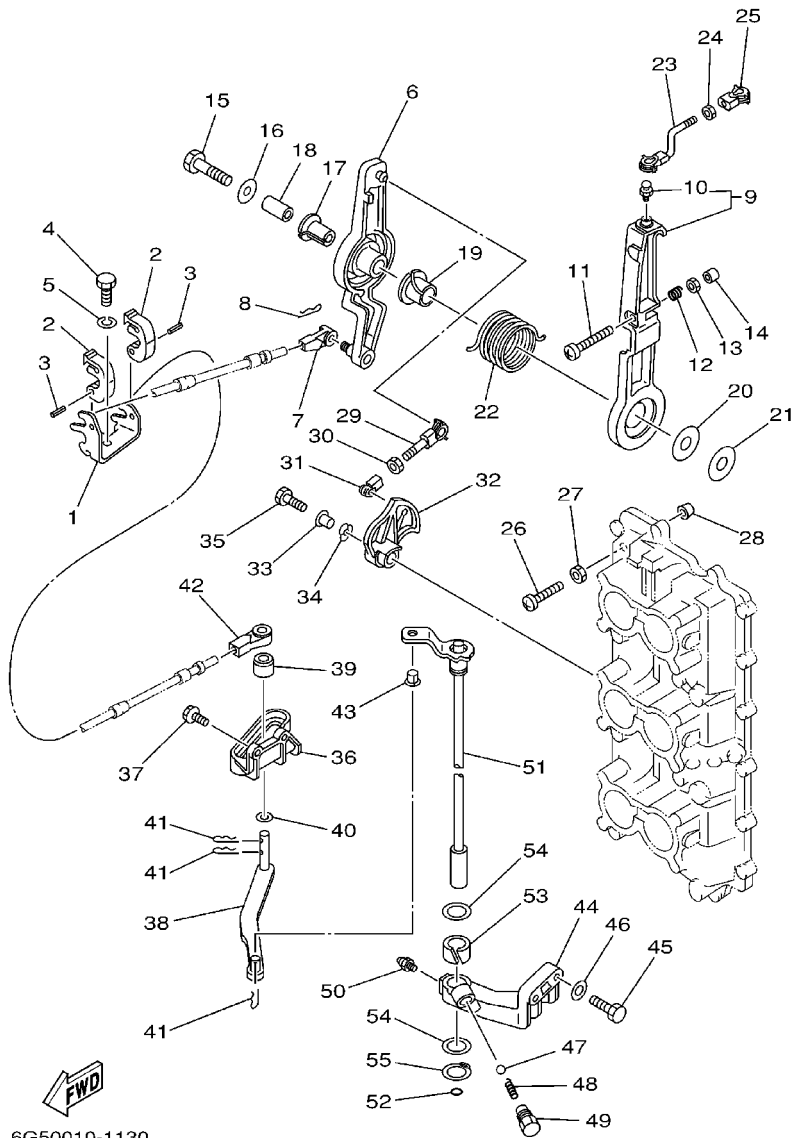


6G50010-1130

FIG. 15 CONTROL

CONTROL

REF. NO.	PART NO. CODIGO NO.	DESCRIPTION DESCRIPTION	150A	175A	200A	L150	L200	REMARKS OBSERVACION
1	6E5-48531-00	BRACKET, REMOTE CONTROL 1 SOPORTE DE CONTROL REMOTO	1	1	1	1	1	
2	6E5-48538-00	CLAMP, CABLE GRAMPA DE CABLE	2	2	2	2	2	
3	91690-30012	PIN, SPRING PASADOR DE RESORTE	2	2	2	2	2	
4	97095-08020	BOLT PERNO	1	1	1	1	1	
5	92995-08100	WASHER ARANDELA	1	1	1	1	1	
6	61H-41632-02-1S	LEVER, MAGNETO CONTROL PALANCA DE CONTROL DE MAGNETO	1	1	1	1	1	
7	6E5-48344-00	CABLE END, REMOTE CONTROL BASE CONTROL	1	1	1	1	1	
8	90468-18008	CLIP PRESILLA	1	1	1	1	1	
9	6G5-41631-01-1S	LEVER, MAGNETO CONTROL PALANCA DE CONTROL DE MAGNETO	1	1	1	1	1	
10	663-85518-00	JOINT, BALL CONECTOR	1	1	1	1	1	
11	90157-06013	SCREW, PAN HEAD TORNILLO CABEZA CONICA PLANA	1	1	1	1	1	
12	90501-16M12	SPRING, COMPRESSION RESORTE DE COMPRESION	1	1	1	1	1	
13	95303-06600	NUT TUERCA	1	1	1	1	1	
14	688-44194-00	CAP TAPA	1	1	1	1	1	
15	97013-08045	BOLT PERNO	1	1	1	1	1	
16	90201-08M23	WASHER, PLATE ARANDELA PLANA	1	1	1	1	1	
17	90386-12089	BUSH BUJE	1	1	1	1	1	
18	90387-08M16	COLLAR COLLAR	1	1	1	1	1	
19	90386-22M13	BUSH BUJE	1	1	1	1	1	
20	90202-12092	WASHER, PLATE ARANDELA DE PLANA	1	1	1	1	1	
21	90201-08M13	WASHER, PLATE ARANDELA PLANA	1	1	1	1	1	
22	90508-29M12	SPRING, TORSION RESORTE DE TORSION	1	1	1	1	1	
23	6G5-41636-01	ROD, MAGNETO CONTROL VARILLA DE CONTROL MAGNETO	1	1	1	1	1	
24	95380-05600	NUT TUERCA	1	1	1	1	1	
25	662-41237-01	JOINT, LINK CONECTOR	1	1	1	1	1	
26	90157-06M00	SCREW, PAN HEAD TORNILLO CABEZA CONICA PLANA	1	1	1	1	1	
27	95303-06600	NUT TUERCA	1	1	1	1	1	

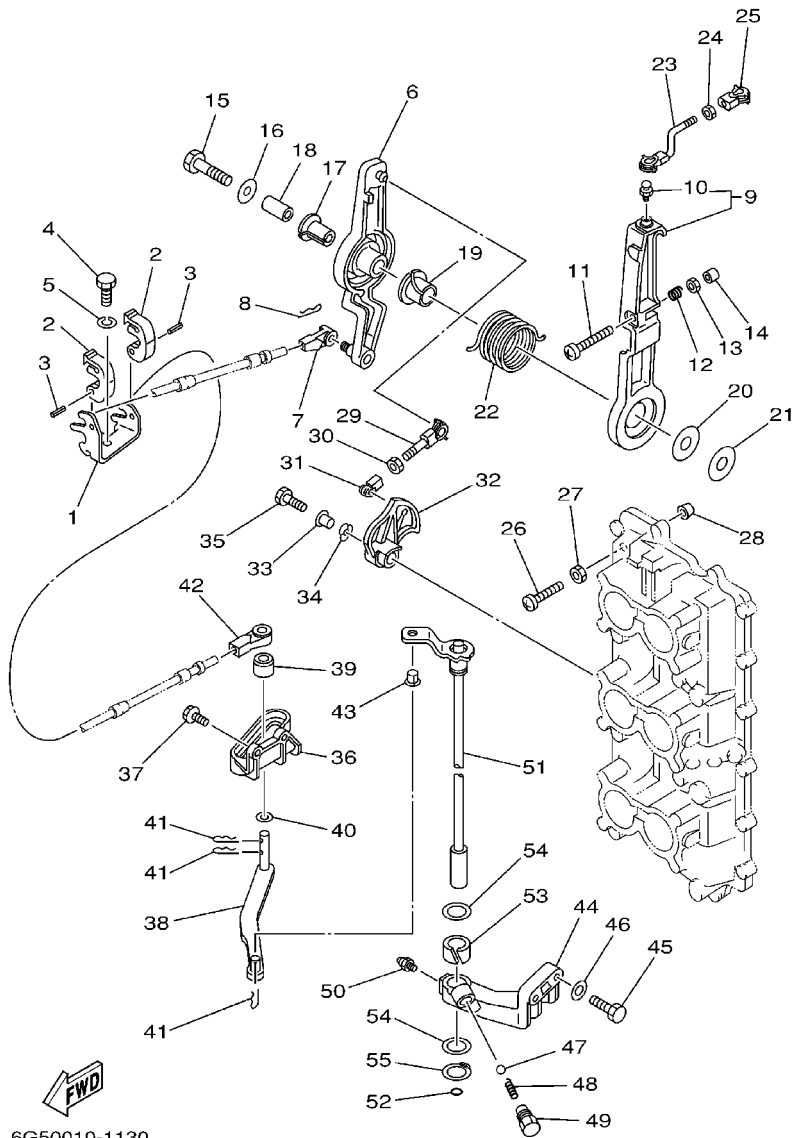


6G50010-1130

FIG. 15 CONTROL

CONTROL

REF. NO.	PART NO. CODIGO NO.	DESCRIPTION DESCRIPTION	150A	175A	200A	L150	L200	REMARKS OBSERVACION
28	688-44194-00	CAP TAPA	1	1	1	1	1	
29	6G5-41211-01	LINK, ACCEL. ES LABON, ACELERADOR	1	1	1	1	1	
30	95380-05600	NUT TUERCA	1	1	1	1	1	
31	662-41237-01	JOINT, LINK CONECTOR	1	1	1	1	1	
32	6G5-41213-00	CAM, ACCEL. LEVA ACELERADOR	1	1	1	1	1	
33	90387-06M29	COLLAR COLLAR	1	1	1	1	1	
34	90206-10M04	WASHER, WAVE ARANDELA ONDULADA	1	1	1	1	1	
35	97095-06025	BOLT PERNO	1	1	1	1	1	
36	6E5-44117-00-1S	BRACKET SOPORTE	1	1	1	1	1	
37	90119-06MA2	BOLT, WITH WASHER TORNILLO CON ARANDELA	2	2	2	2	2	
38	68F-44121-00	LEVER, SHIFT ROD PALANCA VARILLA CAMBIOS	1	1	1	1	1	
39	6E5-44122-00	BUSHING, SHIFT ROD LEVER BUJE PALANCA VARILLA DE CAMBIO	1	1	1	1	1	
40	90202-08M20	WASHER, PLATE ARANDELA DE PLANA	1	1	1	1	1	
41	90468-18008	CLIP PRESILLA	3	3	3	3	3	
42	6E5-48344-00	CABLE END, REMOTE CONTROL BASE CONTROL	1	1	1	1	1	
43	90386-06M12	BUSH BUJE	1	1	1	1	1	
44	6E5-44118-01-94	BRACKET SOPORTE	1	1	1	1	1	
45	97013-08030	BOLT PERNO	2	2	2	2	2	
46	92903-08600	WASHER, PLATE RONDANA SENCILLA	2	2	2	2	2	
47	93501-04M02	BALL ESFERA	1	1	1	1	1	
48	90501-12082	SPRING, COMPRESSION RESORTE DE COMPRESION	1	1	1	1	1	
49	648-42715-00	BUSHING BUJE	1	1	1	1	1	
50	93700-06M03	NIPPLE, GREASE BOQUILLA DE ENGRASAR	1	1	1	1	1	
51	6E5-44120-03	HANDLE GEAR SHIFT ASSY MANIJA DE CAMBIO COMPL	1	1	1			L
	6E5-44120-23	HANDLE GEAR SHIFT ASSY MANIJA DE CAMBIO COMPL	1	1	1	1	1	X
52	93210-09165	O-RING JUNTA TORICA	1	1	1	1	1	
53	90386-16M66	BUSH BUJE	1	1	1	1	1	



6G50010-1130

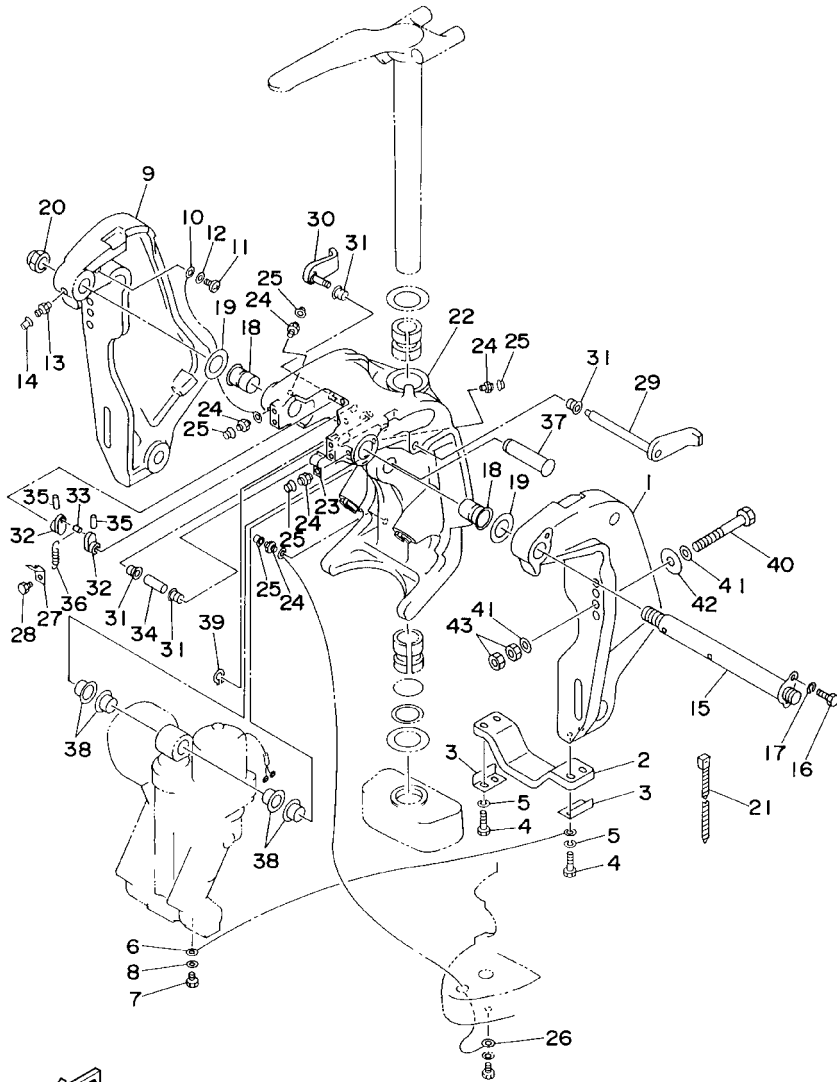
FIG. 15 CONTROL

CONTROL

REF. NO.	PART NO. CODIGO NO.	DESCRIPTION DESCRIPTION	150A	175A	200A	L150	L200	REMARKS OBSERVACION
54	90202-16061	WASHER, PLATE ARANDELA DE PLANA	2	2	2	2	2	
55	93410-16006	CIRCLIP SEGURO	1	1	1	1	1	

FIG. 16 BRACKET 1

SOPORTE 1

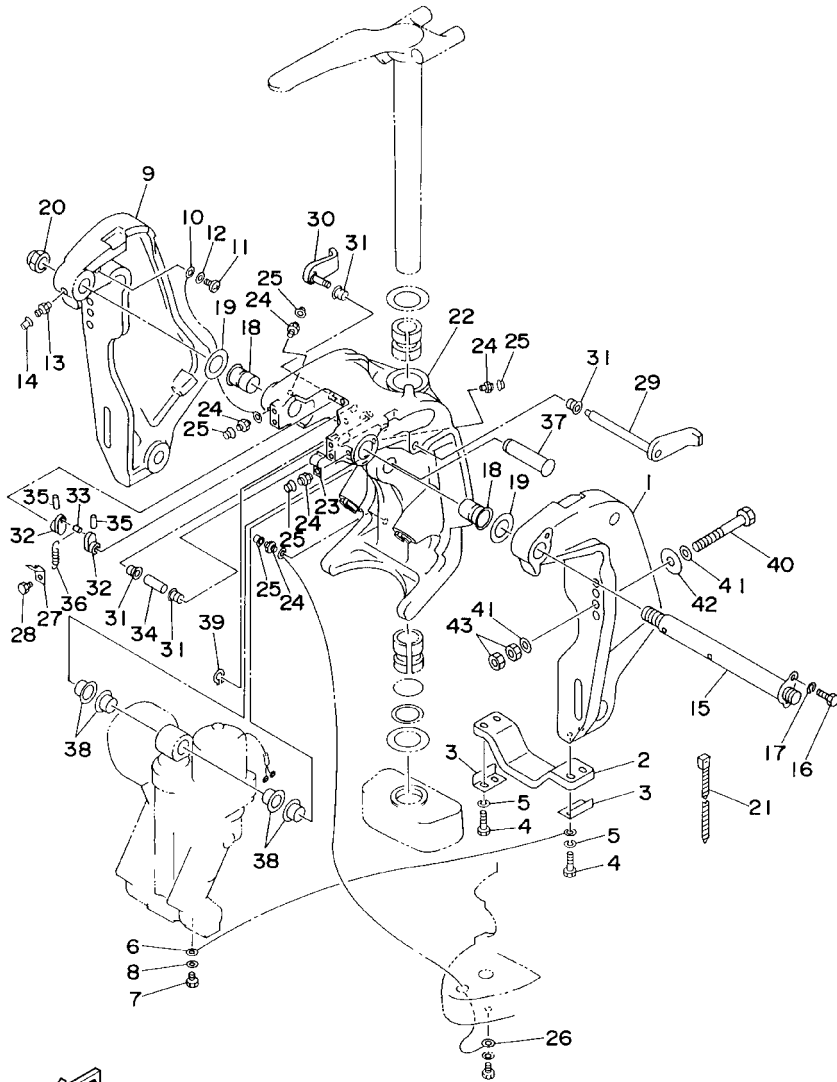


6N60010-7160

REF. NO.	PART NO. CODIGO NO.	DESCRIPTION DESCRIPTION	150A	175A	200A	L150	L200	REMARKS OBSERVACION
1	64E-43111-02-8D	BRACKET, CLAMP SOPORTE DE LA ABRAZADERA	1	1	1	1	1	
2	6G5-45251-02	ANODE CATODE	1	1	1	1	1	
3	6G5-44526-00	PLATE PLACA 1	2	2	2	2	2	
4	97095-06030	BOLT PERNO	4	4	4	4	4	
5	92995-06100	WASHER, SPRING ARANDELA	4	4	4	4	4	
6	6E5-82148-00	WIRE, LEAD 4 CABLE CONDUCTOR 4	1	1	1	1	1	
7	97095-06010	BOLT PERNO	1	1	1	1	1	
8	92995-06600	WASHER ARANDELA	1	1	1	1	1	
9	64E-43112-02-8D	BRACKET, CLAMP SOPORTE DE LA ABRAZADERA	1	1	1	1	1	
10	6E5-82148-00	WIRE, LEAD 4 CABLE CONDUCTOR 4	1	1	1	1	1	
11	97880-06012	SCREW, PAN HEAD TORNILLO DE CABEZA CON PLANA	1	1	1	1	1	
12	92990-06600	WASHER, PLATE ARANDELA PLANA	1	1	1	1	1	
13	93700-06M03	NIPPLE, GREASE BOQUILLA DE ENGRASAR	1	1	1	1	1	
14	663-45119-00	CAP, GREASE NIPPLE TAPA DE GRASERA	1	1	1	1	1	AP
15	64E-43131-01	BOLT, CLAMP BRACKET TORNILLO DE ABRAZADERA DEL SOP	1	1	1	1	1	
16	97095-08020	BOLT PERNO	1	1	1	1	1	
17	92995-08100	WASHER ARANDELA	1	1	1	1	1	
18	90386-25M31	BUSH BUJE	2	2	2	2	2	
19	90201-26M59	WASHER, PLATE ARANDELA PLANA	2	2	2	2	2	
20	90185-22M11	NUT, SELF-LOCKING TUERCA AUTOBLOCANTE	1	1	1	1	1	
21	90465-11M10	CLAMP BRIDA	1	1	1	1	1	
22	64E-43311-10-8D	BRACKET, SWIVEL 1 SOPORTE GIRATORIO 1	1	1	1			L
	64E-43311-20-8D	BRACKET, SWIVEL 1 SOPORTE GIRATORIO 1	1	1	1	1	1	X
23	90465-08M63	CLAMP BRIDA	1	1	1	1	1	
24	93700-06M03	NIPPLE, GREASE BOQUILLA DE ENGRASAR	5	5	5	5	5	
25	663-45119-00	CAP, GREASE NIPPLE TAPA DE GRASERA	5	5	5	5	5	AP
26	6E5-82147-00	WIRE, LEAD 4 CABLE CONDUCTOR 4	1	1	1			L

FIG. 16 BRACKET 1

SOPORTE 1

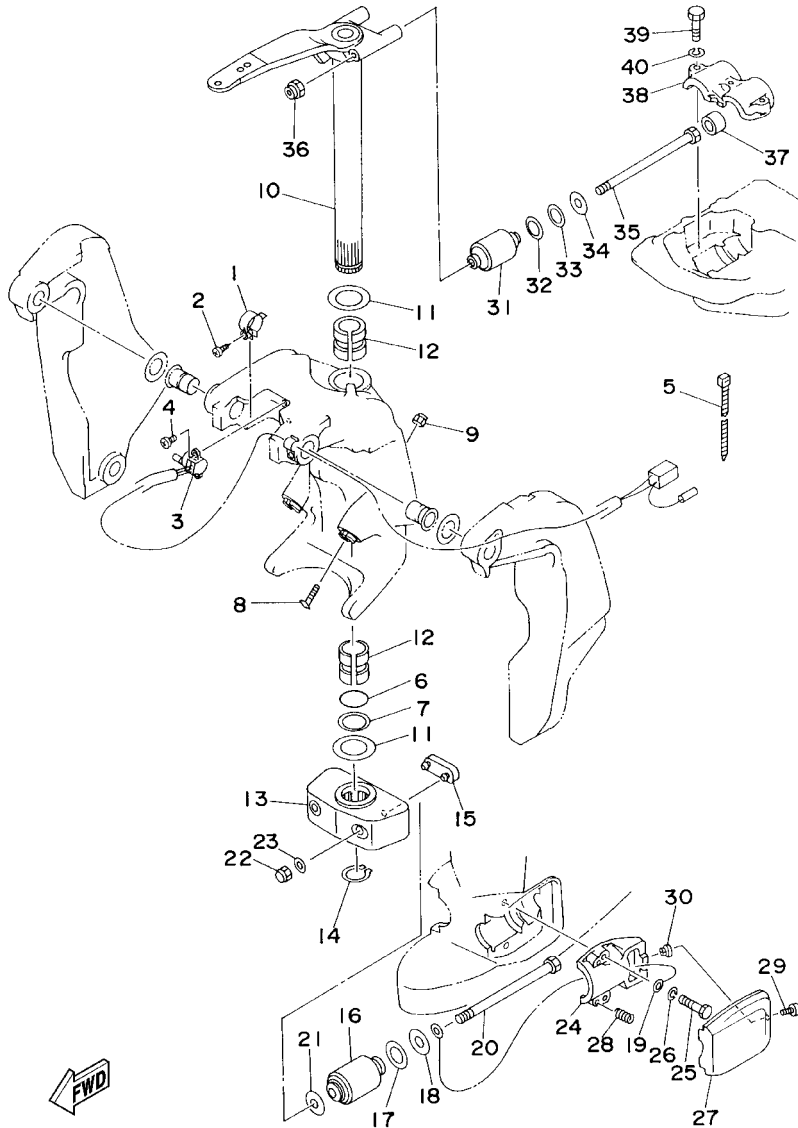


6N60010-7160

REF. NO.	PART NO. CODIGO NO.	DESCRIPTION DESCRIPTION	150A	175A	200A	L150	L200	REMARKS OBSERVACION
26	6E5-82147-20	WIRE, LEAD 4 CABLE CONDUCTOR 4	1	1	1	1	1	X
27	6G5-43144-00	HOOK, SPRING GANCHO	1	1	1	1	1	
28	97095-06010	BOLT PERNO	1	1	1	1	1	
29	6G5-43181-02	LEVER, TILT STOP PALANCA TOPE INCLINACION	1	1	1	1	1	
30	6G5-43185-02	LEVER, TILT STOP PALANCA TOPE INCLINACION	1	1	1	1	1	
31	90386-10M16	BUSH BUJE	4	4	4	4	4	
32	6G5-43148-00	COLLAR, DISTANCE COLLAR	2	2	2	2	2	
33	90249-06M19	PIN PASADOR	1	1	1	1	1	
34	90387-10M05	COLLAR COLLAR	1	1	1	1	1	
35	91690-30020	PIN, SPRING PASADOR DE RESORTE	2	2	2	2	2	
36	90506-14M24	SPRING, TENSION RESORTE DE TENSION	1	1	1	1	1	
37	64E-43126-00	PIN, UPPER SHOCK MOUNT PASADOR DE AMORTIGUADOR SUPERIOR	1	1	1	1	1	
38	90386-22M98	BUSH BUJE	4	4	4	4	4	
39	93410-22M11	CIRCLIP SEGURO	1	1	1	1	1	
40	90101-12M03	BOLT (L:115MM) TORNILLO (L:115MM)	4	4	4	4	4	
41	90201-13M01	WASHER, PLATE ARANDELA PLANA	8	8	8	8	8	
42	90201-12M05	WASHER, PLATE ARANDELA PLANA	4	4	4	4	4	
43	95380-12600	NUT TUERCA	8	8	8	8	8	

FIG. 17 BRACKET 2

SOPORTE 2

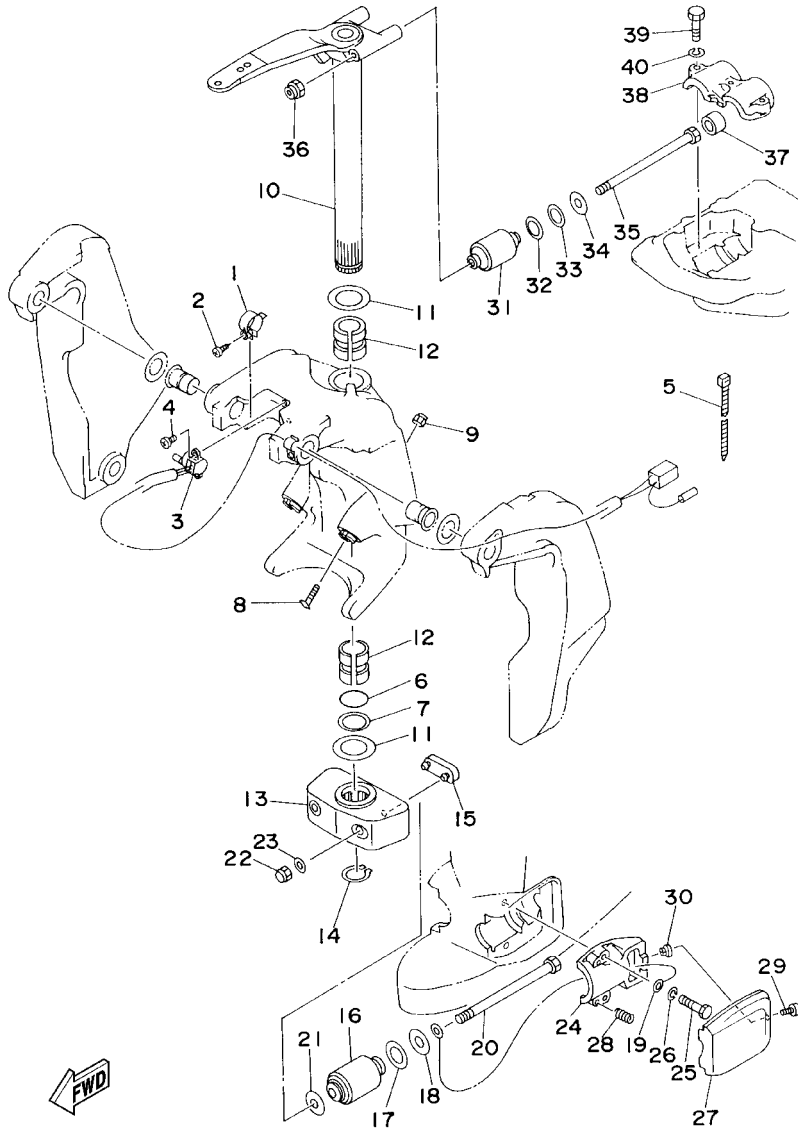


64D0010-7170

REF. NO.	PART NO. CODIGO NO.	DESCRIPTION DESCRIPTION	150A	175A	200A	L150	L200	REMARKS OBSERVACION
1	64E-43139-02	CAM, TRIM SENDER LEVA TRANSMISOR DE INCLINDOR	1	1	1	1	1	
2	97780-60525	SCREW, TAPPING TORNILLO DE CABEZA DE CONO ACH	1	1	1	1	1	
3	64E-83672-02	TRIM SENDER TRANSMISOR DE INCLINADOR	1	1	1	1	1	
4	97885-06016	SCREW, PAN HEAD TORNILLO A MUESCA	2	2	2	2	2	
5	90465-11M10	CLAMP BRIDA	3	3	3	3	3	
6	93210-37MH7	O-RING JUNTA TORICA	1	1	1	1	1	
7	90202-40M47	WASHER, PLATE ARANDELA DE PLANA	1	1	1	1	1	
8	61A-43376-00	BOLT, THRUST RECEIVER TORNILLO RECEPTOR	2	2	2	2	2	
9	95780-10300	NUT, FLANGE TUERCA	2	2	2	2	2	
10	6E5-42510-05-8D	STEERING BRACKET ASSY SOPORTE DIRECCION COMPL.	1	1	1			L
	6E5-42510-25-8D	STEERING BRACKET ASSY SOPORTE DIRECCION COMPL.	1	1	1	1	1	X
11	90201-38M60	WASHER, PLATE ARANDELA PLANA	2	2	2	2	2	
12	90386-38M32	BUSH BUJE	2	2	2	2	2	
13	6G5-44551-01-8D	HOUSING, LOWER MOUNT RUBBER CAJA AMORTIGUADOR INFERIOR HU	1	1	1	1	1	
14	93410-37M04	CIRCLIP SEGURO	1	1	1	1	1	
15	6E5-44575-00	DAMPER, LOWER MOUNT RUBBER AMORTIGUADOR INFERIOR	1	1	1	1	1	
16	6J9-44555-00-94	MOUNT DAMPER, LOWER SIDE AMORTIGUADOR DE HULE LADO INFE	2	2	2	2	2	
17	90202-32M19	WASHER, PLATE ARANDELA DE PLANA	2	2	2	2	2	
18	90201-16M55	WASHER, PLATE ARANDELA PLANA	2	2	2	2	2	
19	6E5-82149-00	WIRE, LEAD 3 CABLE CONDUCTOR 3	1	1	1	1	1	
20	90109-14M34	BOLT PERNO	2	2	2	2	2	
21	90201-15M58	WASHER, PLATE ARANDELA PLANA	2	2	2	2	2	
22	95380-14800	NUT TUERCA	2	2	2	2	2	
23	92995-14600	WASHER ARANDELA	2	2	2	2	2	
24	6E5-44552-01-94	HOUSING, LOWER MOUNT RUBBER CAJA AMORTIGUADOR INFERIOR HU	2	2	2	2	2	
25	97095-10045	BOLT PERNO	4	4	4	4	4	
26	92995-10100	WASHER ARANDELA	4	4	4	4	4	

FIG. 17 BRACKET 2

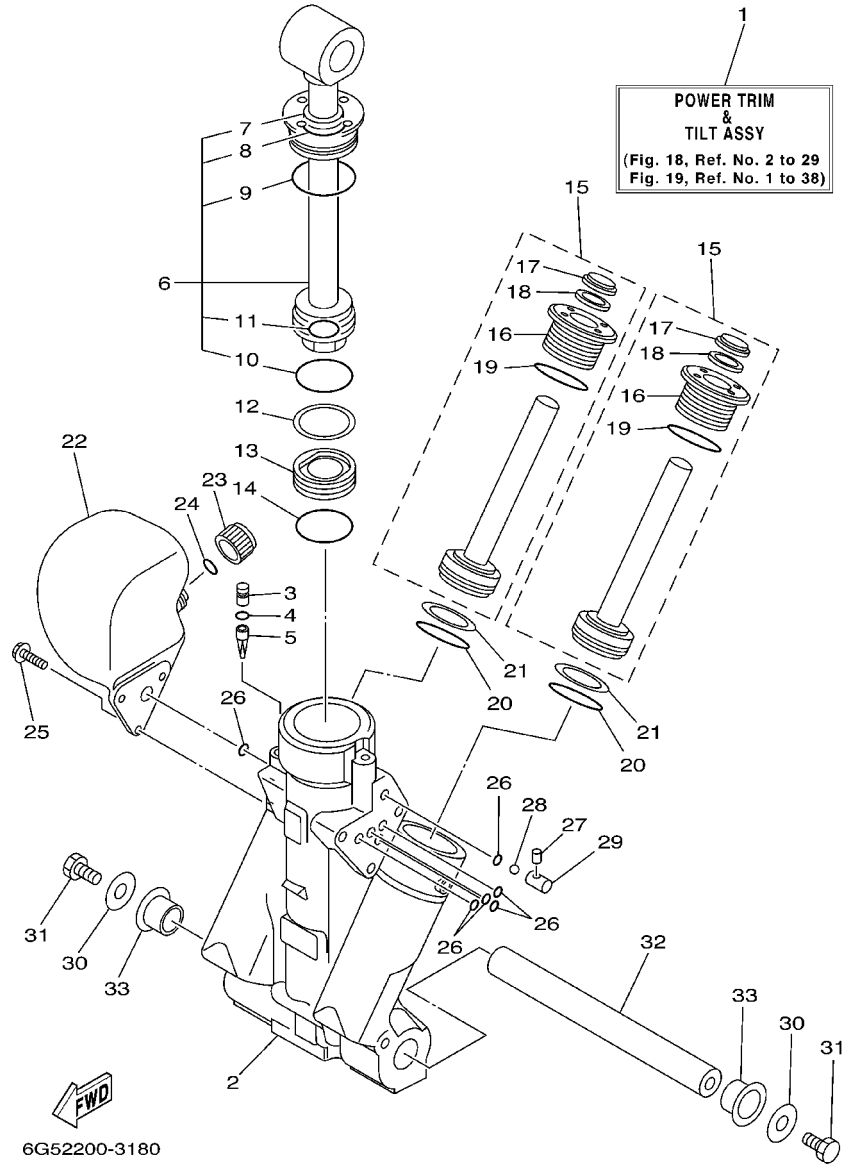
SOPORTE 2



64D0010-7170

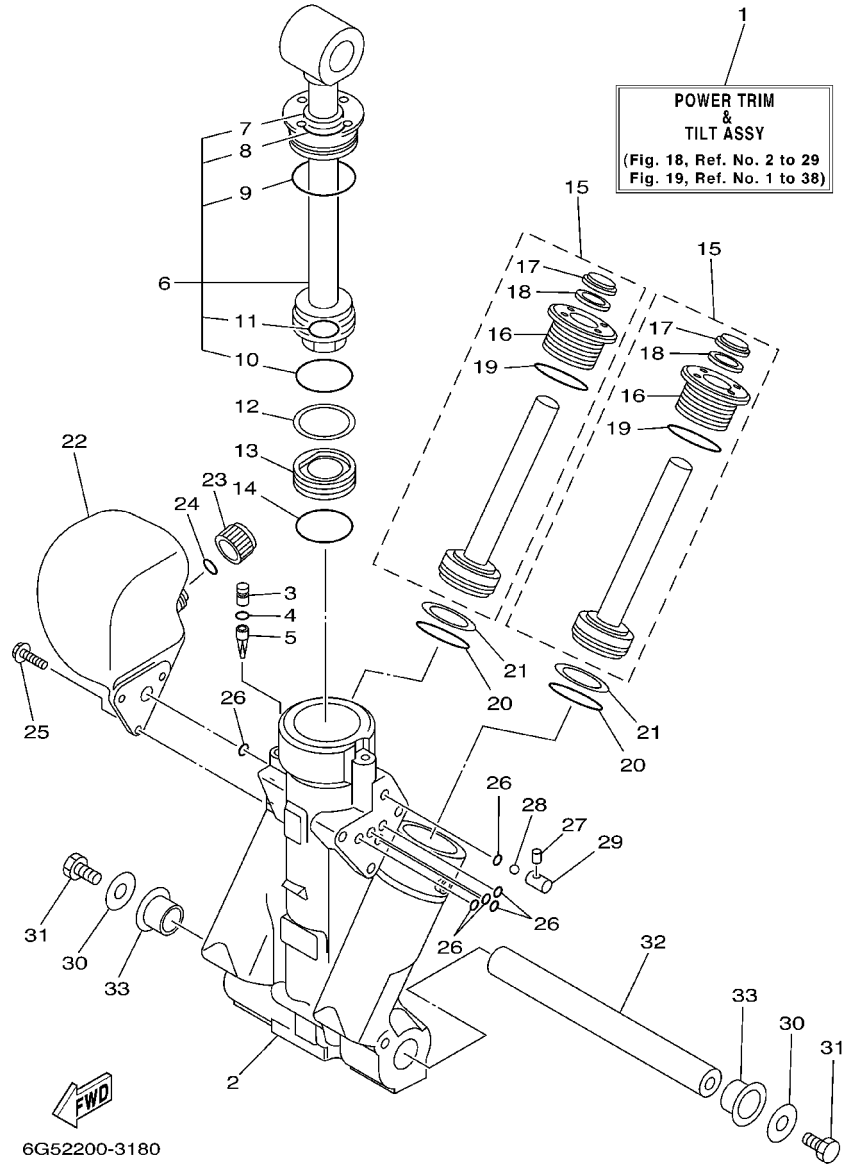
REF. NO.	PART NO. CODIGO NO.	DESCRIPTION DESCRIPTION	150A	175A	200A	L150	L200	REMARKS OBSERVACION
27	6E5-44553-01-8D	COVER, LOWER MOUNT CUBIERTA, AMORTIGUADOR INFERIOR	2	2	2	2	2	
28	90501-16M28	SPRING, COMPRESSION RESORTE DE COMPRESION	4	4	4	4	4	
29	97885-06016	SCREW, PAN HEAD TORNILLO A MUESCA	2	2	2	2	2	
30	90179-06066	NUT TUERCA	2	2	2	2	2	
31	6J9-44514-00-94	MOUNT DAMPER, UPPER SIDE AMORTIGUADOR LADO SUPERIOR	2	2	2	2	2	
32	90201-26M57	WASHER, PLATE ARANDELA PLANA	2	2	2	2	2	
33	90202-26M18	WASHER, PLATE ARANDELA DE PLANA	2	2	2	2	2	
34	90201-14M56	WASHER, PLATE ARANDELA PLANA	2	2	2	2	2	
35	90109-12M37	BOLT PERNO	2	2	2	2	2	
36	90185-12M12	NUT, SELF-LOCKING TUERCA AUTOBLOCANTE	2	2	2	2	2	
37	663-44575-00	DAMPER, LOWER MOUNT RUBBER AMORTIGUADOR INFERIOR	2	2	2	2	2	
38	6E5-44511-00-5B	COVER, UPPER MOUNT CUBIERTA AMORTIGUADOR SUPERIOR	1	1	1	1	1	
39	97095-10045	BOLT PERNO	3	3	3	3	3	
40	92995-10100	WASHER ARANDELA	3	3	3	3	3	

FIG. 18 POWER TRIM & TILT ASSY 1 COMPONER Y PODER VARILLA 1



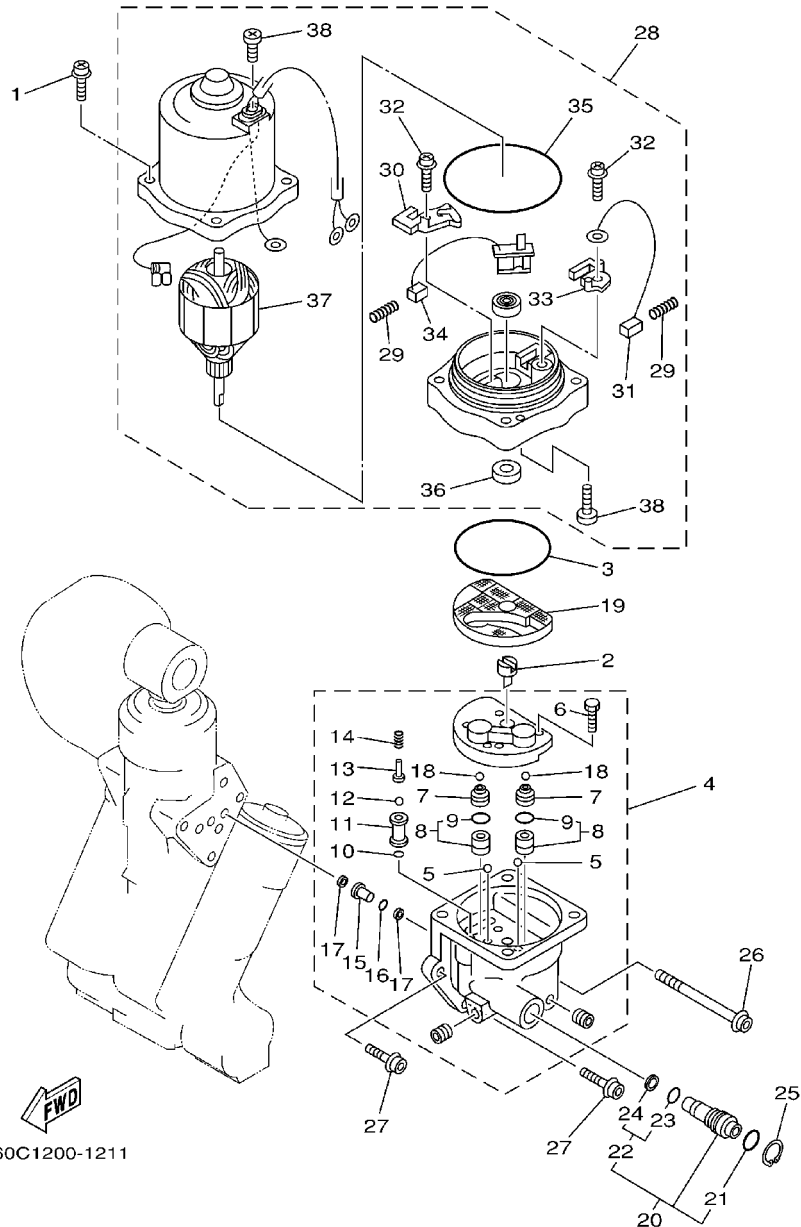
REF. NO.	PART NO. CODIGO NO.	DESCRIPTION DESCRIPTION	150A	175A	200A	L150	L200	REMARKS OBSERVACION
1	64E-43800-02-4D	POWER TRIM & TILT ASSY ELEVADOR HIDRAULICO COMPL	1	1	1	1	1	
2	64E-43825-01	HOUSING, TRIM & TILT CAJA INCLINACION Y ADRNO	1	1	1	1	1	
3	64E-4388J-00	PLUG 2 TAPON 2	1	1	1	1	1	
4	93210-10M74	O-RING JUNTA TORICA	1	1	1	1	1	
5	64E-43817-00	FILTER 2 FILTRO_2	1	1	1	1	1	
6	64E-43810-00	TILT PISTON SUB ASSY ELEVADOR SUB-PISTON COMPL	1	1	1	1	1	
7	64E-43898-00	.SEAL ,DUST 2 .SELLO ANTIPOLVO	1	1	1	1	1	
8	64E-43867-00	.O-RING .ANILLO EN O 7	1	1	1	1	1	
9	64E-43866-00	.O-RING .ANILLO EN O 6	1	1	1	1	1	
10	6E5-43862-00	.O-RING .ANILLO EN O 2	1	1	1	1	1	
11	64E-43883-00	.O-RING .ANILLO EN O 10	1	1	1	1	1	
12	6E5-43872-00	RING, BACK UP ANILLO	1	1	1	1	1	
13	6E5-43814-02	PISTON, FREE PISTON LIBRE	1	1	1	1	1	
14	6E5-43862-00	O-RING ANILLO EN O 2	1	1	1	1	1	
15	64E-43820-00	TRIM PISTON SUB ASSY ELEVADOR PISTON COMPL	2	2	2	2	2	
16	64E-43821-00	.SCREW, TRIM CYLINDER END .TORNILLO CILINDURO EXTREMO	1	1	1	1	1	
17	64E-43822-00	.SEAL, TRIM DUST .SELLO DE POLVO	1	1	1	1	1	
18	64E-4384J-00	.SEAL, TRIM DOWN .SELLO	1	1	1	1	1	
19	6G5-43864-00	.O-RING ANILLO EN O 4	1	1	1	1	1	
20	6E5-43864-00	O-RING ANILLO EN O 4	2	2	2	2	2	
21	6E5-43874-01	RING, BACK UP ANILLO	2	2	2	2	2	
22	64E-43828-00	BODY, RESERVOIR CUERPO DEPOSITO	1	1	1	1	1	
23	64E-43829-00	PLUG, RESERVOIR TAPON DEPOSITO	1	1	1	1	1	
24	64E-43897-00	O-RING ANILLO EN O	1	1	1	1	1	
25	64E-4388E-00	BOLT ,SCREW (L:14MM) PERNO (L:14MM)	3	3	3	3	3	
26	64E-43869-00	O-RING ANILLO EN O 9	6	6	6	6	6	
27	64E-4381G-00	PIN PASADOR 1	1	1	1	1	1	

FIG. 18 POWER TRIM & TILT ASSY 1 COMPONER Y PODER VARILLA 1



REF. NO.	PART NO. CODIGO NO.	DESCRIPTION DESCRIPTION	150A	175A	200A	L150	L200	REMARKS OBSERVACION
28	6E5-43858-00	BALL ESFERA	1	1	1	1	1	
29	64E-4382G-00	VALVE, SEAT JUEGO ASIENTO VALVULA	1	1	1	1	1	
30	90201-08M14	WASHER, PLATE ARANDELA PLANA	2	2	2	2	2	
31	97080-08016	BOLT PERNO	2	2	2	2	2	
32	64E-43818-01	PIN, LOWER SHOCK MOUNT PASADOR AMORTIGUADOR INFERIOR	1	1	1	1	1	
33	90386-22M98	BUSH BUJE	2	2	2	2	2	

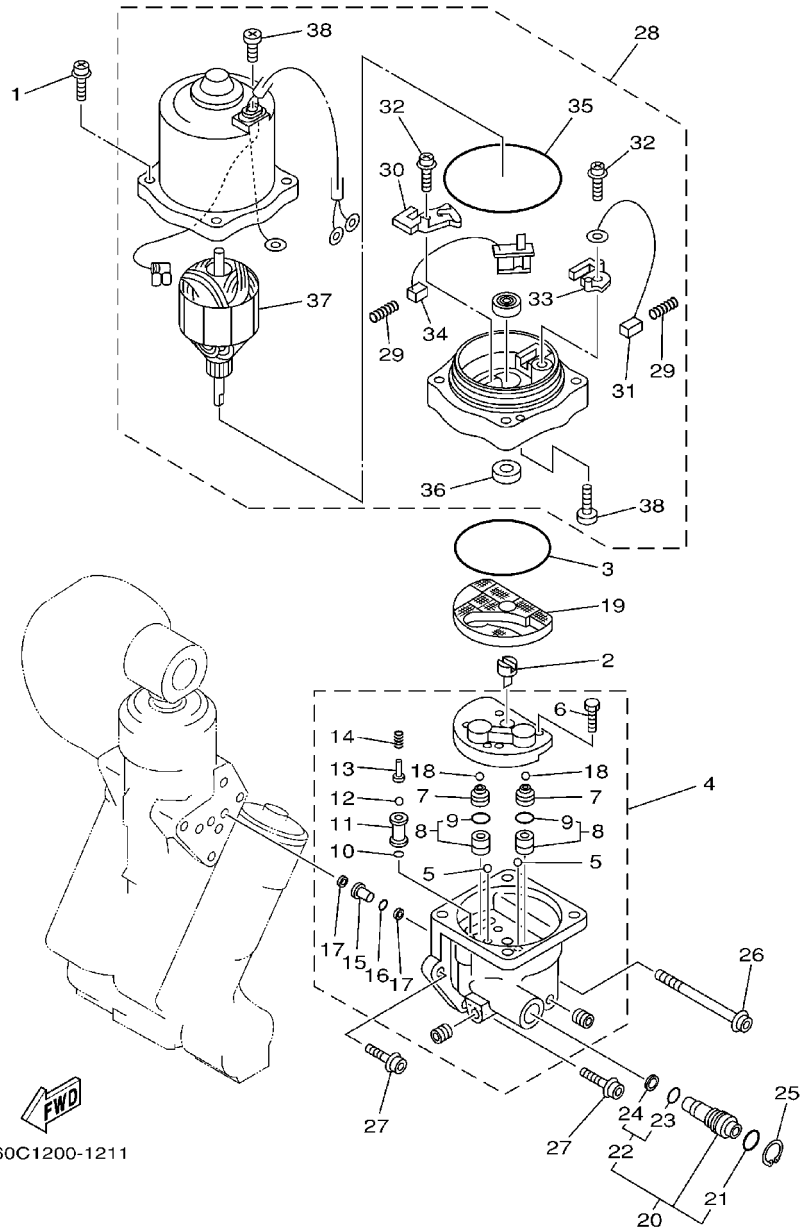
FIG. 19 POWER TRIM & TILT ASSY 2 COMPONER Y PODER VARILLA 2



60C1200-1211

REF. NO.	PART NO. CODIGO NO.	DESCRIPTION DESCRIPTION	150A	175A	200A	L150	L200	REMARKS OBSERVACION
1	64E-4388E-10	BOLT ,SCREW (L:34.7MM) PERNO (L:34.7MM)	4	4	4	4	4	
2	64E-43831-00	CONNECTOR, SHAFT CONEXION EJE	1	1	1	1	1	
3	64E-43868-00	O-RING ANILLO EN O 8	1	1	1	1	1	
4	64E-43830-00	GEAR PUMP ASSY ENGRANAJE BOMBA COMPL.	1	1	1	1	1	
5	72X-43858-00	.BALL .ESFERA	2	2	2	2	2	
6	64E-43843-00	.SCREW, VALVE LOCK .TORNILLO	4	4	4	4	4	
7	64E-43841-00	.PISTON, SHUTTLE .PISTON	2	2	2	2	2	
8	64E-43802-00	.VALVE SUB ASSY .VALVULA PRINCIPAL COMPL.	2	2	2	2	2	
9	6E5-43896-00	..O-RING ..ANILLO EN O	1	1	1	1	1	
10	6G5-43863-00	.O-RING ANILLO EN O 3	1	1	1	1	1	
11	64E-43851-00	.SEAT, RELIEF VALVE .ASIENTO VALVULA DE DESCARGA	1	1	1	1	1	
12	64E-43858-00	.BALL .ESFERA	1	1	1	1	1	
13	64E-43859-00	.PIN, VALVE SUPPORT .PASADOR VALVULA SOPORTE	1	1	1	1	1	
14	64E-43855-00	.SPRING, UP RELIEF .RESORTE SEGURIDAD SUPERIOR	1	1	1	1	1	
15	64E-43850-00	.VALVE SUB ASSY VALVULA COMPL	1	1	1	1	1	
16	64E-43865-00	.O-RING ANILLO EN O 5	1	1	1	1	1	
17	64E-43816-00	.FILTER 1 .FIELTRO 1	2	2	2	2	2	
18	64E-43858-00	.BALL .ESFERA	2	2	2	2	2	
19	64E-43817-10	FILTER 2 FIELTRO 2	1	1	1	1	1	
20	64E-43860-00	MANUAL VALVE SUB-ASSY VALVULA SUB-COMPL.	1	1	1	1	1	
21	72X-85075-L0	.O-RING ANILLO EN O 5	1	1	1	1	1	
22	64E-43827-00	.RING SET .ESFERA	1	1	1	1	1	
23	64E-4387A-00	..O-RING ..ANILLO O	1	1	1	1	1	
24	64E-43873-00	..RING, BACK UP ..ANILLO	1	1	1	1	1	
25	64E-43875-00	RING, SNAP ANILLO	1	1	1	1	1	
26	64E-43879-10	SCREW, WITH WASHER TORNILLO CON RONDANA	1	1	1	1	1	
27	64E-43879-00	SCREW, WITH WASHER TORNILLO CON RONDANA	2	2	2	2	2	

FIG. 19 POWER TRIM & TILT ASSY 2 COMPONER Y PODER VARILLA 2

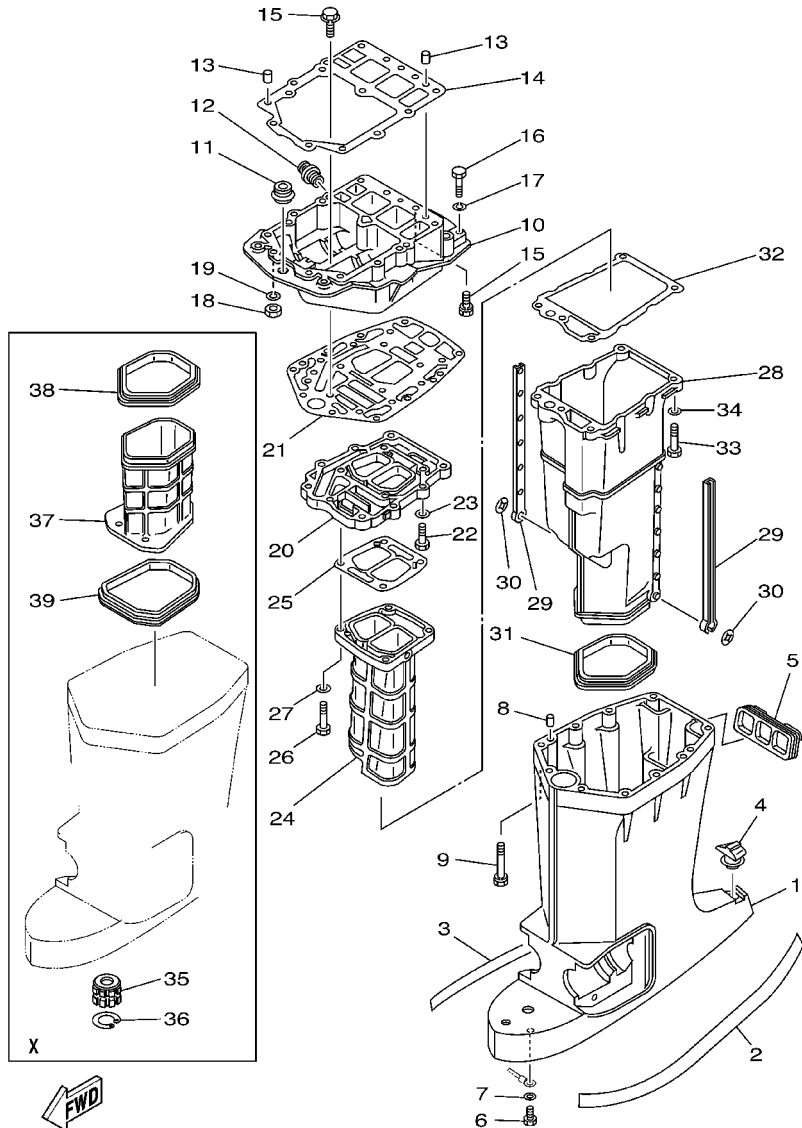


60C1200-1211

REF. NO.	PART NO. CODIGO NO.	DESCRIPTION DESCRIPTION	150A	175A	200A	L150	L200	REMARKS OBSERVACION
28	64E-43880-01	MOTOR ASSY MOTOR COMPL.	1	1	1	1	1	
29	6H1-4386K-10	.SPRING, BRUSH .RESORTE, ESCOBILLA	2	2	2	2	2	
30	64E-4380J-00	.HOLDER, BRUSH .PORTAESCOBILLA	1	1	1	1	1	
31	64E-43891-00	.BRUSH 1 .ESCOBILLA 1	1	1	1	1	1	
32	97607-04310	.SCREW, PAN HEAD WITH WASHER .TORNILLO CAB CON PLANA C/ARAN	2	2	2	2	2	
33	64E-4380F-00	.HOLDER, BRUSH 2 .PORTAESCOBILLA 2	1	1	1	1	1	
34	64E-43892-00	.BRUSH 2 .ESCOBILLA 2	1	1	1	1	1	
35	6G5-43865-00	.O-RING .ANILLO EN O 5	1	1	1	1	1	
36	93102-08M43	.OIL SEAL .RETEN DE ACEITE	1	1	1	1	1	
37	64E-43805-00	.ARMATURE ASSY .INDUCIDO COMPL.	1	1	1	1	1	
38	64E-43843-10	.SCREW, VALVE LOCK .TORNILLO	3	3	3	3	3	

FIG. 20 UPPER CASING

FUNDA SUPERIOR

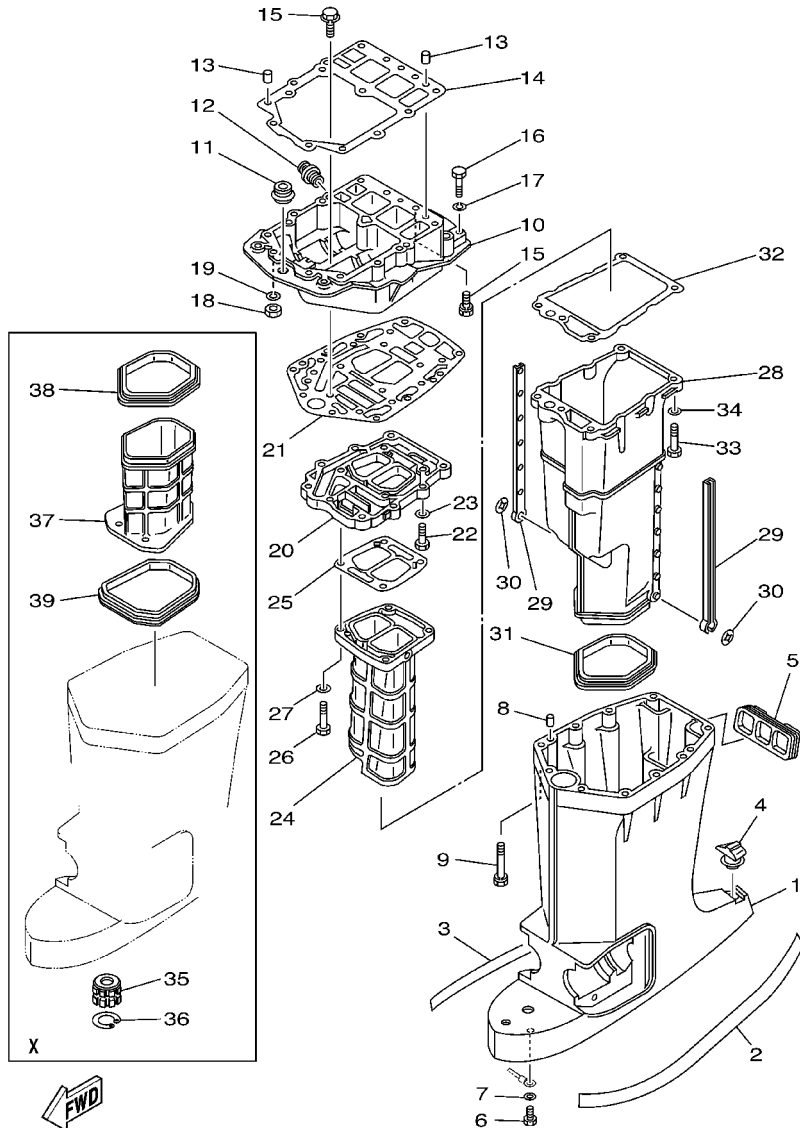


6G52200-3200

REF. NO.	PART NO. CODIGO NO.	DESCRIPTION DESCRIPTION	150A	175A	200A	L150	L200	REMARKS OBSERVACION
1	6E5-45111-02-8D	CASING, UPPER CAJA SUPERIOR	1	1	1			L
	6E5-45111-23-8D	CASING, UPPER CAJA SUPERIOR	1	1	1	1	1	X
2	6R3-42791-41	MARK 1 MARCA 1	1	1	1	1	1	
3	6R3-42792-41	MARK MARCA	1	1	1	1	1	
4	6E5-45155-00	CAP TAPA	1	1	1	1	1	
5	6E5-42769-00	SEAL, RUBBER SELLO DE GOMA	1	1	1	1	1	
6	97095-06010	BOLT PERNO	1	1	1	1	1	
7	92995-06600	WASHER ARANDELA	1	1	1	1	1	
8	93608-12M05	PIN, DOWEL PASADOR DE CLAVIJA	2	2	2	2	2	
9	90119-08027	BOLT, WITH WASHER TORNILLO CON ARANDELA	6	6	6	6	6	
10	6G5-41137-02-94	GUIDE, EXHAUST GUIA DE ESCAPE	1	1	1	1	1	
11	6E5-42724-00	GROMMET TAPON	1	1	1	1	1	
12	6G5-12581-00	JOINT, HOSE 1 CONEXION	1	1	1	1	1	
13	93608-12M05	PIN, DOWEL PASADOR DE CLAVIJA	2	2	2	2	2	
14	6G5-45113-A1	GASKET, UPPER CASING EMPAQUE	1	1	1	1	1	
15	90119-08M79	BOLT, WITH WASHER TORNILLO CON ARANDELA	6	6	6	6	6	
16	97095-08045	BOLT PERNO	2	2	2	2	2	
17	92995-08100	WASHER ARANDELA	2	2	2	2	2	
18	95380-08700	NUT TUERCA	2	2	2	2	2	
19	92995-08100	WASHER ARANDELA	2	2	2	2	2	
20	6G5-41131-01-5B	MANIFOLD, EXT. 1 TUBO MULTIPLE DE ESCAPE	1	1	1	1	1	
	6G5-41131-10-5B	MANIFOLD, EXT. 1 TUBO MULTIPLE DE ESCAPE	1	1	1	1	1	FOR NEAR MIDDLE EAST
21	6G5-45114-A1	GASKET, UPPER CASING EMPAQUE	1	1	1	1	1	
22	97095-08030	BOLT PERNO	4	4	4	4	4	
23	92995-08600	WASHER ARANDELA	4	4	4	4	4	
24	64D-41132-00-5B	MANIFOLD, EXHAUST TUBO MULTIPLE DE ESCAPE	1	1	1	1	1	
	64D-41132-10-5B	MANIFOLD, EXHAUST TUBO MULTIPLE DE ESCAPE	1	1	1	1	1	FOR NEAR MIDDLE EAST

FIG. 20 UPPER CASING

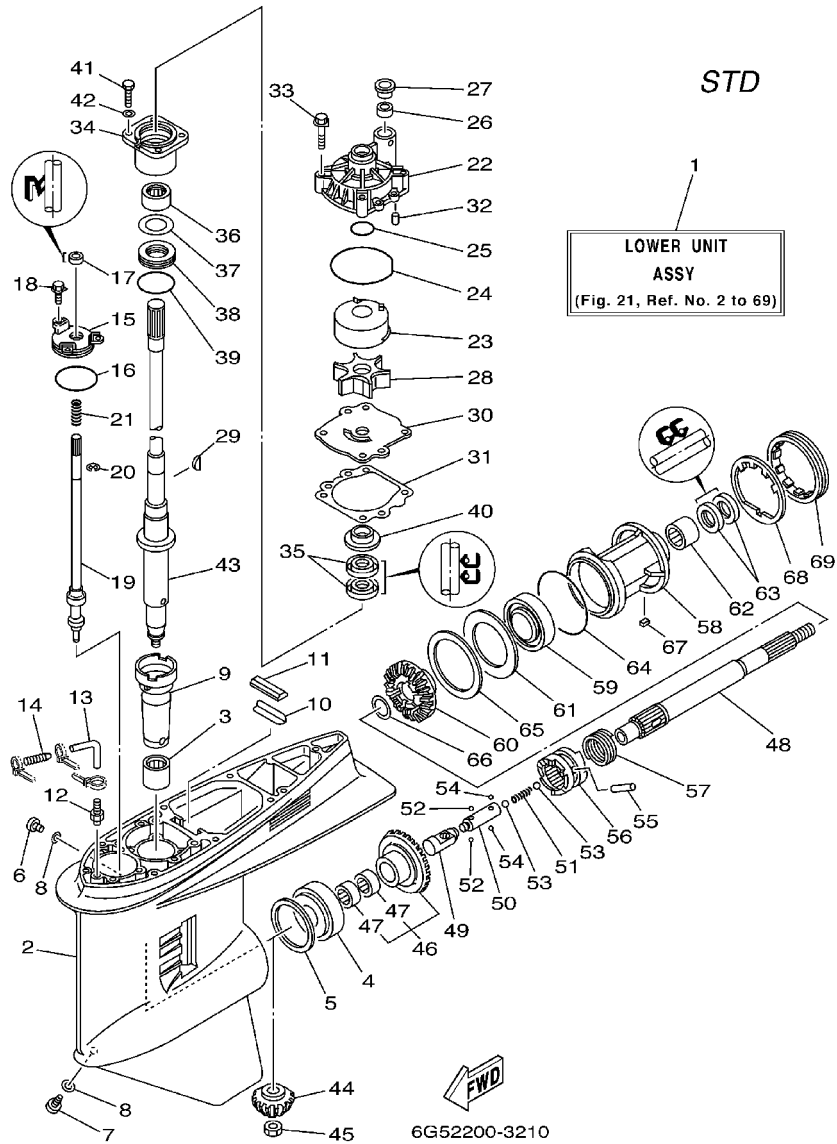
FUNDA SUPERIOR



6G52200-3200

REF. NO.	PART NO. CODIGO NO.	DESCRIPTION DESCRIPTION	150A	175A	200A	L150	L200	REMARKS OBSERVACION
25	6G5-41134-A1	GASKET, EXHAUST MANIFOLD EMPAQUE	1	1	1	1	1	
26	97095-08045	BOLT PERNO	4	4	4	4	4	
27	92995-08600	WASHER ARANDELA	4	4	4	4	4	
28	6E5-14711-01-5B	MUFFLER 1 SILENCIADOR 1	1	1	1	1	1	
	6E5-14711-10-5B	MUFFLER 1 SILENCIADOR 1	1	1	1	1	1	FOR NEAR MIDDLE EAST
29	6E5-14737-00	DAMPER, MUFFLER AMORTIGUADOR DE SILENCIADOR	2	2	2	2	2	
30	90183-05M02	NUT, SPRING TUERCA DE RESORTE	2	2	2	2	2	
31	6E5-45123-00	GASKET, MUFFLER EMPAQUE SILENCIADOR	1	1	1	1	1	
32	6E5-41135-A0	GASKET, EXHAUST MANIFOLD EMPAQUE	1	1	1	1	1	
33	97095-08045	BOLT PERNO	5	5	5	5	5	
34	92995-08600	WASHER ARANDELA	5	5	5	5	5	
35	6E5-45318-00	BUSHING, DRIVE SHAFT BUJE, EJE DE MANDO	1	1	1	1	1	X
36	93420-36M01	CIRCLIP BOLA	1	1	1	1	1	X
37	64D-14721-20-5B	MUFFLER 2 SILENCIADOR 2	1	1	1	1	1	X
	64D-14721-30-5B	MUFFLER 2 SILENCIADOR 2	1	1	1	1	1	X-FOR NEAR MIDDLE EAST
38	64D-45123-00	GASKET, MUFFLER EMPAQUE SILENCIADOR	1	1	1	1	1	X
39	64D-45375-00	DAMPER, SEAL GOMA DE SELLO	1	1	1	1	1	X

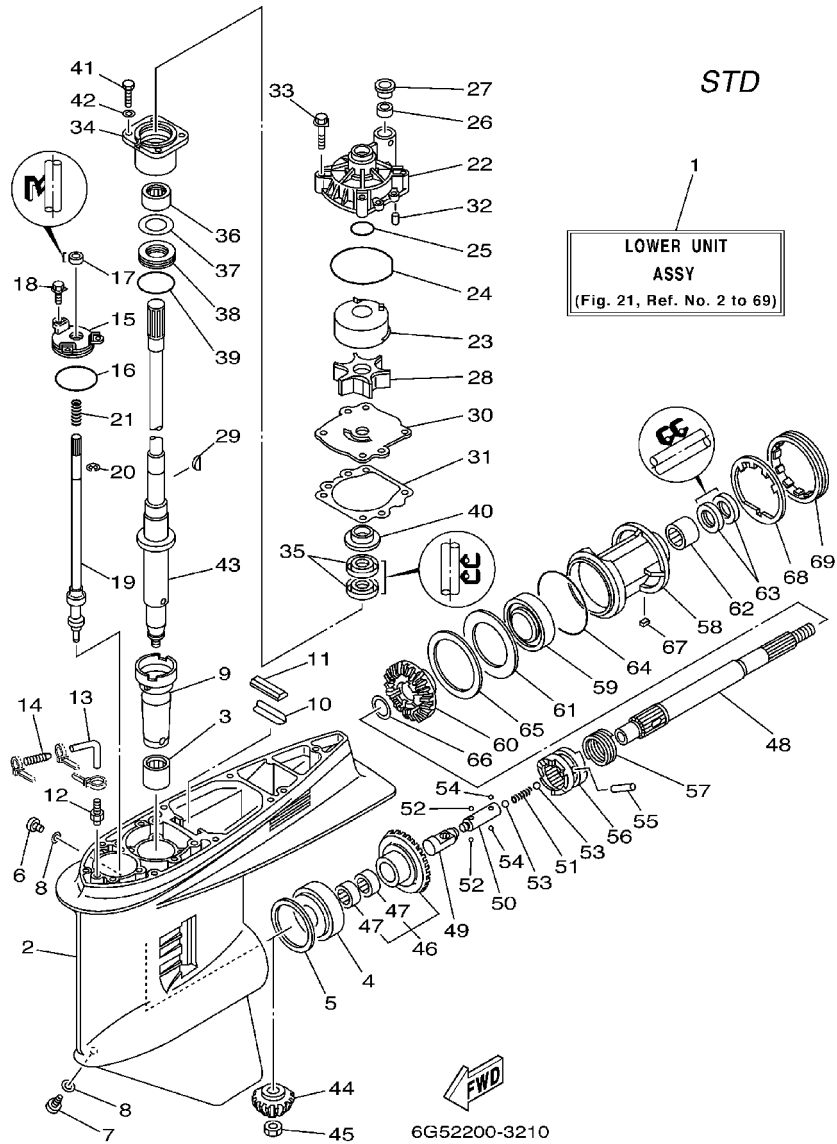
FIG. 21 LOWER CASING. DRIVE 1 IMPULSOR E INFERIOR 1



REF. NO.	PART NO. CODIGO NO.	DESCRIPTION DESCRIPTION	150A	175A	200A	L150	L200	REMARKS OBSERVACION
1	6G5-45300-16-8D	LOWER UNIT ASSY CONJUNTO UNIDAD INFERIOR	1	1	1			L
	6G5-45300-26-8D	LOWER UNIT ASSY CONJUNTO UNIDAD INFERIOR	1	1	1			X
2	6J9-45301-05-8D	CASING, LOWER FUNDA INFERIOR COMPLETA	1	1	1			
3	93311-928U5	BALL BEARING COJINETE DE RODILLOS	1	1	1			
4	93332-000V3	BEARING COJINETE DE RODILLOS AHUSADO	1	1	1			
5	6G5-45567-01-10	SHIM (T:0.10MM) LAINA (T:0.10MM)	1	1	1			UR
	6G5-45567-01-12	SHIM (T:0.12MM) LAINA (T:0.12MM)	1	1	1			UR
	6G5-45567-01-15	SHIM (T:0.15MM) LAINA (T:0.15MM)	1	1	1			UR
	6G5-45567-01-18	SHIM (T:0.18MM) LAINA (T:0.18MM)	1	1	1			UR
	6G5-45567-01-30	SHIM (T:0.30MM) LAINA (T:0.30MM)	1	1	1			UR
	6G5-45567-01-40	SHIM (T:0.40MM) LAINA (T:0.40MM)	1	1	1			UR
	6G5-45567-01-50	SHIM (T:0.50MM) LAINA (T:0.50MM)	1	1	1			UR
6	90340-08002	PLUG, STRAIGHT SCREW TORNILLO, DE DRENAJE	1	1	1			
7	688-45341-10	PLUG, DRAIN TAPON, DREN	1	1	1			
8	90430-08020	GASKET JUNTA	2	2	2			
9	6G5-45536-01	SLEEVE, DRIVE SHAFT CAMISA EJE DE MANDO	1	1	1			
10	663-45376-00-94	GUIDE, SEAL DAMPER GUIA DE SELLO GOMA	1	1	1			L
	64D-45376-00-94	GUIDE, SEAL DAMPER GUIA DE SELLO GOMA	1	1	1			X
11	688-45375-00	DAMPER, SEAL GOMA DE SELLO	1	1	1			
12	6E5-45378-00	NIPPLE, HOSE NIPLE MANGUERA	1	1	1			
13	90445-07ME8	HOSE (L80) TUBO (L80)	1	1	1			L
	90445-07ME9	HOSE (L120) TUBO (L120)	1	1	1			X
14	6E5-83558-10	END, NIPPLE EXTREMO DE NIPLE	1	1	1			
15	6E5-45321-00	PLATE PLACA	1	1	1			
16	93210-58144	O-RING JUNTA TORICA	1	1	1			
17	93106-09014	OIL SEAL RETEN DE ACEITE	1	1	1			
18	90119-06M10	BOLT, WITH WASHER TORNILLO CON ARANDELA	3	3	3			

FIG. 21 LOWER CASING. DRIVE 1

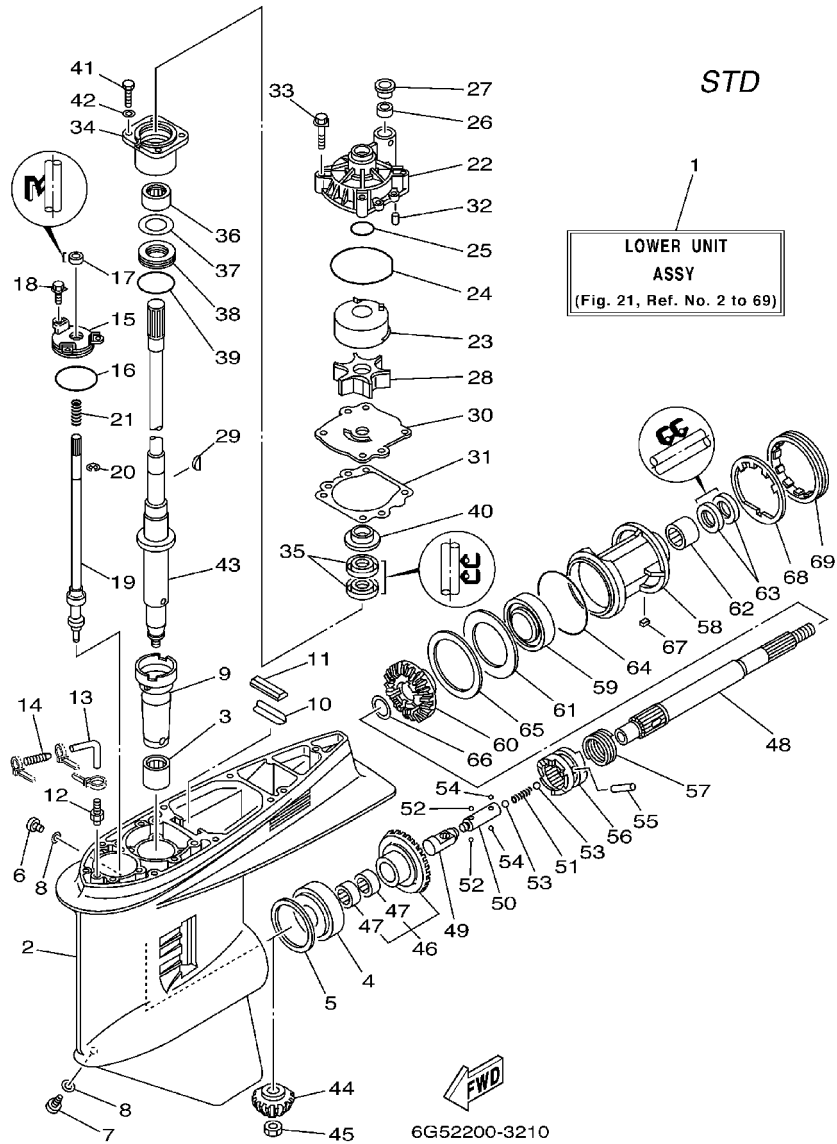
IMPULSOR E INFERIOR 1



REF. NO.	PART NO. CODIGO NO.	DESCRIPTION DESCRIPTION	150A	175A	200A	L150	L200	REMARKS OBSERVACION
19	6G5-44150-02	SHIFT CAM ASSY CONJUNTO EJE LEVA COMPL.	1	1	1			
20	99001-08600	CIRCLIP PRESILLA REDONDA	1	1	1			
21	90501-11M10	SPRING, COMPRESSION RESORTE DE COMPRESION	1	1	1			
22	61A-44311-01	HOUSING, WATER PUMP CAJA BOMBA DE AGUA	1	1	1			
23	6R3-44322-42	INSERT, CARTRIDGE CARTUCHO	1	1	1			FOR CHROMATE
24	93210-86M38	O-RING JUNTA TORICA	1	1	1			
25	93210-37160	O-RING JUNTA TORICA	1	1	1			
26	6E5-44365-00	DAMPER, WATER SEAL HULE DE SELLO DE AGUA	1	1	1			
27	6E5-44312-00	COVER, WATER PUMP HOUSING CUBIERTA CAJA BOMBA DE AGUA	1	1	1			
28	6E5-44352-01	IMPELLER IMPULSOR	1	1	1			
29	90280-04M05	KEY, WOODRUFF CUNA WOODRUFF	1	1	1			
30	6G5-44323-40	OUTER PLATE, CARTRIDGE PLACA EXTERIOR DEL CARTUCHO	1	1	1			FOR CHROMATE
31	6E5-44315-A0	GASKET, WATER PUMP EMPAQUE	1	1	1			
32	93606-12019	PIN, DOWEL PASADOR DE CLAVIJA	2	2	2			
33	90119-08M14	BOLT, WITH WASHER TORNILLO CON ARANDELA	4	4	4			
34	6E5-45331-00-94	HOUSING, BEARING CAJA DE COJINETE	1	1	1			
35	93101-28M16	OIL SEAL RETen DE ACEITE	2	2	2			
36	93317-330U2	BEARING COJINETE DE RODILLOS	1	1	1			
37	6E5-45587-01-10	SHIM (T:0.10MM) LAINA (T:0.10MM)	1	1	1			UR
	6E5-45587-01-12	SHIM (T:0.12MM) LAINA (T:0.12MM)	1	1	1			UR
	6E5-45587-01-15	SHIM (T:0.15MM) LAINA (T:0.15MM)	1	1	1			UR
	6E5-45587-01-18	SHIM (T:0.18MM) LAINA (T:0.18MM)	1	1	1			UR
	6E5-45587-01-30	SHIM (T:0.30MM) LAINA (T:0.30MM)	1	1	1			UR
	6E5-45587-01-40	SHIM (T:0.40MM) LAINA (T:0.40MM)	1	1	1			UR
	6E5-45587-01-50	SHIM (T:0.50MM) LAINA (T:0.50MM)	1	1	1			UR
38	93341-930V2	BEARING COJINETES CON RODAMIENTOS	1	1	1			
39	93210-55M14	O-RING JUNTA TORICA	1	1	1			

FIG. 21 LOWER CASING. DRIVE 1

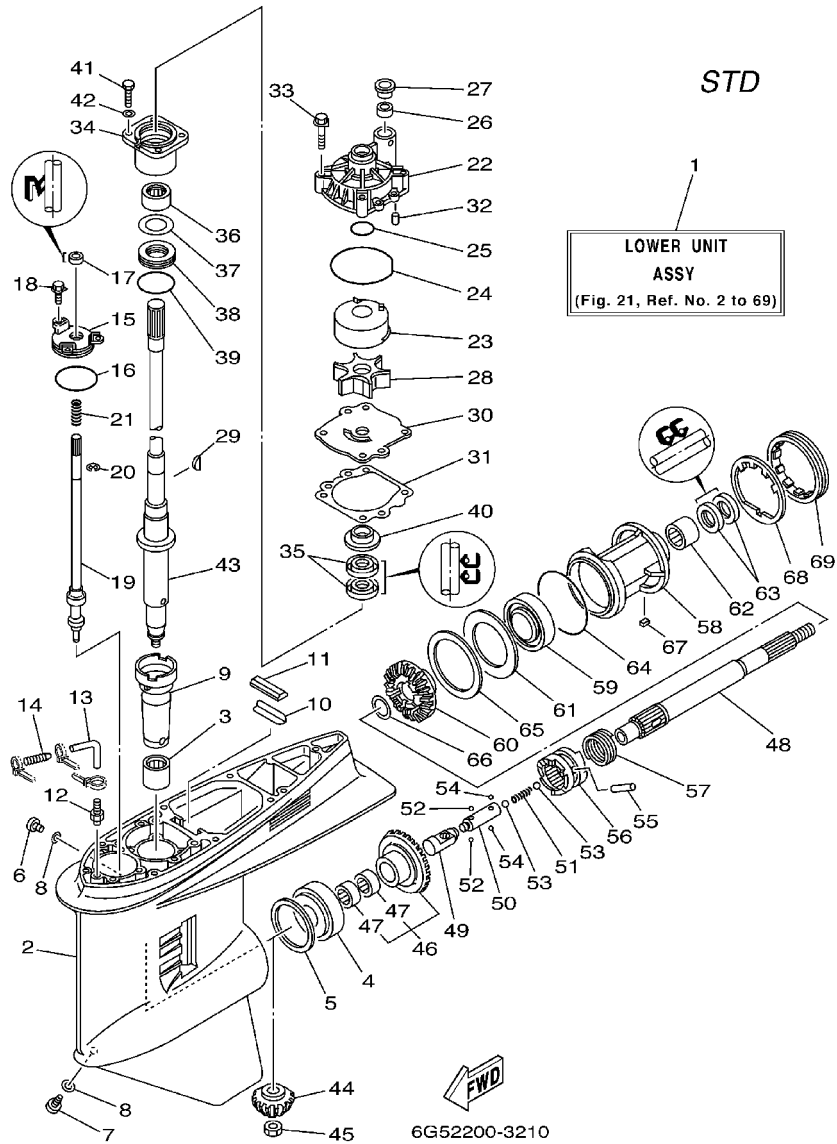
IMPULSOR E INFERIOR 1



REF. NO.	PART NO. CODIGO NO.	DESCRIPTION DESCRIPTION	150A	175A	200A	L150	L200	REMARKS OBSERVACION
40	6E5-45344-00	COVER, OIL SEAL CUBIERTA SELLO ACEITE	1	1	1			
41	97095-08025	BOLT PERNO	4	4	4			
42	92995-08600	WASHER ARANDELA	4	4	4			
43	6G5-45501-01	DRIVE SHAFT COMP. EJE DE MANDO COMPL.	1	1	1			L
	6G5-45501-21	DRIVE SHAFT COMP. EJE DE MANDO COMPL.	1	1	1			X
44	6G5-45551-10	PINION PINON	1	1	1			
45	90170-16M01	NUT TUERCA	1	1	1			
46	6G5-45560-10	GEAR ENGRANE COMPLE 1	1	1	1			
47	93315-425V3	.BEARING .COJINETE DE RODILLOS	2	2	2			
48	6J9-45611-01	SHAFT, PROPELLER EJE PROPUSOR	1	1	1			
49	6E5-45641-02	SHIFTER CAMBIO	1	1	1			
50	6E5-45634-01	SLIDE, SHIFT DESILIZADOR, CAMBIO	1	1	1			
51	90501-16M37	SPRING, COMPRESSION RESORTE DE COMPRESION	1	1	1			
52	93507-32009	BALL ESFERA	2	2	2			
53	93511-32017	BALL ESFERA	2	2	2			
54	93503-16003	BALL ESFERA	2	2	2			
55	90250-08M07	PIN, STRAIGHT PASADOR CILINDRICO	1	1	1			
56	6G5-45631-10	CLUTCH, DOG EMBRAGUE DE GARRA	1	1	1			
57	6E5-45633-01	RING, CROSS PIN ANILLO DE PASADOR	1	1	1			
58	6J9-45332-00-94	HOUSING, BEARING CAJA BALERO 2	1	1	1			
59	93306-209U0	BEARING COJINETE	1	1	1			
60	6G5-45571-02	GEAR ENGRANAJE	1	1	1			
61	6G5-45576-10	WASHER, THRUST ARANDELA DE EMPUJE AXIAL	1	1	1			
62	93315-43061	BEARING COJINETE DE RODILLOS	1	1	1			
63	93101-30M17	OIL SEAL RETEN DE ACEITE	2	2	2			
64	93210-97M55	O-RING JUNTA TORICA	1	1	1			
65	6G5-45577-02-10	SHIM (T:0.10MM) LAINA (T:0.10MM)	1	1	1			UR

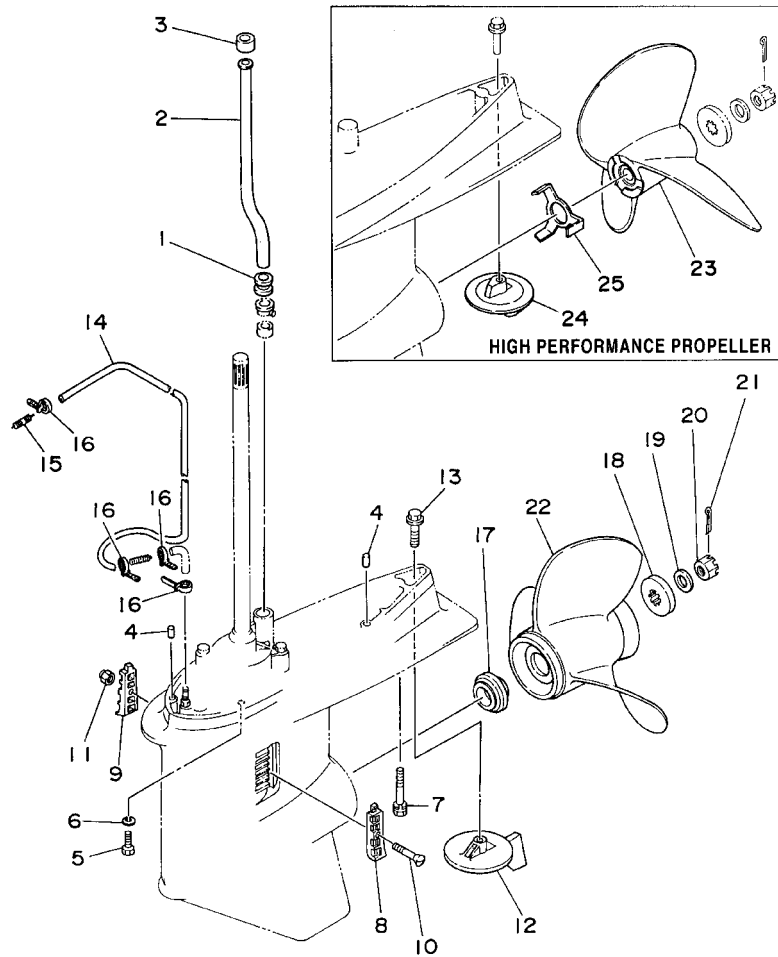
FIG. 21 LOWER CASING. DRIVE 1

IMPULSOR E INFERIOR 1



REF. NO.	PART NO. CODIGO NO.	DESCRIPTION DESCRIPTION	150A	175A	200A	L150	L200	REMARKS OBSERVACION
65	6G5-45577-02-12	SHIM (T:0.12MM) LAINA (T:0.12MM)	1	1	1			UR
	6G5-45577-02-15	SHIM (T:0.15MM) LAINA (T:0.15MM)	1	1	1			UR
	6G5-45577-02-18	SHIM (T:0.18MM) LAINA (T:0.18MM)	1	1	1			UR
	6G5-45577-02-30	SHIM (T:0.30MM) LAINA (T:0.30MM)	1	1	1			UR
	6G5-45577-02-40	SHIM (T:0.40MM) LAINA (T:0.40MM)	1	1	1			UR
	6G5-45577-02-50	SHIM (T:0.50MM) LAINA (T:0.50MM)	1	1	1			UR
66	90201-30M92	WASHER, PLATE ARANDELA PLANA	1	1	1			
67	90282-04M00	KEY, STRAIGHT CHAVETA, RECTA	1	1	1			
68	6G5-45383-01	WASHER, CLAW ARANDELA DE UNA	1	1	1			
69	6G5-45384-00	NUT TUERCA	1	1	1			

STD



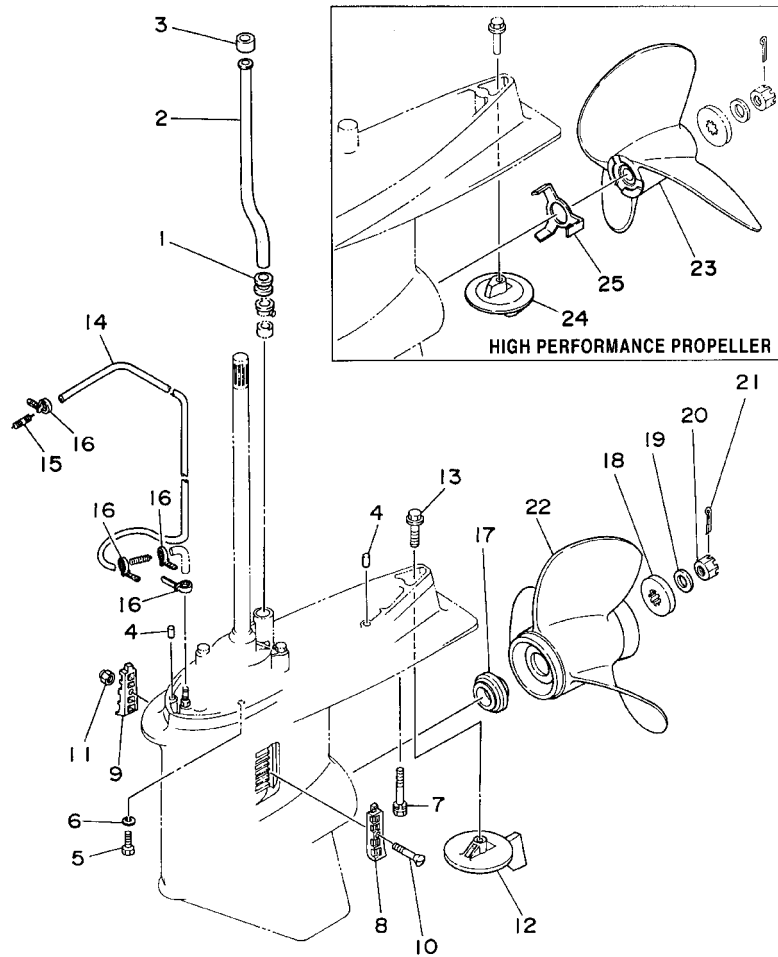

6G50200-1210

FIG. 22 LOWER CASING. DRIVE 2 IMPULSOR E INFERIOR 2

REF. NO.	PART NO. CODIGO NO.	DESCRIPTION DESCRIPTION	150A	175A	200A	L150	L200	REMARKS OBSERVACION
1	6E5-44366-00	DAMPER, WATER SEAL GOMA DEL SELLO DE AGUA	1	1	1			
2	6E5-44361-00	TUBE, WATER TUBO DE AGUA	1	1	1			L
	6E5-44361-20	TUBE, WATER TUBO DE AGUA	1	1	1			X
3	6E5-44365-00	DAMPER, WATER SEAL HULE DE SELLO DE AGUA	1	1	1			
4	93608-12M05	PIN, DOWEL PASADOR DE CLAVIJA	2	2	2			
5	97075-10045	BOLT PERNO	6	6	6			
6	92995-10100	WASHER ARANDELA	6	6	6			
7	90119-10M89	BOLT, WITH WASHER TORNILLO CON ARANDELA	1	1	1			
8	6J9-45214-00	COVER, WATER INLET CUBIERTA ENTRADA AGUA	1	1	1			
9	6J9-45215-00	COVER, WATER INLET CUBIERTA ENTRADA AGUA	1	1	1			
10	90152-05M08	SCREW, COUNTERSUNK TORNILLO EMBUTIDO	1	1	1			
11	90185-05002	NUT, SELF-LOCKING TUERCA AUTOBLOCANTE	1	1	1			
12	6J9-45371-01	TAB-TRIM QUILLA ESTABILIZADOR	1	1	1			
13	90105-10M00	BOLT, FLANGE TORNILLO	1	1	1			
14	90445-07M33	HOSE (L1080) TUBO (L1080)	1	1	1			
15	6E5-83558-00	END, NIPPLE EXTREMO DE NIPLE	1	1	1			
16	90465-11M10	CLAMP BRIDA	4	4	4			
17	6E5-45987-01	SPACER ESPACIADOR	1	1	1			
18	688-45997-01	SPACER ESPACIADOR	1	1	1			
19	92990-18200	WASHER ARANDELA PLANA	1	1	1			
20	90171-18M04	NUT, CASTLE TUERCA ENTALLADA	1	1	1			
21	91490-40030	PIN, COTTER CHAVETA	1	1	1			
22	6G5-45941-01-98	PROPELLER (3X15-1/4"X15"-M) PROPELA (3X15-1/4"X15"-M)	1	1	1			UR
	6G5-45945-01-98	PROPELLER (3X14"X19"-M) PROPELA (3X14"X19"-M)	1	1	1			UR
	6G5-45947-01-98	PROPELLER (3X14-1/2"X17"-M) PROPELA (3X14-1/2"X17"-M)	1	1	1			UR
	6G5-45949-00-98	PROPELLER (3X13-1/2"X23"-M) PROPELA (3X13-1/2"X23"-M)	1	1	1			UR
	6G5-45952-00-98	PROPELLER (3X14-5/8"X16"-M) PROPELA (3X14-5/8"X16"-M)	1	1	1			UR

A4

STD



6G50200-1210

FIG. 22 LOWER CASING. DRIVE 2 IMPULSOR E INFERIOR 2

REF. NO.	PART NO. CODIGO NO.	DESCRIPTION DESCRIPTION	150A	175A	200A	L150	L200	REMARKS OBSERVACION
		STAINLESS STEEL PROPELLER LIMPIO-ACERO DEL PROPELA						
22	6G5-45970-02-98	PROPELLER (3X15-1/4"X15"-M) PROPELA (3X15-1/4"X15"-M)	1	1	1			UR
	6G5-45972-02-98	PROPELLER (3X13-3/4"X21"-M) PROPELA (3X13-3/4"X21"-M)	1	1	1			UR
	6G5-45974-03-98	PROPELLER (3X13-3/4"X19"-M2) PROPELA (3X13-3/4"X19"-M2)	1	1	1			UR
	6G5-45976-01-98	PROPELLER (3X13-3/8"X23"-M) PROPELA (3X13-3/8"X23"-M)	1	1	1			UR
	6G5-45978-03-98	PROPELLER (3X13-3/4"X17"-M2) PROPELA (3X13-3/4"X17"-M2)	1	1	1			UR
	6G5-45930-00-98	PROPELLER (3X13-3/8"X25"-M) PROPELA (3X13-3/8"X25"-M)	1	1	1			UR
	6G5-45932-00-98	PROPELLER (3X15-3/4"X13"-M) PROPELA (3X15-3/4"X13"-M)	1	1	1			UR
		HIGH PERFORMANCE PROPELLER ALTO COMPOSICION DEL PROPELA						
23	6E5-45970-10	PROPELLER (3X14"X20"-P) PROPELA (3X14"X20"-P)	1	1	1			UR
	6E5-45972-10	PROPELLER (3X14"X24"-P) PROPELA (3X14"X24"-P)	1	1	1			UR
	6E5-45974-10	PROPELLER (3X14"X28"-P) PROPELA (3X14"X28"-P)	1	1	1			UR
	6E5-45976-10	PROPELLER (3X14"X22"-P) PROPELA (3X14"X22"-P)	1	1	1			UR
	6E5-45978-10	PROPELLER (3X14"X26"-P) PROPELA (3X14"X26"-P)	1	1	1			UR
24	6E5-45371-10	TAB-TRIM QUILLA ESTABILIZADOR	1	1	1			
25	6E5-45994-10	PLATE, TOOTH PLACA	1	1	1			

COUNTER ROTATION

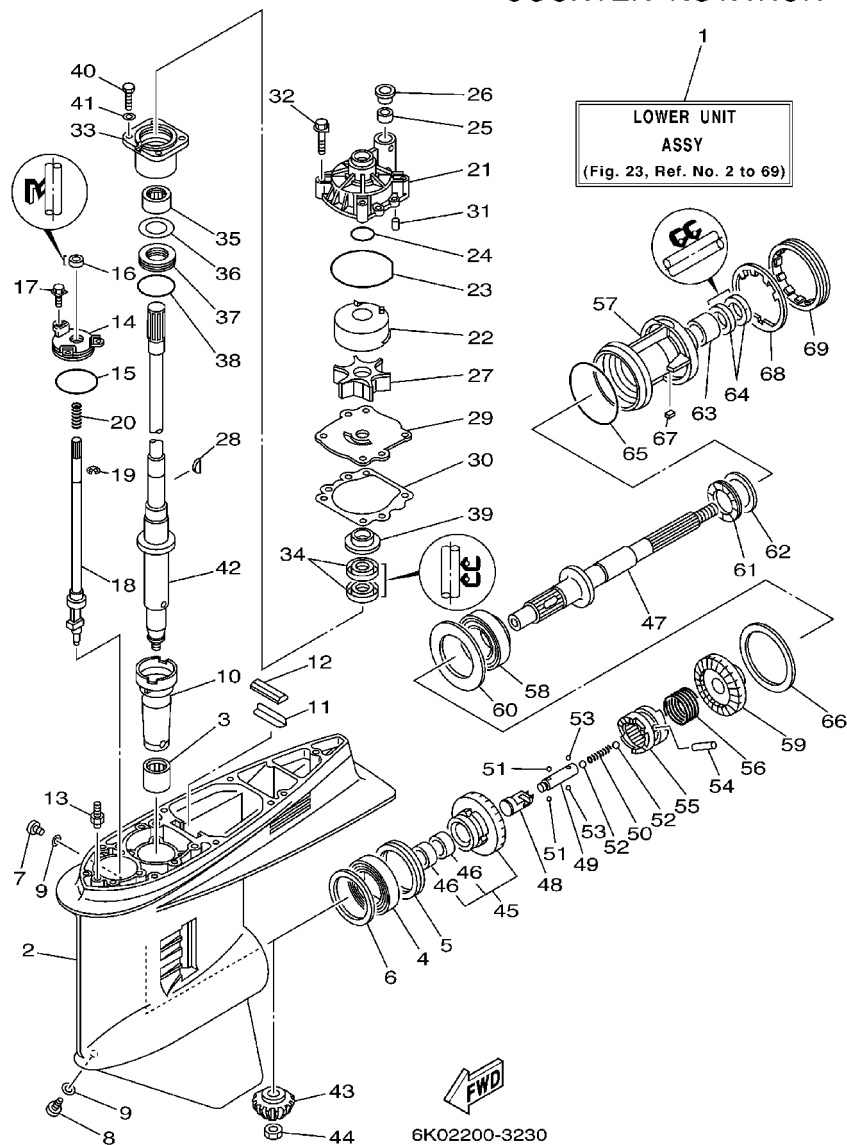


FIG. 23 LOWER CASING. DRIVE 3 IMPULSOR E INFERIOR 3

REF. NO.	PART NO. CODIGO NO.	DESCRIPTION DESCRIPTION	150A	175A	200A	L150	L200	REMARKS OBSERVACION
1	6K1-45300-25-8D	LOWER UNIT ASSY CONJUNTO UNIDAD INFERIOR				1	1	X
2	6J9-45301-05-8D	CASING, LOWER FUNDA INFERIOR COMPLETA				1	1	
3	93311-928U5	BALL BEARING COJINETE DE RODILLOS				1	1	
4	93390-000U2	BEARING COJINETE DE RODILLOS				1	1	
5	93341-465U4	BEARING COJINETES CON RODAMIENTOS				1	1	
6	6G5-45567-01-10	SHIM (T:0.10MM) LAINA (T:0.10MM)				1	1	UR
	6G5-45567-01-12	SHIM (T:0.12MM) LAINA (T:0.12MM)				1	1	UR
	6G5-45567-01-15	SHIM (T:0.15MM) LAINA (T:0.15MM)				1	1	UR
	6G5-45567-01-18	SHIM (T:0.18MM) LAINA (T:0.18MM)				1	1	UR
	6G5-45567-01-30	SHIM (T:0.30MM) LAINA (T:0.30MM)				1	1	UR
	6G5-45567-01-40	SHIM (T:0.40MM) LAINA (T:0.40MM)				1	1	UR
	6G5-45567-01-50	SHIM (T:0.50MM) LAINA (T:0.50MM)				1	1	UR
7	90340-08002	PLUG, STRAIGHT SCREW TORNILLO, DE DRENAJE				1	1	
8	688-45341-10	PLUG, DRAIN TAPON, DREN				1	1	
9	90430-08020	GASKET JUNTA				2	2	
10	6G5-45536-01	SLEEVE, DRIVE SHAFT CAMISA EJE DE MANDO				1	1	
11	64D-45376-00-94	GUIDE, SEAL DAMPER GUIA DE SELLO GOMA				1	1	X
12	688-45375-00	DAMPER, SEAL GOMA DE SELLO				1	1	
13	6J8-45378-00	NIPPLE, HOSE NIPLE MANGUERA				1	1	
14	6E5-45321-00	PLATE PLACA				1	1	
15	93210-58144	O-RING JUNTA TORICA				1	1	
16	93106-09014	OIL SEAL RETEN DE ACEITE				1	1	
17	90119-06M10	BOLT, WITH WASHER TORNILLO CON ARANDELA				3	3	
18	6K1-44150-01	SHIFT CAM ASSY CONJUNTO EJE LEVA COMPL.				1	1	
19	99001-08600	CIRCLIP PRESILLA REDONDA				1	1	
20	90501-11M10	SPRING, COMPRESSION RESORTE DE COMPRESION				1	1	
21	61A-44311-01	HOUSING, WATER PUMP CAJA BOMBA DE AGUA				1	1	

COUNTER ROTATION

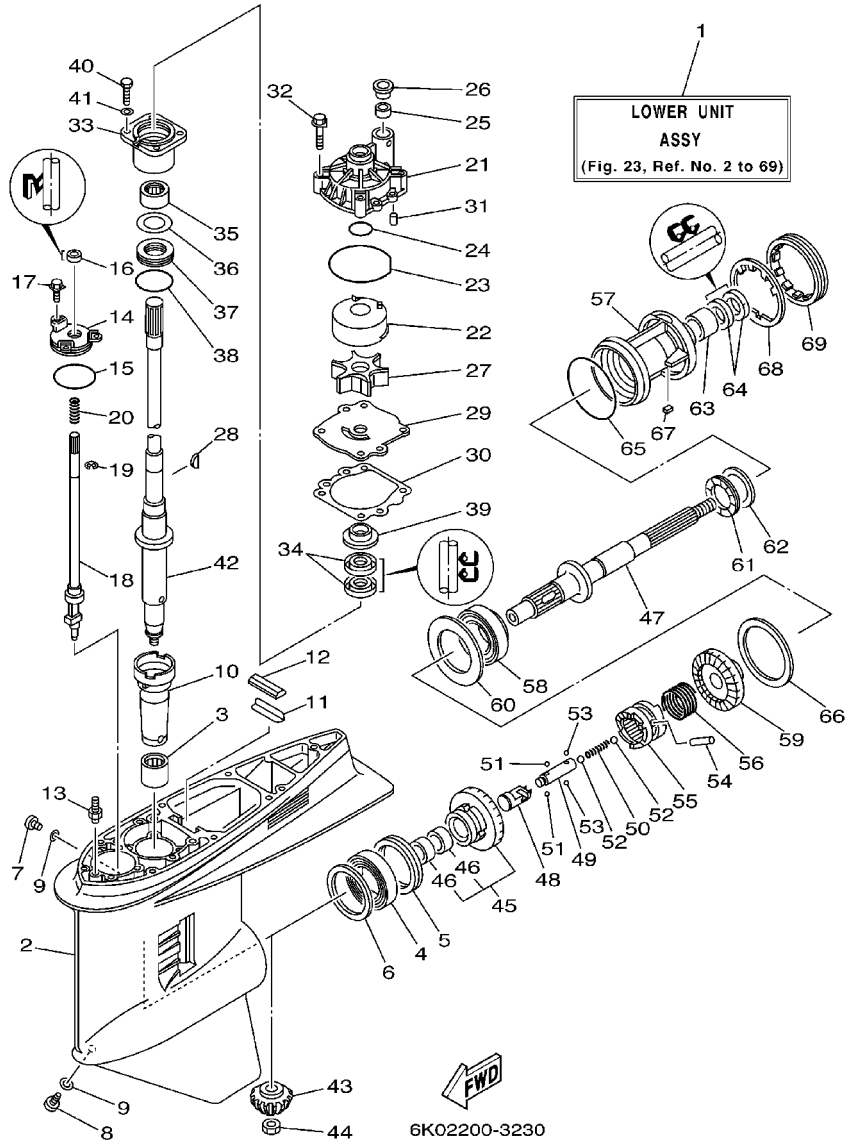


FIG. 23 LOWER CASING. DRIVE 3 IMPULSOR E INFERIOR 3

REF. NO.	PART NO. CODIGO NO.	DESCRIPTION DESCRIPTION	150A	175A	200A	L150	L200	REMARKS OBSERVACION
22	6R3-44322-42	INSERT, CARTRIDGE CARTUCHO				1	1	FOR CHROMATE
23	93210-86M38	O-RING JUNTA TORICA				1	1	
24	93210-37160	O-RING JUNTA TORICA				1	1	
25	6E5-44365-00	DAMPER, WATER SEAL HULE DE SELLO DE AGUA				1	1	
26	6E5-44312-00	COVER, WATER PUMP HOUSING CUBIERTA CAJA BOMBA DE AGUA				1	1	
27	6E5-44352-01	IMPELLER IMPULSOR				1	1	
28	90280-04M05	KEY, WOODRUFF CUNA WOODRUFF				1	1	
29	6G5-44323-40	OUTER PLATE, CARTRIDGE PLACA EXTERIOR DEL CARTUCHO				1	1	FOR CHROMATE
30	6E5-44315-A0	GASKET, WATER PUMP EMPAQUE				1	1	
31	93606-12019	PIN, DOWEL PASADOR DE CLAVIJA				2	2	
32	90119-08M14	BOLT, WITH WASHER TORNILLO CON ARANDELA				4	4	
33	6E5-45331-00-94	HOUSING, BEARING CAJA DE COJINETE				1	1	
34	93101-28M16	OIL SEAL RETEN DE ACEITE				2	2	
35	93317-330U2	BEARING COJINETE DE RODILLOS				1	1	
36	6E5-45587-01-10	SHIM (T:0.10MM) LAINA (T:0.10MM)				1	1	UR
	6E5-45587-01-12	SHIM (T:0.12MM) LAINA (T:0.12MM)				1	1	UR
	6E5-45587-01-15	SHIM (T:0.15MM) LAINA (T:0.15MM)				1	1	UR
	6E5-45587-01-18	SHIM (T:0.18MM) LAINA (T:0.18MM)				1	1	UR
	6E5-45587-01-30	SHIM (T:0.30MM) LAINA (T:0.30MM)				1	1	UR
	6E5-45587-01-40	SHIM (T:0.40MM) LAINA (T:0.40MM)				1	1	UR
	6E5-45587-01-50	SHIM (T:0.50MM) LAINA (T:0.50MM)				1	1	UR
37	93341-930V2	BEARING COJINETES CON RODAMIENTOS				1	1	
38	93210-55M14	O-RING JUNTA TORICA				1	1	
39	6E5-45344-00	COVER, OIL SEAL CUBIERTA SELLO ACEITE				1	1	
40	97095-08025	BOLT PERNO				4	4	
41	92995-08800	WASHER ARANDELA				4	4	
42	6G5-45501-21	DRIVE SHAFT COMP. EJE DE MANDO COMPL.				1	1	X

COUNTER ROTATION

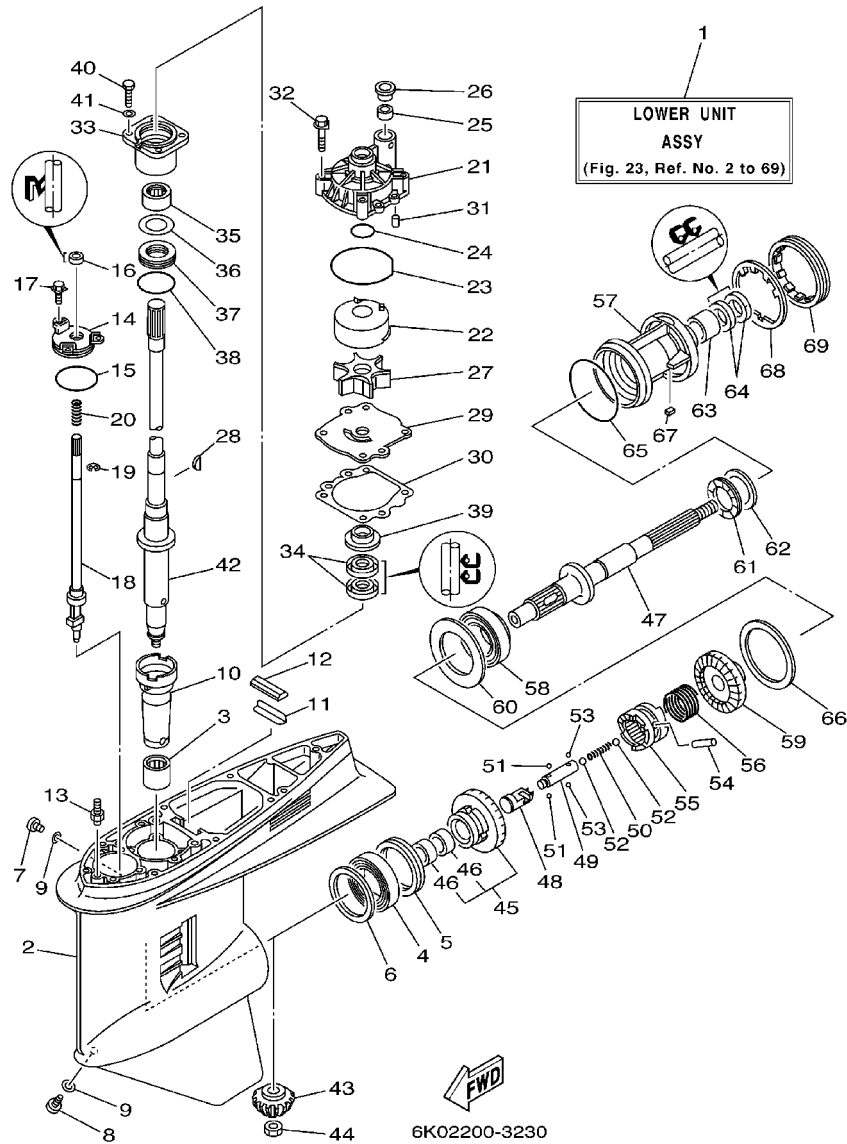


FIG. 23 LOWER CASING. DRIVE 3 IMPULSOR E INFERIOR 3

REF. NO.	PART NO. CODIGO NO.	DESCRIPTION DESCRIPTION	150A	175A	200A	L150	L200	REMARKS OBSERVACION
43	6G5-45551-10	PINION PINON				1	1	
44	90170-16M01	NUT TUERCA				1	1	
45	6K1-45560-01	GEAR ENGRANE COMPLE 1				1	1	
46	93315-425V3	.BEARING .COJINETE DE RODILLOS				2	2	
47	6K1-45611-10	SHAFT, PROPELLER EJE PROPUSOR				1	1	
48	6K1-45641-01	SHIFTER CAMBIO				1	1	
49	6E5-45634-01	SLIDE, SHIFT DESLIZADOR, CAMBIO				1	1	
50	90501-16M37	SPRING, COMPRESSION RESORTE DE COMPRESION				1	1	
51	93507-32009	BALL ESFERA				2	2	
52	93511-32017	BALL ESFERA				2	2	
53	93503-16003	BALL ESFERA				2	2	
54	90250-08M07	PIN, STRAIGHT PASADOR CILINDRICO				1	1	
55	6G5-45631-10	CLUTCH, DOG EMBRAGUE DE GARRA				1	1	
56	6E5-45633-01	RING, CROSS PIN ANILLO DE PASADOR				1	1	
57	6K1-45332-01-94	HOUSING, BEARING CAJA BALERO 2				1	1	
58	93332-00048	BEARING COJINETE DE RODILLOS AHUSADO				1	1	
59	6K1-45570-20	GEAR ENGRANE COMPL 2				1	1	
60	6K1-45576-00	WASHER, THRUST ARANDELA DE EMPUJE AXIAL				1	1	
61	93341-440U5	BEARING COJINETES CON RODAMIENTOS				1	1	
62	6K1-45578-01-10	SHIM (T:0.10MM) LAINA (T:0.10MM)				1	1	UR
	6K1-45578-01-12	SHIM (T:0.12MM) LAINA (:0.12MM)				1	1	UR
	6K1-45578-01-15	SHIM (T:0.15MM) LAINA (T:0.15MM)				1	1	UR
	6K1-45578-01-18	SHIM (T:0.18MM) LAINA (T:0.18MM)				1	1	UR
	6K1-45578-01-30	SHIM (T:0.30MM) LAINA (T:0.30MM)				1	1	UR
	6K1-45578-01-40	SHIM (T:0.40MM) LAINA (T:0.40MM)				1	1	UR
	6K1-45578-01-50	SHIM (T:0.50MM) LAINA (T:0.50MM)				1	1	UR
63	93315-43061	BEARING COJINETE DE RODILLOS				1	1	

COUNTER ROTATION

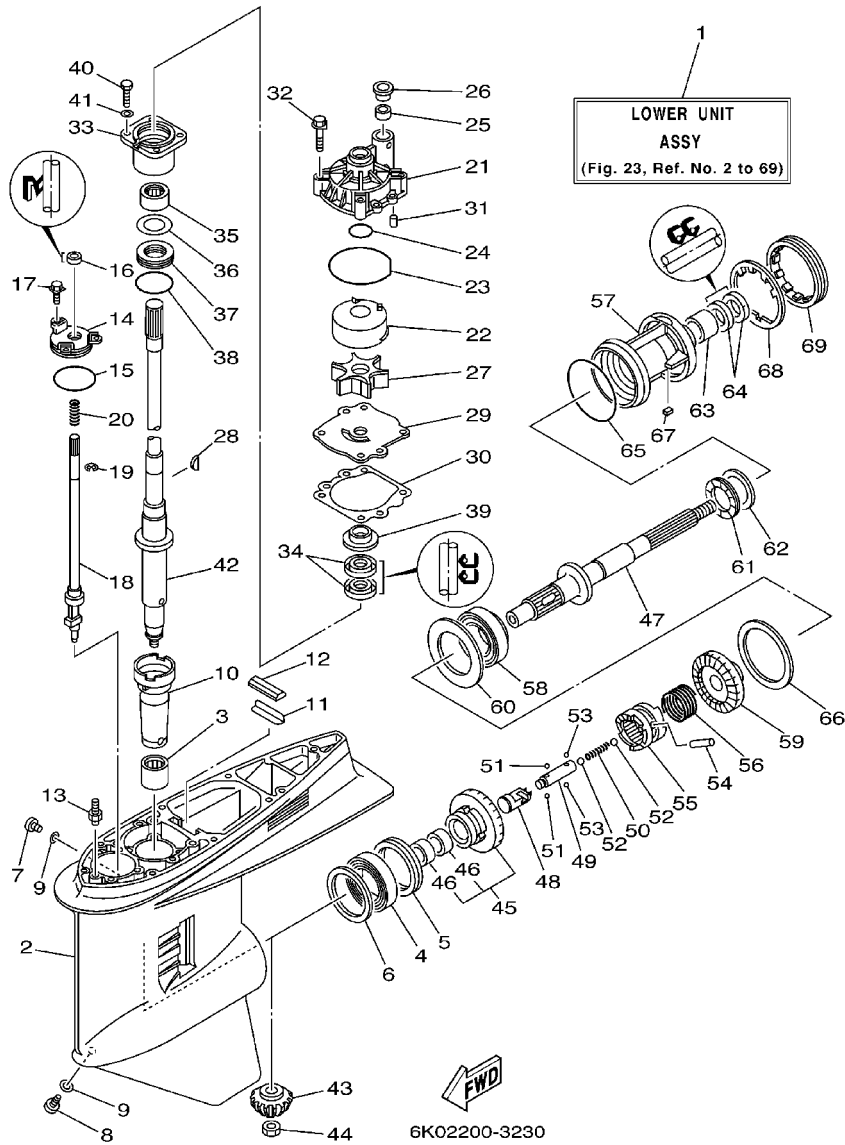
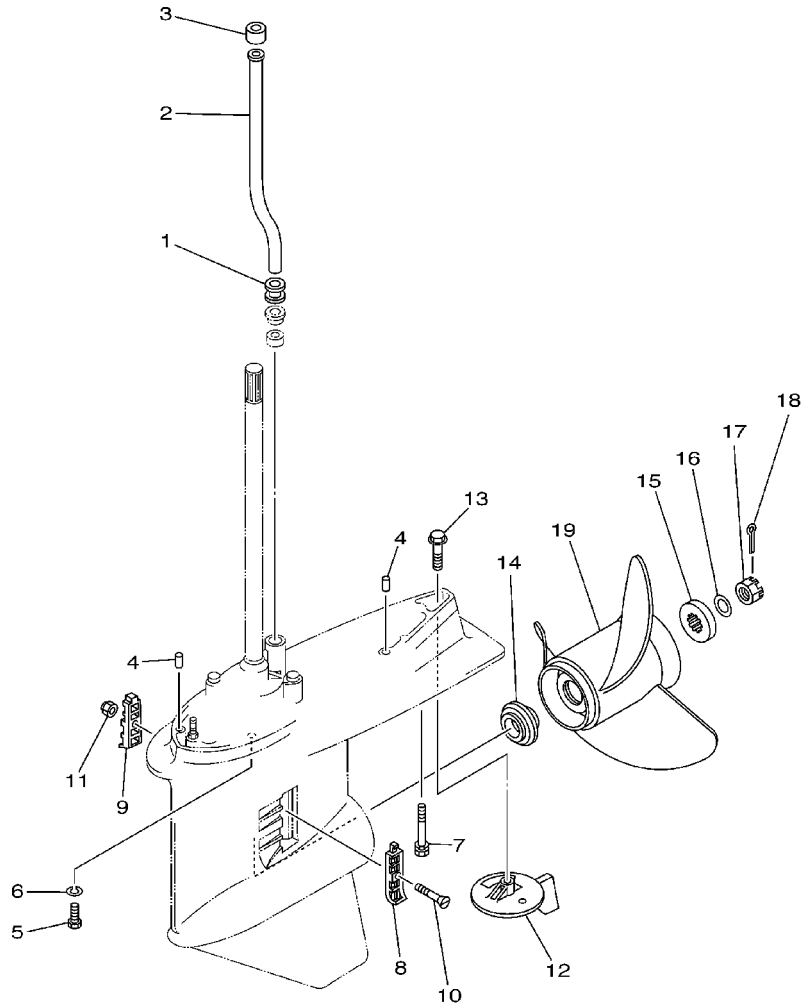


FIG. 23 LOWER CASING. DRIVE 3 IMPULSOR E INFERIOR 3

REF. NO.	PART NO. CODIGO NO.	DESCRIPTION DESCRIPTION	150A	175A	200A	L150	L200	REMARKS OBSERVACION
64	93101-30M17	OIL SEAL RETEN DE ACEITE				2	2	
65	93210-97M55	O-RING JUNTA TORICA				1	1	
66	6G5-45577-02-10	SHIM (T:0.10MM) LAINA (T:0.10MM)				1	1	UR
	6G5-45577-02-12	SHIM (T:0.12MM) LAINA (T:0.12MM)				1	1	UR
	6G5-45577-02-15	SHIM (T:0.15MM) LAINA (T:0.15MM)				1	1	UR
	6G5-45577-02-18	SHIM (T:0.18MM) LAINA (T:0.18MM)				1	1	UR
	6G5-45577-02-30	SHIM (T:0.30MM) LAINA (T:0.30MM)				1	1	UR
	6G5-45577-02-40	SHIM (T:0.40MM) LAINA (T:0.40MM)				1	1	UR
	6G5-45577-02-50	SHIM (T:0.50MM) LAINA (T:0.50MM)				1	1	UR
67	90282-04M00	KEY, STRAIGHT CHAVETA, RECTA				1	1	
68	6G5-45383-01	WASHER, CLAW ARANDELA DE UNA				1	1	
69	6G5-45384-00	NUT TUERCA				1	1	

COUNTER ROTATION



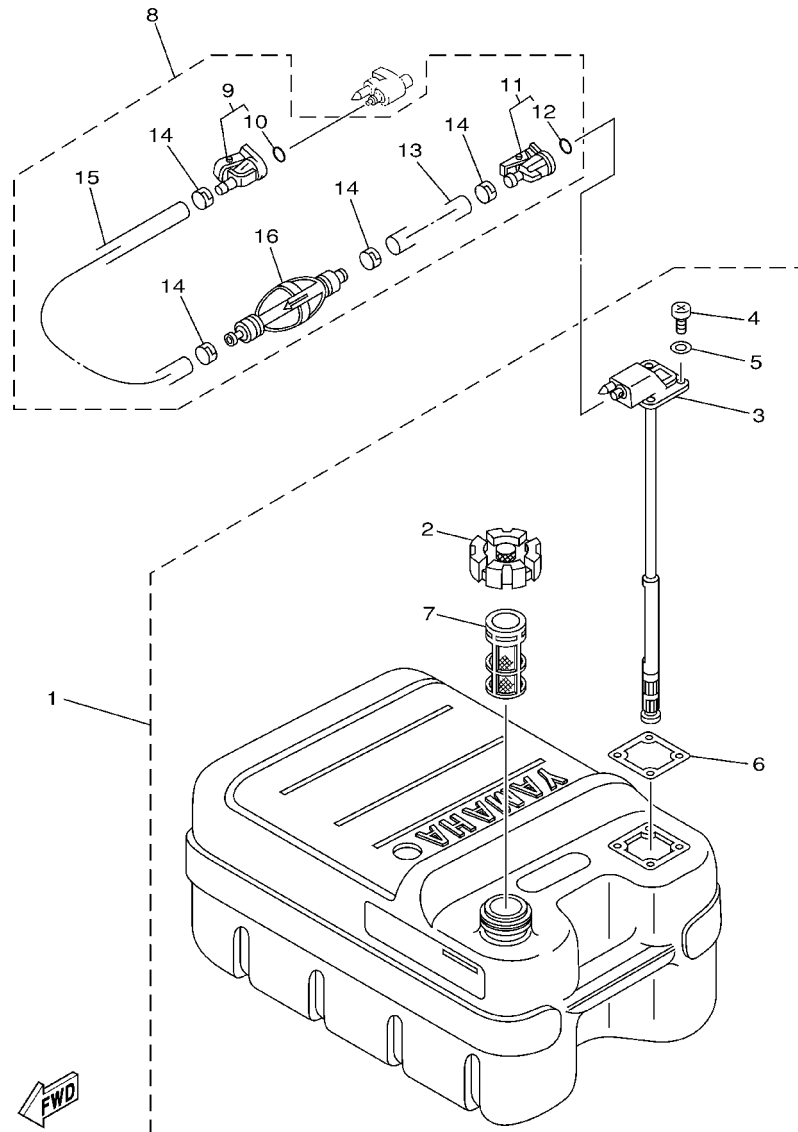
6K02200-3240

FIG. 24 LOWER CASING. DRIVE 4 IMPULSOR E INFERIOR 4

REF. NO.	PART NO. CODIGO NO.	DESCRIPTION DESCRIPTION	150A	175A	200A	L150	L200	REMARKS OBSERVACION
1	6E5-44366-00	DAMPER, WATER SEAL GOMA DEL SELLO DE AGUA				1	1	
2	6E5-44361-20	TUBE, WATER TUBO DE AGUA				1	1	X
3	6E5-44365-00	DAMPER, WATER SEAL HULE DE SELLO DE AGUA				1	1	
4	93608-12M05	PIN, DOWEL PASADOR DE CLAVIJA				2	2	
5	97075-10045	BOLT PERNO				6	6	
6	92995-10100	WASHER ARANDELA				6	6	
7	90119-10M89	BOLT, WITH WASHER TORNILLO CON ARANDELA				1	1	
8	6J9-45214-00	COVER, WATER INLET CUBIERTA ENTRADA AGUA				1	1	
9	6J9-45215-00	COVER, WATER INLET CUBIERTA ENTRADA AGUA				1	1	
10	90152-05M08	SCREW, COUNTERSUNK TORNILLO EMBUTIDO				1	1	
11	90185-05002	NUT, SELF-LOCKING TUERCA AUTOBLOCANTE				1	1	
12	6K1-45371-02	TAB-TRIM QUILLA ESTABILIZADOR				1	1	
13	90105-10M00	BOLT, FLANGE TORNILLO				1	1	
14	6E5-45987-01	SPACER ESPACIADOR				1	1	
15	688-45997-01	SPACER ESPACIADOR				1	1	
16	92990-18200	WASHER ARANDELA PLANA				1	1	
17	90171-18M04	NUT, CASTLE TUERCA ENTALLADA				1	1	
18	91490-40030	PIN, COTTER CHAVETA				1	1	
19	6K1-45970-01-98	PROPELLER (3X15-1/4"X15"-ML) PROPELA (3X15-1/4"X15"-ML)				1	1	UR
	6K1-45972-01-98	PROPELLER (3X13-3/4"X21"-ML) PROPELA (3X13-3/4"X21"-ML)				1	1	UR
	6K1-45974-02-98	PROPELLER (3X13-3/4"X19"-ML1) PROPELA (3X13-3/4"X19"-ML1)				1	1	UR
	6K1-45978-02-98	PROPELLER (3X13-3/4"X17"-ML1) PROPELA (3X13-3/4"X17"-ML1)				1	1	UR
	6K1-45947-00-98	PROPELLER (3X14-1/2"X17"-ML) PROPELA (3X14-1/2"X17"-ML)				1	1	UR

FIG. 25 FUEL TANK

DEPOSITO DE COMBUSTIBLE

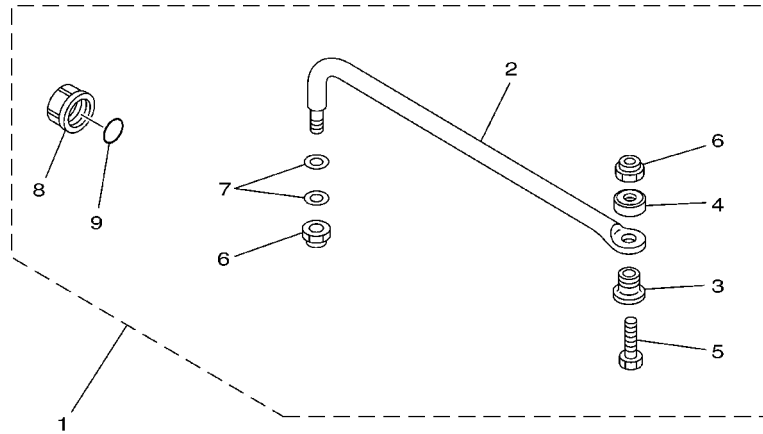


6E50700-0210

REF. NO.	PART NO. CODIGO NO.	DESCRIPTION DESCRIPTION	150A	175A	200A	L150	L200	REMARKS OBSERVACION
1	6YJ-24201-10	FUEL TANK ASSY (24L) TANQUE DEL COMBUSTIBLE (24L)	1		1			AP FOR CHINA WITH INDICATOR
2	6YJ-24610-01	.CAP ASSY .TAPA COMPLETA	1		1			
3	6Y1-24260-12	.FUEL METER ASSY .MEDIDOR DE COMBUSTIBLE COMPL.	1		1			WITH INDICATOR
4	98586-05016	.SCREW, PAN HEAD .TORNILLO DE CABEZA CON PLANA	4		4			
5	6Y1-24329-00	.SEAL .SELLO	4		4			
6	6Y1-24268-00	.GASKET, FUEL METER .EMPAQ MEDIDOR DE COMBUSTIBLE	1		1			
7	6YJ-24167-00	.STRAINER .COLADOR	1		1			
8	6Y2-24306-07	FUEL PIPE COMP. 1 TUBO COMBUST. COMPL 1	1		1			AP FOR CHINA
9	6E5-24305-04	.FUEL PIPE JOINT COMP. 2 .CONECTOR MANGUERA COMBUST. 2	1		1			
10	93210-08287	..O-RING ..JUNTA TORICA	1		1			
11	6Y2-24305-04	.FUEL PIPE JOINT COMP. 2 .CONECTOR MANGUERA COMBUST. 2	1		1			
12	93210-08287	..O-RING ..JUNTA TORICA	1		1			
13	90445-13M01	.HOSE (L:2050) .MANGUERA (L:2050)	1		1			
14	6E5-24351-50	.BAND 1 .ABRAZADERA 1	4		4			
15	90445-13M00	.HOSE (L850) .MANGUERA (L850)	1		1			
16	6Y2-24360-02	.PRIMER PUMP ASSY .SOPORTE BOMBA	1		1			

FIG. 26 STEERING GUIDE ATTACHMENT 1

ADITAMENTO GUIA DE GOBIERNO 1

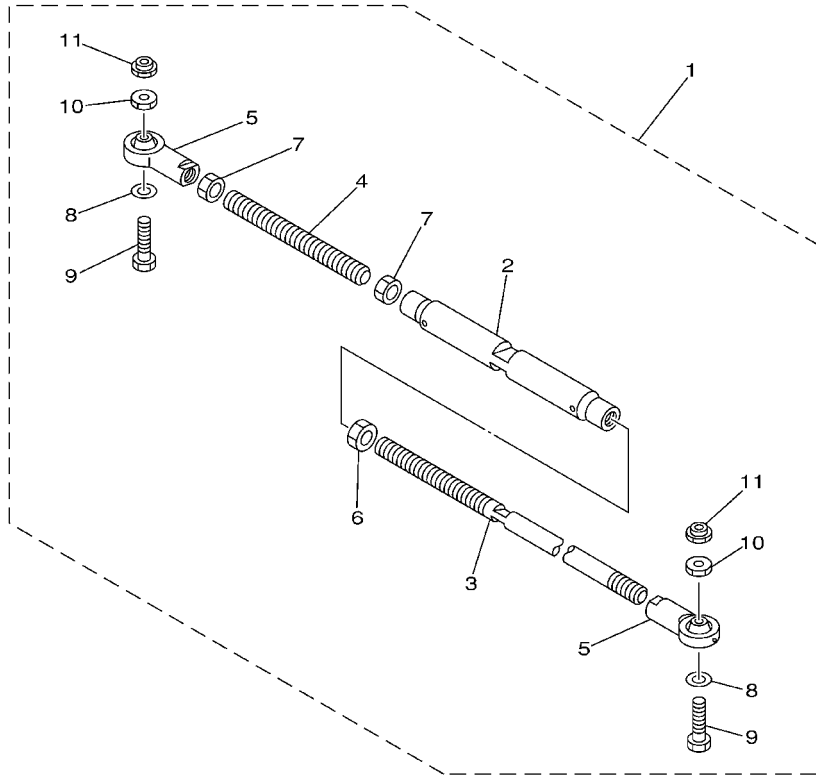


REF. NO.	PART NO. CODIGO NO.	DESCRIPTION DESCRIPTION	150A	175A	200A	L150	L200	REMARKS OBSERVACION
1	6E5-61350-02	STEERING GUIDE ATTACHMENT KIT ESTUCHE ADITAMENTO GUIA DE TIM	1	1	1			AP
2	6E5-61351-01	.ROD, STEERING LINK .VARILLA ESLABON DIRECCION	1	1	1			
3	90387-10M61	.COLLAR .COLLAR	1	1	1			
4	90560-12M01	.SPACER .SEPARADOR	1	1	1			
5	6E5-61355-00	.BOLT .TORNILLO	1	1	1			
6	90185-09M01	.NUT, SELF-LOCKING .TUERCA AUTOBLOCANTE	2	2	2			
7	90201-10M20	.WASHER, PLATE .ARANDELA PLANA	2	2	2			
8	6E5-43145-01	.CAP, CLAMP BRACKET .TAPA	1	1	1			
9	93210-16275	.O-RING .JUNTA TORICA	1	1	1			

67H0100-9290

FIG. 27 STEERING GUIDE ATTACHMENT 2

ADITAMENTO GUIA DE GOBIERNO 2

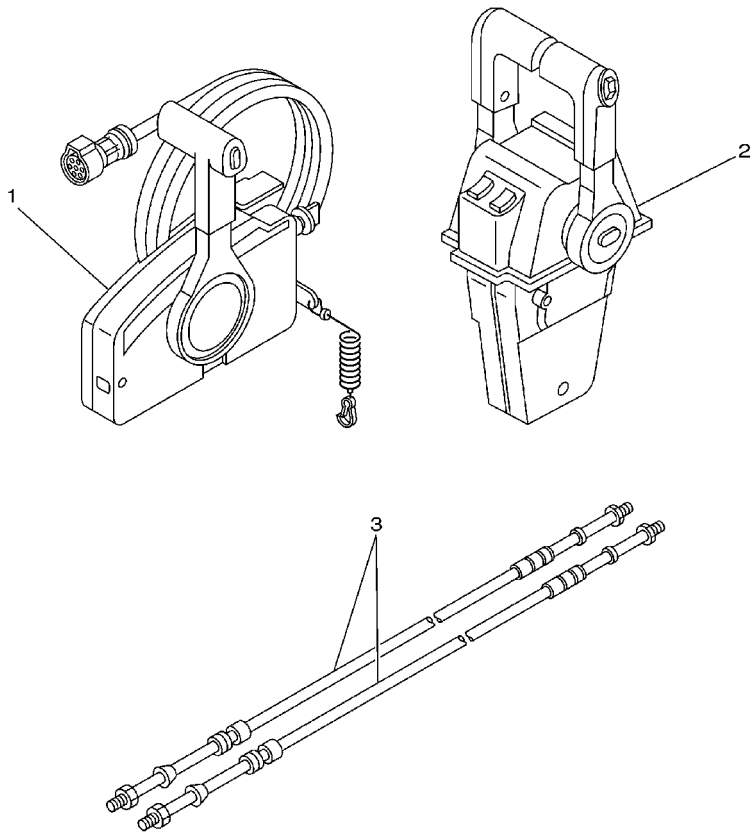


REF. NO.	PART NO. CODIGO NO.	DESCRIPTION DESCRIPTION	150A	175A	200A	L150	L200	REMARKS OBSERVACION
1	6E5-61301-01	TWIN KIT (L:600-800MM) KIT ADITAMENTO (L:600-800MM)				1	1	AP
2	6E5-61313-00	.ADJUSTER .AJUSTADOR				1	1	
3	6E5-61311-11	.TIE BAR .BARRA SEPARADORA				1	1	
4	6E5-61315-00	.TIE BAR .ROTOR DE BOMBA AGUA				1	1	
5	6E5-61303-00	.STEERING EYE COMP. .OJO-DIRECCION COMPL.				2	2	
6	90170-14M06	.NUT .TUERCA				1	1	
7	95380-14700	.NUT .TUERCA				2	2	
8	90201-10M76	.WASHER, PLATE .ARANDELA PLANA				2	2	
9	90101-09M70	.BOLT .TORNILLO				2	2	
10	90170-09M05	.NUT .TUERCA				2	2	
11	90185-09M01	.NUT, SELF-LOCKING .TUERCA AUTOBLOCANTE				2	2	

67H0100-0300

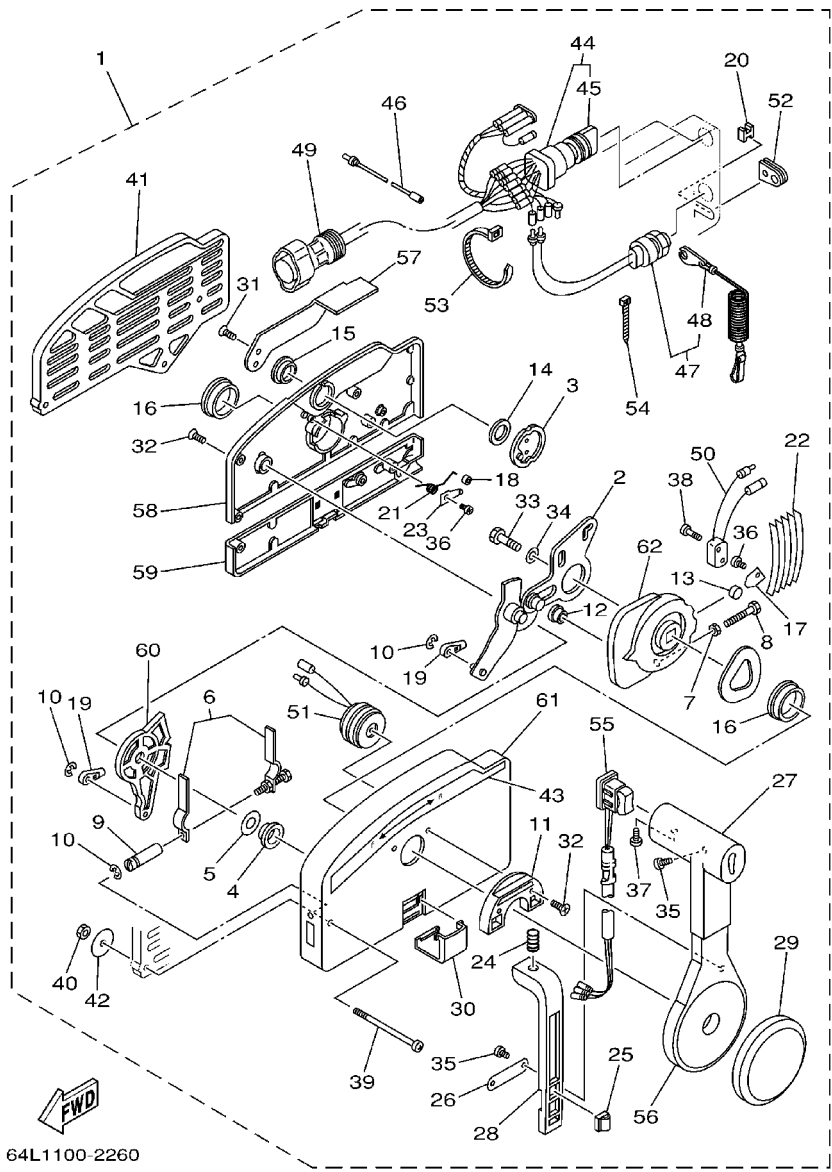
FIG. 28 REMOTE CONTROL BOX

CONTROL REMOTO COMPL.



REF. NO.	PART NO. CODIGO NO.	DESCRIPTION DESCRIPTION	150A	175A	200A	L150	L200	REMARKS OBSERVACION
1	703-48205-17	REMOTE CONTROL ASSY REMOTO CONTROL COMPL.	1	1	1			AP WITH PT/T SW.
2	704-48207-23	REMOTE CONTROL ASSY COMANDO REMOTO				1	1	AP WITH PT/T SW.
3	701-48320-00	CABLE, REMOTE CONTROL L=12F CABLE CONTROL REMOTO L=12F	2	2	2	2	2	UR
	701-48320-50	CABLE, REMOTE CONTROL L=15F CABLE CONTROL REMOTO L=15F	2	2	2	2	2	UR
	701-48320-80	CABLE, REMOTE CONTROL L=17F CABLE CONTROL REMOTO L=17F	2	2	2	2	2	UR
	701-48320-40	CABLE, REMOTE CONTROL L=19F CABLE CONTROL REMOTO L=19F	2	2	2	2	2	UR
	701-48320-70	CABLE, REMOTE CONTROL L=20F CABLE CONTROL REMOTO L=20F	2	2	2	2	2	UR
	701-48350-10	CABLE, REMOTE CONTROL L=22F CABLE CONTROL REMOTO L=22F	2	2	2	2	2	UR


67H0100-9310



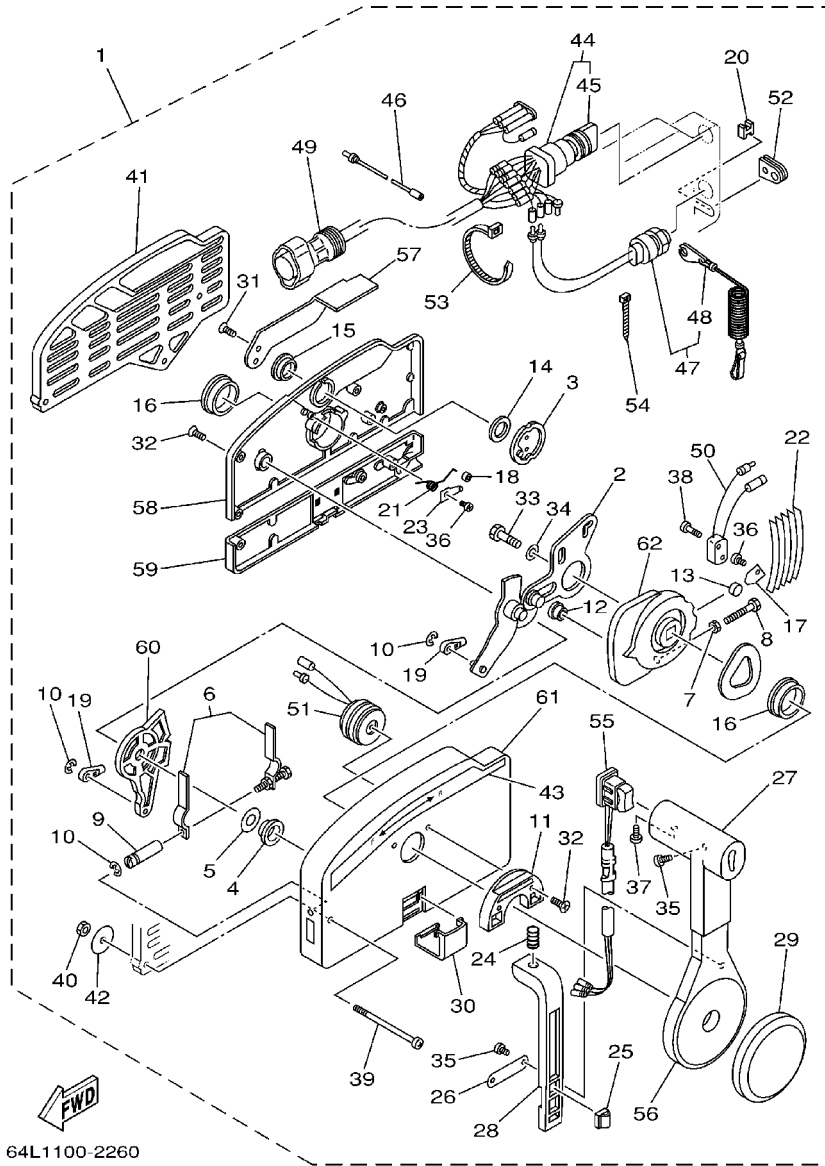
64L1100-2260

FIG. 29 REMOTE CONTROL ASSY 1 CONTROL REMOTO COMPL. 1

REF. NO.	PART NO. CODIGO NO.	DESCRIPTION DESCRIPTION	150A	175A	200A	L150	L200	REMARKS OBSERVACION
1	703-48205-17	REMOTE CONTROL ASSY REMOTO CONTROL COMPL.	1	1	1			AP WITH PT/T SW.
2	703-48261-01	.ARM, THROTTLE .BRAZO ACELERADOR	1	1	1			
3	703-48153-00	.SHAFT, FREE ACCEL. .EJE	1	1	1			
4	703-48235-00	.BUSHING .BUJE	1	1	1			
5	703-48268-00	.SPACER .ESPACIADOR 3	1	1	1			
6	703-48264-00	.THROTTLE, FRICTION .FRICCION ACELERADOR	1	1	1			
7	95380-05600	.NUT .TUERCA	1	1	1			
8	97380-05025	.BOLT .TORNILLO HEXAGONAL	1	1	1			
9	703-48265-00	.SHAFT, FRICTION .EJE FRICCION	1	1	1			
10	93430-06024	.CIRCLIP .SEGURO	3	3	3			
11	703-48245-00	.PLATE, LOCK .PLACA CERRADURA	1	1	1			
12	703-48252-00	.ROLLER, CAM .RODILLO LEVA	1	1	1			
13	701-48248-00	.ROLLER, FREE ACCEL. .RODILLO ACELERADOR LIBRE	1	1	1			
14	703-48198-00	.WASHER, WAVE .RONDANA ONDULADA 3	1	1	1			
15	703-48243-00	.BUSHING .BUJE 3	1	1	1			
16	703-48236-00	.BUSHING 1 .BUJE	2	2	2			
17	703-48189-00	.RETAINER .RETENEDOR	1	1	1			
18	703-48234-00	.ROLLER, DETENT .RODILLO	1	1	1			
19	703-48345-01	.CABLE END, REMOTE CONTROL 2 .TERMINAL CABLE DE CONTROL REM	2	2	2			
20	703-48358-00	.ANCHOR, CABLE .ABRAZADERA CABLE	1	1	1			
21	703-48244-00	.SPRING, FREE ACCEL. .RESORTE ACELERADOR LIBRE	1	1	1			
22	703-48238-00	.SPRING, DETENT .RESORTE	5	5	5			
23	703-48246-00	.SPACER .ESPACIADOR	1	1	1			
24	703-48227-00	.SPRING, NEUTRAL LOCK .RESORTE DE SEGURO	1	1	1			
25	703-82594-00	.CLAMP .GRAMPA	1	1	1			WITH PT/T SW.
26	703-48226-00	.PLATE, STOPPER .PLACA RETEN	1	1	1			
27	703-48222-00	.GRIP, CONTROL LEVER .MANGO DE PALANCA CONTROL	1	1	1			SINGLE

C1

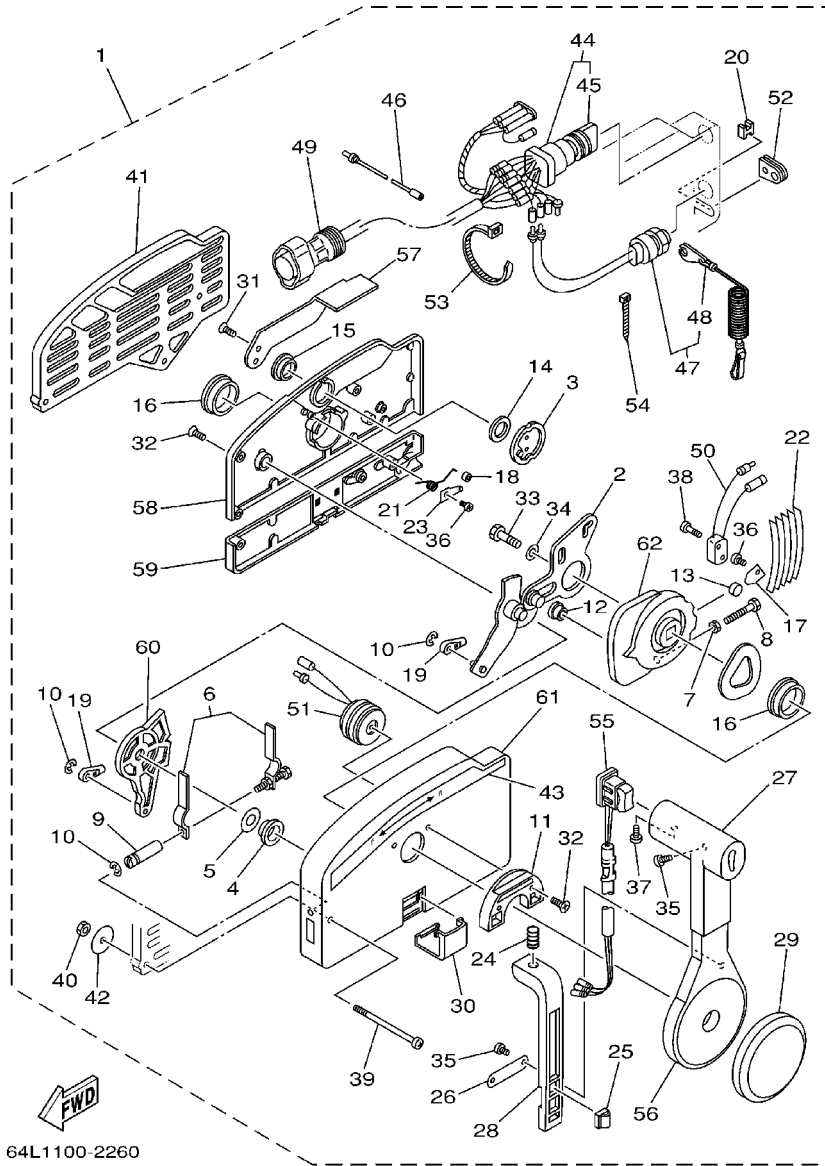
FIG. 29 REMOTE CONTROL ASSY 1 CONTROL REMOTO COMPL. 1



64L1100-2260

REF. NO.	PART NO. CODIGO NO.	DESCRIPTION DESCRIPTION	150A	175A	200A	L150	L200	REMARKS OBSERVACION
28	703-48223-00	.LOCK, NEUTRAL .CERRADURA NEUTRO	1	1	1			
29	703-48225-00	.COVER .CUBIERTA	1	1	1			
30	703-48219-00	.COVER, LEAD .CUBIERTA	1	1	1			
31	703-48281-00	.SCREW .TORNILLO 1	2	2	2			
32	703-48282-00	.SCREW .TORNILLO 2	7	7	7			
33	97380-08030	.BOLT .TORNILLO HEXAGONAL	1	1	1			
34	92990-08600	.WASHER, PLATE .ARANDELA PLANA	1	1	1			
35	98580-04010	.SCREW, PAN HEAD .TORNILLO DE CABEZA CRUZADA	3	3	3			
36	98580-04006	.SCREW, PAN HEAD .TORNILLO DE CABEZA CRUZADA	2	2	2			
37	98580-05010	.SCREW, PAN HEAD .TORNILLO DE CABEZA CRUZADA	1	1	1			
38	98580-03015	.SCREW, PAN HEAD .TORNILLO DE CABEZA CRUZADA	2	2	2			
39	703-48291-10	.SCREW (M6) .TORNILLO (M6)	3	3	3			
40	95380-06600	.NUT, HEXAGON .TUERCA	3	3	3			
41	703-48293-10	.SPACER, REMOTE CONTROL .ESPACIADOR	1	1	1			SINGLE
42	701-48287-00	.WASHER .ARANDELA	3	3	3			
43	703-48215-00	.GRAPHIC .CALCOMANIA 1	1	1	1			
44	703-82510-43	.MAIN SWITCH ASSY .CONJUNTO DE LLAVE IGNICION	1	1	1			
45	703-82577-00	.CAP, KEY .TAPA	1	1	1			
46	703-82531-00	.WIRE, LEAD .CABLE CONDUCTOR	1	1	1			
47	688-82575-01	.ENGINE STOP SWITCH ASSY .INTERRUPTOR DE PARADA COMPL	1	1	1			
48	682-82556-00	.STOPPER .RETENER	1	1	1			
49	688-8258A-20	.EXTENSION, WIRE HARNESS .EXTENSION, ARNES DE CABLES	1	1	1			L:5M (10P)
50	703-82540-00	.NEUTRAL SWITCH ASSY .INTERRUPTOR NEUTRAL COMPL	1	1	1			
51	703-83383-02	.BUZZER .ZUMBADOR	1	1	1			
52	703-48284-00	.GROMMET .TAPON 1	1	1	1			
53	703-82591-00	.BAND .BANDA	1	1	1			
54	703-82592-00	.BAND .BANDA	1	1	1			

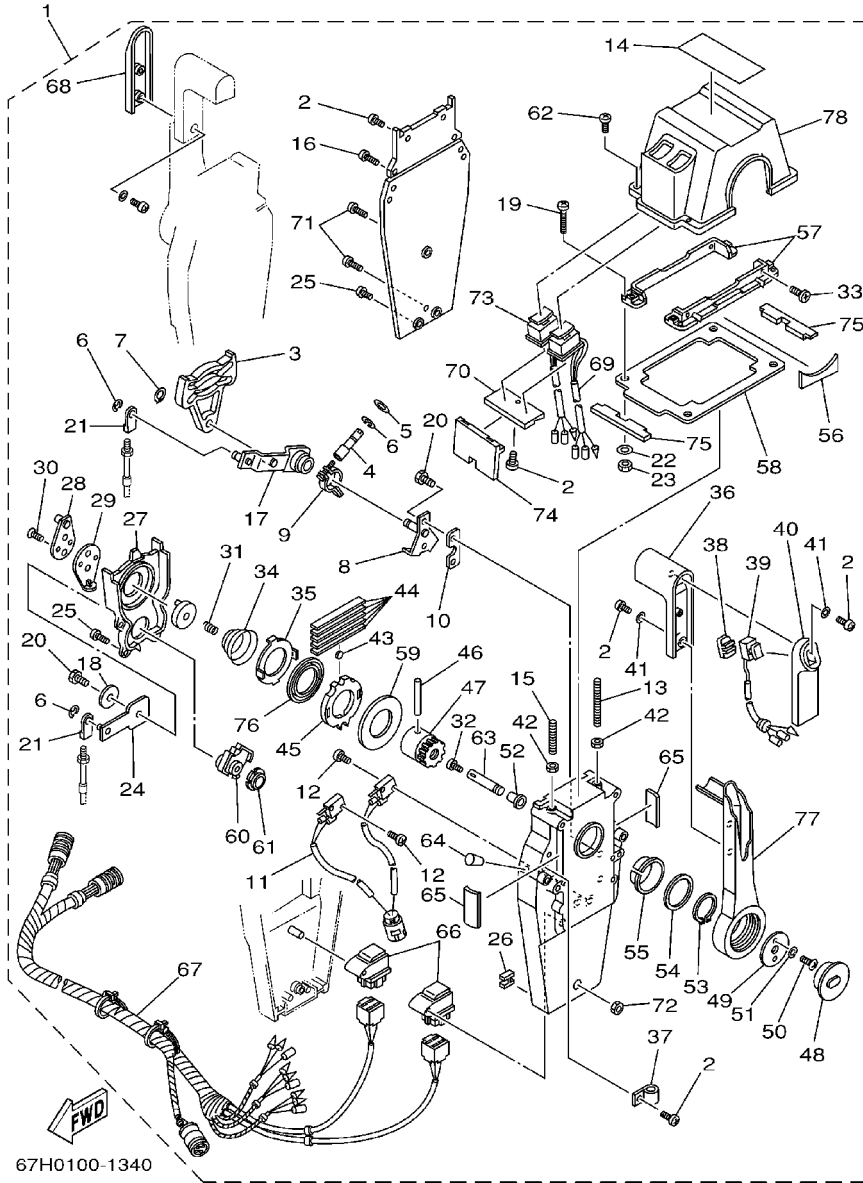
FIG. 29 REMOTE CONTROL ASSY 1 CONTROL REMOTO COMPL. 1



64L1100-2260

REF. NO.	PART NO. CODIGO NO.	DESCRIPTION DESCRIPTION	150A	175A	200A	L150	L200	REMARKS OBSERVACION
55	703-82563-02	.TRIM & TILT SWITCH ASSY .INTERRUPTOR DE INCLINACION	1	1	1			WITH PT/T SW.
56	703-48221-00	.LEVER, CONTROL .PALANCA CONTROL	1	1	1			
57	703-48152-00	.KNOB, FREE ACCEL. .PERILLA	1	1	1			
58	703-48212-00	.BACK PLATE 1 .PLACA TRASERA 1	1	1	1			
59	703-48213-00	.BACK PLATE 2 .PLACA TRASERA 2	1	1	1			
60	703-48271-00	.ARM, SHIFT .BRAZO CAMBIADOR	1	1	1			
61	703-48211-01	.HOUSING,1 .CAJA	1	1	1			
62	703-48232-00	.GEAR .ENGRANAJE 1	1	1	1			

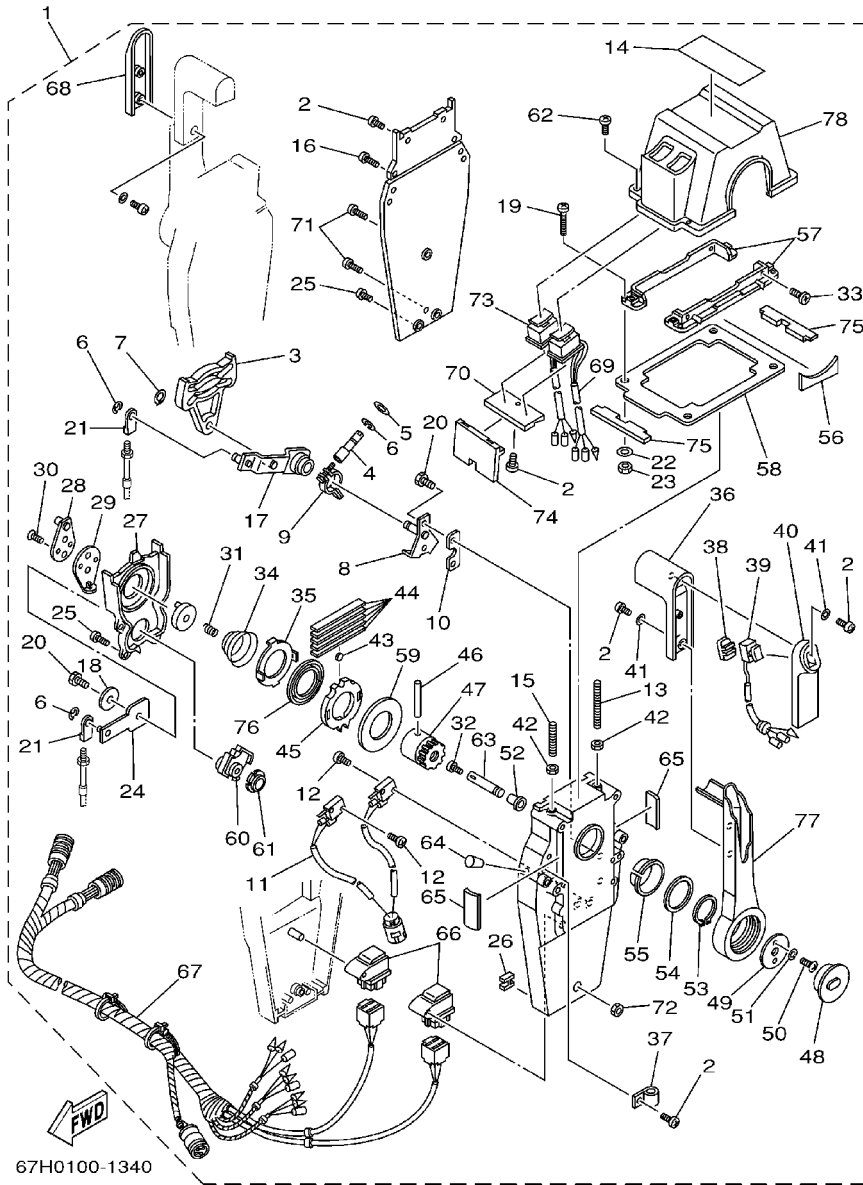
FIG. 30 REMOTE CONTROL ASSY 2 CONTROL REMOTO COMPL. 2



67H0100-1340

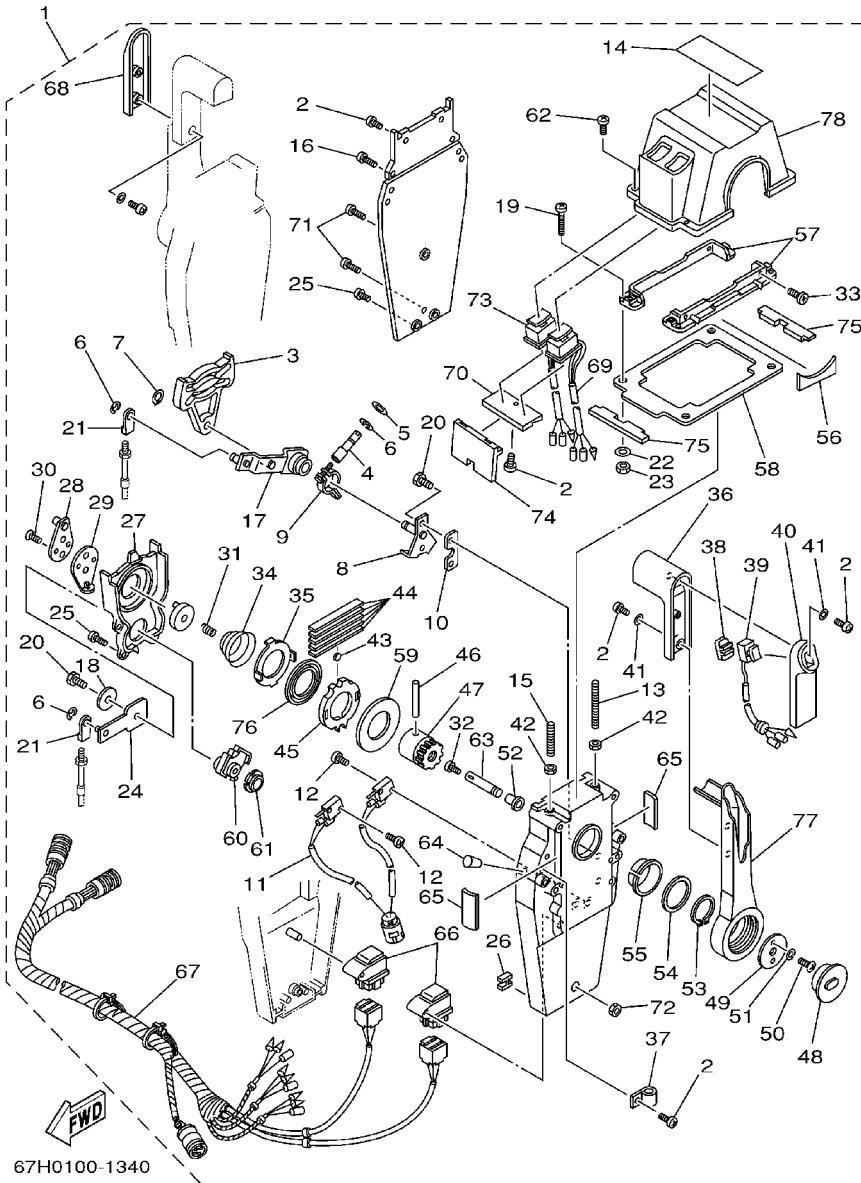
REF. NO.	PART NO. CODIGO NO.	DESCRIPTION DESCRIPTION	150A	175A	200A	L150	L200	REMARKS OBSERVACION
1	704-48207-23	REMOTE CONTROL ASSY COMANDO REMOTO				1	1	AP WITH PT/T SW.
2	97890-05016	.SCREW, PAN HEAD .TORNILLO				12	12	
3	EL8-48251-00	.PLATE, CAM .PLACA, LEVA				2	2	
4	704-48265-00	.SHAFT, FRICTION .EJE FRICCION				2	2	
5	701-48246-00	.SPACER .ESPACIADOR				2	2	
6	93430-06024	.CIRCLIP .SEGURO				8	8	
7	EL8-48259-00	.CIRCLIP 1 .SEGURO				2	2	
8	704-48262-00	.SHAFT, THROTTLE .EJE DE ACELERADOR				2	2	
9	704-48264-00	.THROTTLE, FRICTION .FRICCION ACELERADOR				2	2	
10	704-48266-00	.SPACER .ESPACIADOR 2				2	2	
11	704-82540-10	.NEUTRAL SWITCH ASSY .INTERRUPTOR NEUTRAL COMPL				1	1	
12	6A5-48129-10	.SCREW 3 .TORNILLO 3				4	4	
13	EL8-48281-00	.SCREW .TORNILLO 1				2	2	
14	704-48215-10	.GRAPHIC .CALCOMANIA 1				1	1	
15	704-48281-00	.SCREW .TORNILLO 1				2	2	
16	97890-05025	.SCREW, PAN HEAD .TORNILLO				4	4	
17	704-48261-00	.ARM, THROTTLE .BRAZO ACELERADOR				2	2	
18	EL8-48191-00	.WASHER 1 .ARANDELA				2	2	
19	704-48283-00	.SCREW .TORNILLO 3				4	4	
20	97380-06018	.BOLT .TORNILLO HEXAGONAL				6	6	
21	703-48345-01	.CABLE END, REMOTE CONTROL 2 .TERMINAL CABLE DE CONTROL REM				4	4	
22	704-48287-00	.WASHER .ARANDELA				4	4	
23	95380-05600	.NUT .TUERCA				4	4	
24	EL8-48271-00	.ARM, SHIFT .BRAZO CAMBIADOR				2	2	
25	EL8-48127-00	.SCREW 1 .TORNILLO 1				16	16	
26	703-48358-00	.ANCHOR, CABLE .ABRAZADERA CABLE				2	2	
27	EL8-48231-00	.HOUSING, GEAR .CAJA, ENGRANAJE				2	2	

FIG. 30 REMOTE CONTROL ASSY 2 CONTROL REMOTO COMPL. 2



REF. NO.	PART NO. CODIGO NO.	DESCRIPTION DESCRIPTION	150A	175A	200A	L150	L200	REMARKS OBSERVACION
28	EL8-48241-00	.ARM, DRIVE .BRAZO,MANDO				2	2	
29	EL8-48254-00	.STOPPER, THROTTLE ADJUSTING .TAPON				2	2	
30	92780-06020	.SCREW, FLAT HEAD .TORNILLO CABEZA PLANA				4	4	
31	EL8-48158-00	.SPRING 1 .RESORTE 1				2	2	
32	98580-04006	.SCREW, PAN HEAD .TORNILLO DE CABEZA CRUZADA				2	2	
33	98780-05018	.SCREW, FLAT HEAD .TORNILLO CABEZA PLANA				4	4	
34	EL8-48244-00	.SPRING, FREE ACCEL. .RESORTE ACELERADOR LIBRE				2	2	
35	EL8-48245-00	.PLATE, LOCK .PLACA CERRADURA				2	2	
36	704-48222-00	.GRIP, CONTROL LEVER .MANGO DE PALANCA CONTROL				2	2	
37	704-82594-00	.CLAMP .GRAMPA				1	1	
38	704-48228-00	.HOLDER, SWITCH .MORDAZA				1	1	
39	704-82563-31	.TRIM & TILT SWITCH ASSY .INTERRUPTOR DE INCLINACION				1	1	
40	704-48229-00	.GRIP, CONTROL LEVER .MANGO DE PALANCA CONTROL 2				1	1	
41	92990-05300	.WASHER, INTERNAL TOOTH .ARANDELA PLANA				6	6	
42	95380-06600	.NUT, HEXAGON .TUERCA				4	4	
43	701-48248-00	.ROLLER, FREE ACCEL. .RODILLO ACELERADOR LIBRE				2	2	
44	703-48238-00	.SPRING, DETENT .RESORTE				10	10	
45	EL8-48232-00	.GEAR 1 .ENGRANAJE 1				2	2	
46	EL8-48164-00	.PIN 2 .PASADOR 2				2	2	
47	704-48242-00	.SHAFT, DRIVE .EJE, PROPULSION				2	2	
48	704-48225-00	.COVER .CUBIERTA				2	2	
49	704-48192-00	.WASHER 2 .RONDANA 2				2	2	
50	97890-06018	.SCREW, PAN HEAD .TORNILLO				4	4	
51	92990-06300	.WASHER, INTERNAL TOOTH .ARANDELA PLANA				4	4	
52	702-48263-00	.BUSHING .BUJE 4				2	2	
53	EL8-48279-00	.CIRCLIP 2 .SEGURO2				2	2	
54	704-48193-00	.WASHER 3 .RONDANA 3				2	2	

FIG. 30 REMOTE CONTROL ASSY 2 CONTROL REMOTO COMPL. 2



67H0100-1340

REF. NO.	PART NO. CODIGO NO.	DESCRIPTION DESCRIPTION	150A	175A	200A	L150	L200	REMARKS OBSERVACION
55	EL8-48234-00	.BUSHING 1 .BUJE				2	2	
56	704-48219-00	.COVER, LEAD .CUBIERTA				2	2	
57	704-48144-00	.PLATE, STOPPER 2 .PLACA, RETEN 2				2	2	
58	704-48176-10	.GROMMET .TOPON				1	1	
59	703-48192-00	.WASHER 2 .RONDANA 2				2	2	
60	EL8-48233-00	.GEAR 2 .ENGRANAJE 2				2	2	
61	703-48235-00	.BUSHING .BUJE				2	2	
62	704-48282-00	.SCREW .TORNILLO 2				4	4	
63	EL8-48153-10	.SHAFT, FREE ACCEL. .EJE				2	2	
64	704-48166-00	.PLUG .TAPON				2	2	
65	704-48284-00	.GROMMET .TAPON 1				4	4	
66	704-81950-00	.RELAY ASSY .RELE COMPLETO				2	2	
67	704-82590-10	.WIRE HARNESS ASSY .CONJUNTO DE CABLES				1	1	
68	704-48229-10	.GRIP, CONTROL LEVER .MANGO DE PALANCA CONTROL 2				1	1	
69	704-82563-E0	.TRIM & TILT SWITCH ASSY .INTERRUPTOR DE INCLINACION				1	1	
70	704-48228-10	.HOLDER, SWITCH .MORDAZA				1	1	
71	704-48128-00	.SCREW 2 .TORNILLO 2				3	3	
72	704-48156-00	.NUT 1 .TUERCA 1				1	1	
73	704-82563-F0	.TRIM & TILT SWITCH ASSY .INTERRUPTOR DE INCLINACION				1	1	
74	704-48285-00	.GROMMET 2 .TAPON 2				1	1	
75	704-48286-00	.GROMMET 3 .TAPON 3				2	2	
76	704-48178-00	.PLATE, SHIFT .PLACA				2	2	
77	704-48221-00	.LEVER, CONTROL .PALANCA CONTROL				2	2	
78	704-48119-20	.COVER .CUBIERTA				1	1	

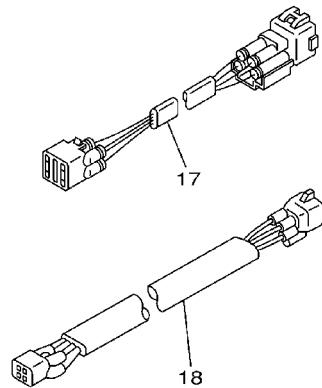
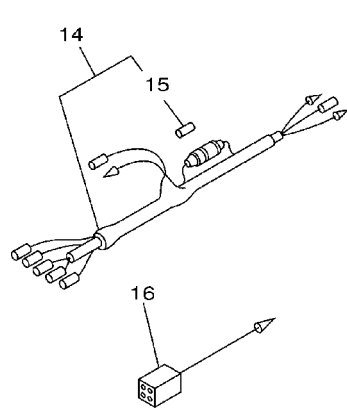
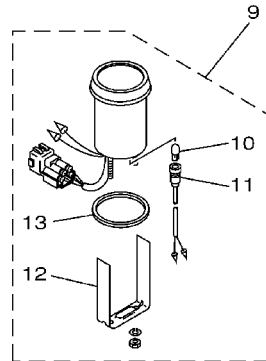
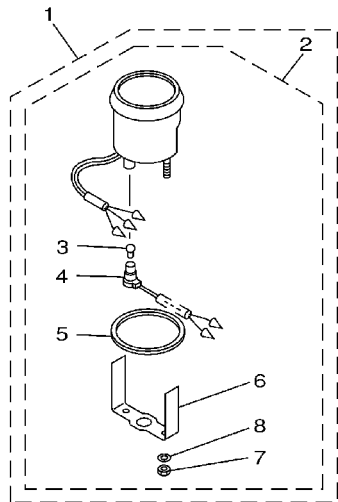


FIG. 31 METER

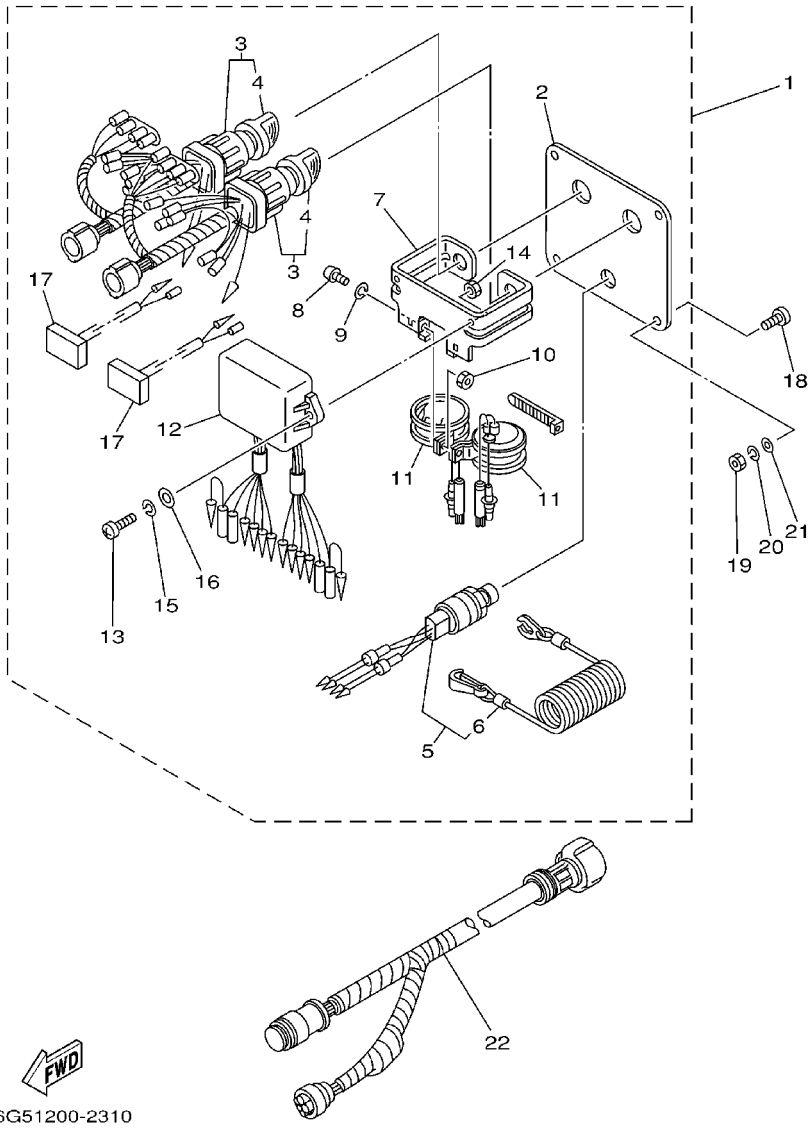
MEDIDOR

REF. NO.	PART NO. CODIGO NO.	DESCRIPTION DESCRIPTION	150A	175A	200A	L150	L200	REMARKS OBSERVACION
1	6Y5-W0080-12	TACHOMETER KIT JUEGO DE TACOMETRO	1	1	1	1	1	AP
2	6Y5-83540-14	.TACHOMETER ASSY .TACOMETRO COMPLETO	1	1	1	1	1	WITHOUT OIL LAMP
3	6Y5-83517-00	..BULB (12V-1.7W, T10) ..BOMBILLA (12V-1.7W, T10)	1	1	1	1	1	
4	6Y5-83536-10	..SOCKET, METER ..ENCASTRE DE MEDIDOR	1	1	1	1	1	
5	6Y5-83523-00	..DAMPER ..AMORTIGUADOR	1	1	1	1	1	
6	6Y5-83514-00	..PLATE, FITTING ..PLACA ACCESORIA	1	1	1	1	1	
7	95380-05600	..NUT ..TUERCA	2	2	2	2	2	
8	92990-05100	..WASHER, SPRING ..ARANDELA PLANA	2	2	2	2	2	
9	6Y5-83670-12	TRIM METER ASSY. MEDIDOR DE INCLINACION	1	1	1	1	1	AP
10	6Y5-83518-00	..BULB (12V-1.7W, T6.5) ..BOMBILLA (12V-1.7W, T6.5)	1	1	1	1	1	
11	6Y5-83536-00	..SOCKET, METER ..ENCASTRE DE MEDIDOR	1	1	1	1	1	
12	6Y5-83544-00	..PLATE, FITTING ..PLACA ACCESORIA	1	1	1	1	1	
13	688-83664-00	..DAMPER ..AMORTIGUADOR	1	1	1	1	1	
14	6Y5-83553-00	WIRE, LEAD CABLE CONDUCTOR	1	1	1	1	1	AP
15	1E6-82151-00	..FUSE (10A) ..FUSIBLE (10A)	1	1	1	1	1	
16	6Y5-82117-00	WIRE, LEAD (BLACK) CABLE, CONDUCTOR (NEGRO)	1	1	1	1	1	AP
17	6R3-82553-70	EXTENSION, WIRE LEAD CABLE	1	1	1			AP 4P,7M
	6R3-82553-80	EXTENSION, WIRE LEAD CABLE				1	1	AP 4P,8M
18	6R3-82553-30	EXTENSION, WIRE LEAD L=3000 CABLE				1	1	AP

6G51200-2300

FIG. 32 SWITCH. PANEL

PANEL DE INTERRUPTOR



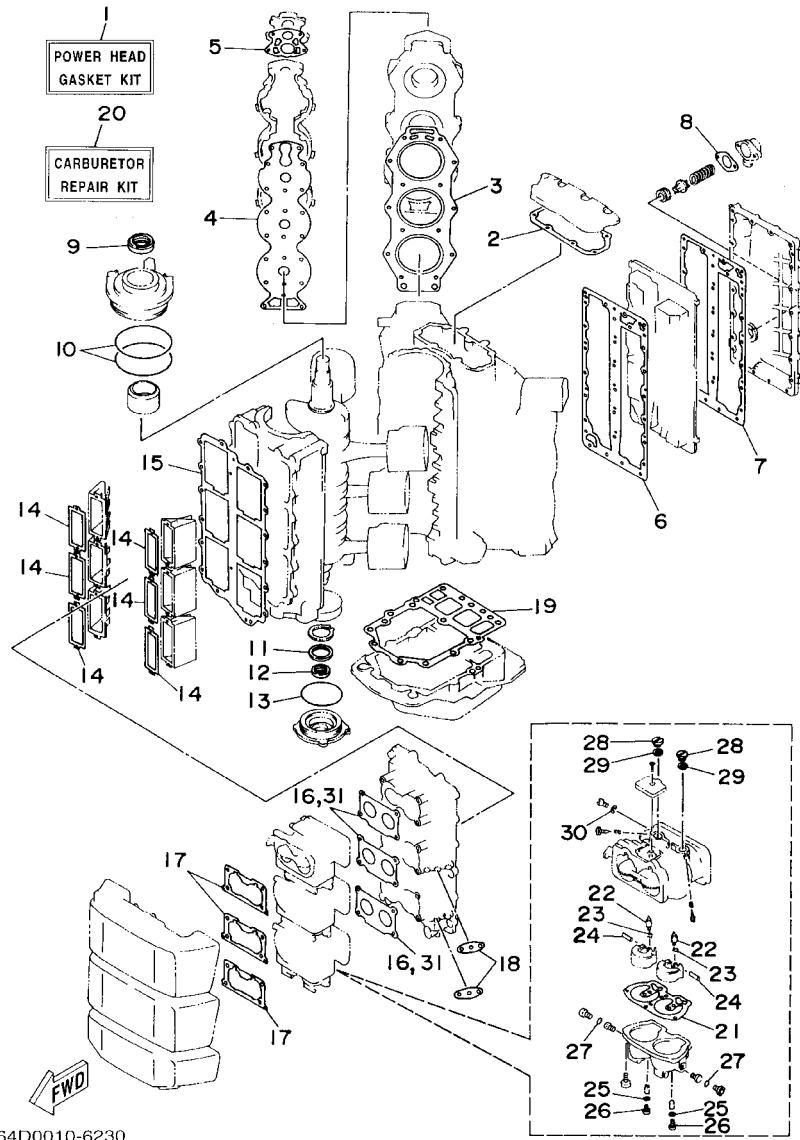
REF. NO.	PART NO. CODIGO NO.	DESCRIPTION DESCRIPTION	150A	175A	200A	L150	L200	REMARKS OBSERVACION
1	6K1-82570-07	PANEL SWITCH ASSY INTERRUPTOR DE PANEL COMPL.				1	1	AP
2	6K1-82571-01	.PANEL, SWITCH .PANEL DE INTERRUPTOR				1	1	
3	6K1-82510-06	.MAIN SWITCH ASSY .CONJUNTO DE LLAVE IGNICION				2	2	
4	703-82577-00	..CAP. KEY ..TAPA				1	1	
5	6K1-82575-00	.ENGINE STOP SWITCH ASSY ..INTERRUPTOR DE PARADA COMPL.				1	1	
6	682-82556-00	..STOPPER ..RETENER				1	1	
7	6K1-83614-01	.BRACKET .SOPORTE				1	1	
8	98980-05010	.SCREW, BIND .TORNILLO DE AJUSTE				2	2	
9	92990-05100	.WASHER, SPRING .ARANDELA PLANA				2	2	
10	95380-05600	.NUT .TUERCA				2	2	
11	688-83383-11	.BUZZER .ZUMBADOR				2	2	
12	6K1-85830-01	.CONTROL UNIT ASSY .UNIDAD CONTROL				1	1	
13	98980-06020	.SCREW, BIND .TORNILLO DE AJUSTE				2	2	
14	95380-06600	.NUT, HEXAGON .TUERCA				2	2	
15	92990-06100	.WASHER, SPRING .ARANDELA PLANA				2	2	
16	92990-06600	.WASHER, PLATE .ARANDELA PLANA				2	2	
17	6K1-81980-00	.DIODE ASSY .RECTIFICADOR 2				2	2	
18	90149-05M05	SCREW TORNILLO DE REGLAJE				4	4	AP
19	95380-05600	NUT TUERCA				4	4	AP
20	92990-05100	WASHER, SPRING ARANDELA PLANA				4	4	AP
21	92990-05600	WASHER, PLATE ARANDELA PLANA				4	4	AP
22	6K1-8258A-40	EXTENSION, WIRE HARNESS EXTENSION, ARNES DE CABLES				2	2	AP



6G51200-2310

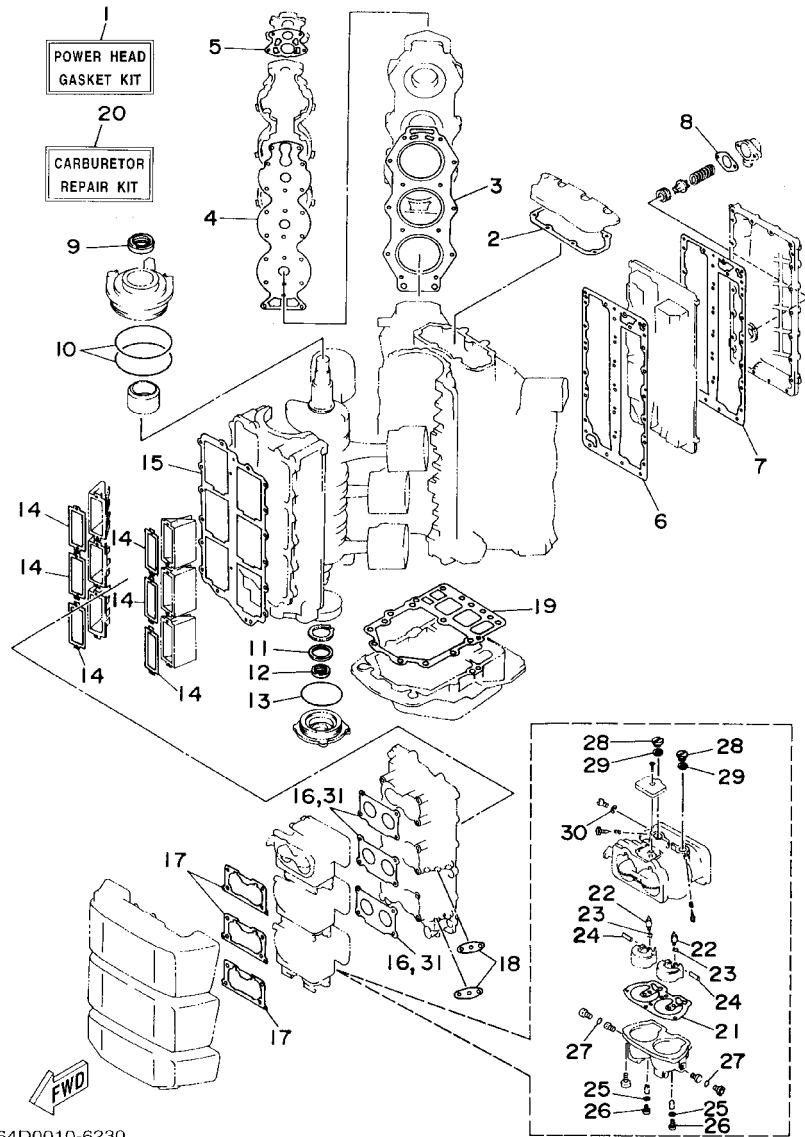
FIG. 33 REPAIR KIT 1

ESTUCHE REPARATION 1



64D0010-6230

REF. NO.	PART NO. CODIGO NO.	DESCRIPTION DESCRIPTION	150A	175A	200A	L150	L200	REMARKS OBSERVACION
1	6G5-W0001-10	POWER HEAD GASKET KIT JUEGO DE EMPAQUE	1	1	1	1	1	
2	6E5-11381-A2	.GASKET 1 .EMPAQUE 1	1	1	1	1	1	
3	6G5-11181-A2	.GASKET, CYLINDER HEAD 1 .JUNTA, DE CULATA 1	2	2	2	2	2	
4	6G5-11193-A0	.GASKET, HEAD COVER 1 .EMPAQUE	2	2	2	2	2	
5	688-12414-A1	.GASKET, COVER .EMPAQUE	2	2	2	2	2	
6	6G5-41112-A1	.GASKET, EXHAUST INNER COVER .EMPAQUE	1	1	1	1	1	
7	6G5-41114-A0	.GASKET, EXHAUST OUTER COVER .EMPAQUE	1	1	1	1	1	
8	6G5-11382-A1	.GASKET 2 .EMPAQUE 2	1	1	1	1	1	
9	93102-40M14	.OIL SEAL .RETEN DE ACEITE	1	1	1	1	1	
10	93211-04001	.O-RING .ANILLO EN O	2	2	2	2	2	
11	93102-35M61	.OIL SEAL .RETEN DE ACEITE	1	1	1	1	1	
12	93101-22M15	.OIL SEAL .RETEN DE ACEITE	1	1	1	1	1	
13	93210-74M35	.O-RING .JUNTA TORICA	1	1	1	1	1	
14	6E5-13621-A1	.GASKET, VALVE SEAT .JUNTA, DE VALV.DE EMPAQUE	6	6	6	6	6	
15	6G5-13645-A2	.GASKET, MANIFOLD 1 .EMPAQUE	1	1	1	1	1	
16	6E5-14198-A2	.GASKET .EMPAQUE	3	3	3	3	3	
17	6K7-14483-00	.GASKET .EMPAQUE	3	3	3	3	3	
18	650-24431-A0	.GASKET, FUEL PUMP 1 .EMPAQUE BOMBA COMBUST 1	2	2	2	2	2	
19	6G5-45113-A1	.GASKET, UPPER CASING .EMPAQUE	1	1	1	1	1	
20	64D-W0093-01	CARBURETOR REPAIR KIT KIT REPARACION CARBURADOR	1	1	1	1	1	
21	64D-14384-01	.GASKET, FLOAT CHAMBER .EMPAQUE DE CAMARA DE BOIA	1	1	1	1	1	
22	6E5-14546-00	.VALVE, NEEDLE .VALVULA DE AGUJA	2	2	2	2	2	
23	6E5-14159-00	.CLIP .PRESILLA	2	2	2	2	2	
24	6E5-14386-02	.PIN, FLOAT .PASADOR DE BOIA	2	2	2	2	2	
25	61U-14959-00	.GASKET .EMPAQUE	2	2	2	2	2	
26	64D-14394-00	.VALVE, DRAIN .VALVULA DE DRENAJE	2	2	2	2	2	
27	6E5-14398-01	.GASKET .EMPAQUE	2	2	2	2	2	



64D0010-6230

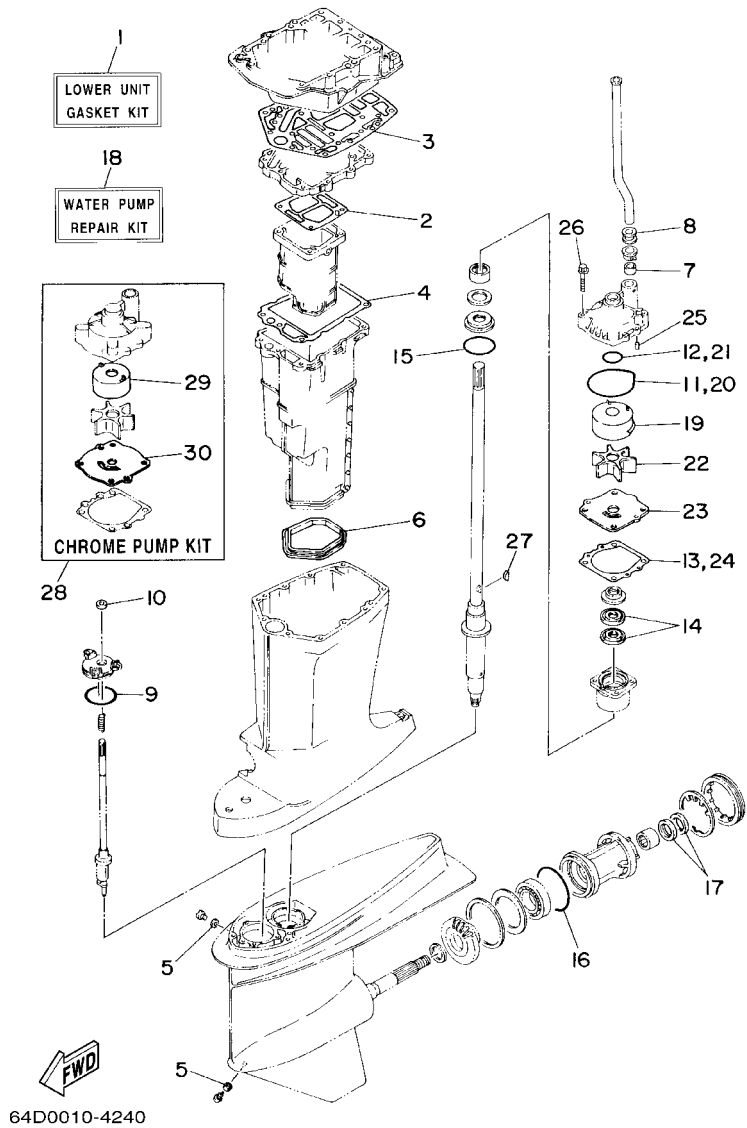
FIG. 33 REPAIR KIT 1

ESTUCHE REPARATION 1

REF. NO.	PART NO. CODIGO NO.	DESCRIPTION DESCRIPTION	150A	175A	200A	L150	L200	REMARKS OBSERVACION
28	6E5-14328-01	.PLUG .TORNILLO TOPE DE PILOTO	2	2	2	2	2	
29	6E5-14979-00	.GASKET .EMPAQUE DE ARRANQUE	2	2	2	2	2	
30	6J8-14959-00	.GASKET .EMPAQUE	1	1	1	1	1	
31	6E5-14198-A2	.GASKET .EMPAQUE	1	1	1	1	1	

FIG. 34 REPAIR KIT 2

ESTUCHE REPARATION 2

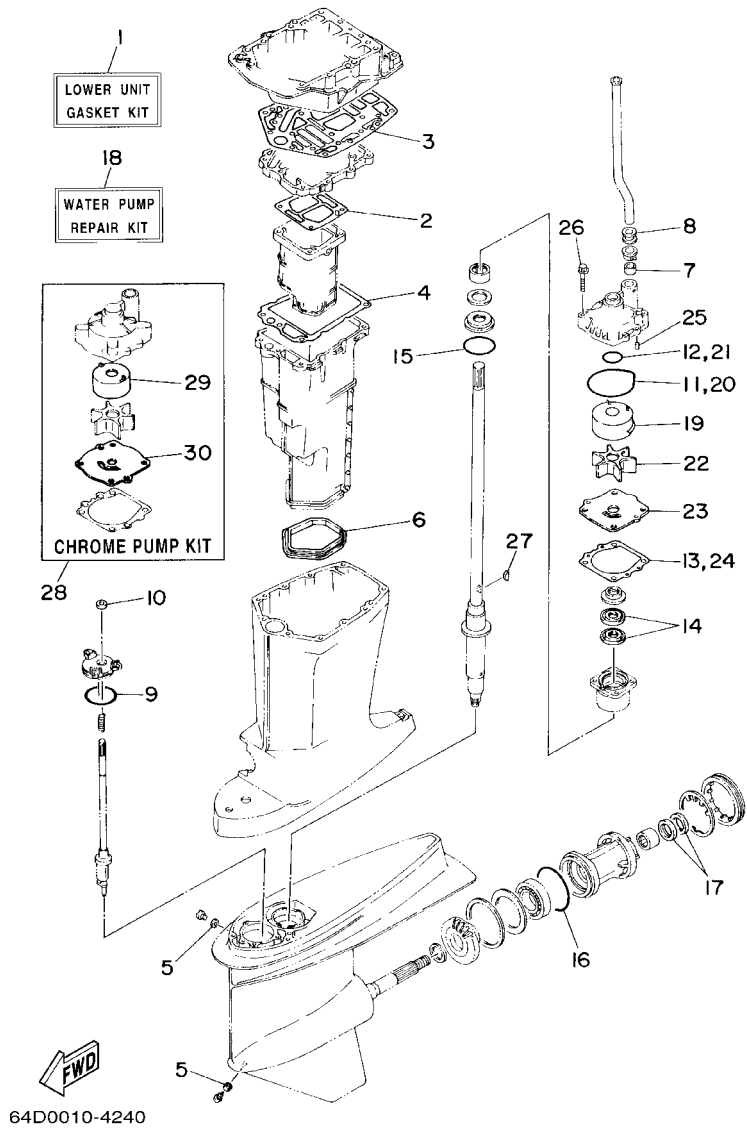


REF. NO.	PART NO. CODIGO NO.	DESCRIPTION DESCRIPTION	150A	175A	200A	L150	L200	REMARKS OBSERVACION
1	6G5-W0001-C1	LOWER UNIT GASKET KIT JUEGO DE EMPAQUE UNIDAD INFER	1	1	1	1	1	
2	6G5-41134-A1	.GASKET, EXHAUST MANIFOLD .EMPAQUE	1	1	1	1	1	
3	6G5-45114-A1	.GASKET, UPPER CASING .EMPAQUE	1	1	1	1	1	
4	6E5-41135-A0	.GASKET, EXHAUST MANIFOLD .EMPAQUE	1	1	1	1	1	
5	90430-08020	.GASKET JUNTA	2	2	2	2	2	
6	6E5-45123-00	.GASKET, MUFFLER .EMPAQUE SILENCIADOR	1	1	1	1	1	
7	6E5-44365-00	.DAMPER, WATER SEAL .HULE DE SELLO DE AGUA	1	1	1	1	1	
8	6E5-44366-00	.DAMPER, WATER SEAL .GOMA DEL SELLO DE AGUA	1	1	1	1	1	
9	93210-58144	.O-RING JUNTA TORICA	1	1	1	1	1	
10	93106-09014	.OIL SEAL .RETEN DE ACEITE	1	1	1	1	1	
11	93210-86M38	.O-RING JUNTA TORICA	1	1	1	1	1	
12	93210-37160	.O-RING JUNTA TORICA	1	1	1	1	1	
13	6E5-44315-A0	.GASKET, WATER PUMP .EMPAQUE	1	1	1	1	1	
14	93101-28M16	.OIL SEAL .RETEN DE ACEITE	2	2	2	2	2	
15	93210-55M14	.O-RING JUNTA TORICA	1	1	1	1	1	
16	93210-97M55	.O-RING JUNTA TORICA	1	1	1	1	1	
17	93101-30M17	.OIL SEAL .RETEN DE ACEITE	2	2	2	2	2	
18	61A-W0078-A3	WATER PUMP REPAIR KIT ESTUCHE REPARACION BOMBA AGUA	1	1	1	1	1	
19	61A-44322-02	.INSERT, CARTRIDGE .CARTUCHO	1	1	1	1	1	
20	93210-86M38	.O-RING JUNTA TORICA	1	1	1	1	1	
21	93210-37160	.O-RING JUNTA TORICA	1	1	1	1	1	
22	6E5-44352-01	.IMPELLER .IMPULSOR	1	1	1	1	1	
23	6G5-44323-00	.OUTER PLATE, CARTRIDGE .PLACA EXTERIOR DEL CARTUCHO	1	1	1	1	1	
24	6E5-44315-A0	.GASKET, WATER PUMP .EMPAQUE	1	1	1	1	1	
25	93606-12019	.PIN, DOWEL .PASADOR DE CLAVIJA	2	2	2	2	2	
26	90119-08M14	.BOLT, WITH WASHER .TORNILLO CON ARANDELA	4	4	4	4	4	
27	90280-04M05	.KEY, WOODRUFF .CUNA WOODRUFF	1	1	1	1	1	

FIG. 34 REPAIR KIT 2

ESTUCHE REPARATION 2

REF. NO.	PART NO. CODIGO NO.	DESCRIPTION DESCRIPTION	150A	175A	200A	L150	L200	REMARKS OBSERVACION
28	61A-W0078-2A	CHROME PUMP KIT ESTUCHE REPARACION BOMBA AGUA	1	1	1	1	1	
29	6R3-44322-42	.INSERT, CARTRIDGE .CARTUCHO	1	1	1	1	1	
30	6G5-44323-40	.OUTER PLATE, CARTRIDGE .PLACA EXTERIOR DEL CARTUCHO	1	1	1	1	1	



NUMERICAL INDEX
INDICE NUMERICO

PART NO. CODIGO NO.	REF. NO.	PART NO. CODIGO NO.	REF. NO.	PART NO. CODIGO NO.	REF. NO.	PART NO. CODIGO NO.	REF. NO.	PART NO. CODIGO NO.	REF. NO.	PART NO. CODIGO NO.	REF. NO.
6G5-W0001-C1	34 - 1	6R5-11633-10	3 - 24	6J8-14334-00	6 - 21	6E5-24304-10	7 - 1	64D-41111-00-1S	4 - 11	6G6-42677-40	1 - 18
6G5-W0001-10	33 - 1	6R5-11634-10	3 - 25	64D-14381-00	6 - 5	6E5-24305-04	8 - 6	6G5-41112-A1	4 - 12	6G4-42678-31	1 - 19
6E5-W0004-00	5 - 2	64D-11635-02	3 - 16	61A-14383-01	6 - 19		25 - 9		33 - 6	6G5-42678-31	1 - 19
6G5-W0070-31	1 - 20	64D-11635-22	3 - 18	64D-14384-01	6 - 4	6Y2-24305-04	25 - 11	6R3-41113-00-1S	4 - 14	6G6-42678-31	1 - 19
61A-W0078-A3	34 - 18	64D-11636-02	3 - 16		33 - 21	6Y2-24306-A2	8 - 1	6G5-41114-A0	4 - 13	64D-42678-30	1 - 22
61A-W0078-2A	34 - 28	64D-11636-22	3 - 18	6E5-14385-02	6 - 6	6Y2-24306-07	25 - 8		33 - 7	6G5-42681-31	1 - 23
6Y5-W0080-12	31 - 1	64D-11642-02-90	3 - 20	6E5-14386-02	6 - 9	6G5-24313-01	7 - 3	6G5-41131-01-5B	20 - 20	6G5-42682-31	1 - 24
60H-W0090-00-1S	2 - 1	64D-11642-22-90	3 - 22		33 - 24	6G5-24314-10	7 - 20	6G5-41131-10-5B	20 - 20	6E5-42711-43-8D	14 - 1
64C-W0090-03-1S	2 - 1	64D-11645-02	3 - 20	64D-14394-00	6 - 12	6E5-24315-00	7 - 25	64D-41132-00-5B	20 - 24	648-42715-00	15 - 49
64D-W0090-03-1S	2 - 1	64D-11645-22	3 - 22		33 - 26	6G5-24315-00	7 - 24	64D-41132-10-5B	20 - 24	6E5-42716-10	14 - 36
64D-W0093-01	33 - 20	64D-11646-02	3 - 20	647-14395-60	5 - 29	6G5-24316-10	7 - 43	6G5-41134-A1	20 - 25	6E5-42724-00	20 - 11
656-W2810-02	7 - 54	64D-11646-22	3 - 22	6E5-14398-01	6 - 17	6G5-24317-01	7 - 48		34 - 2	6E5-42725-00	14 - 15
6G5-11111-04-1S	4 - 1	60H-11650-00	3 - 26		33 - 27	6G5-24318-10	7 - 49	6E5-41135-A0	20 - 32	688-42726-10	14 - 24
6E5-11119-01	2 - 18	6E5-12411-30	4 - 7	6G5-1441K-00	5 - 27	6G5-24319-10	7 - 50		34 - 4	6E5-42738-01-5B	14 - 16
6G5-11181-A2	4 - 2	688-12413-00-1S	4 - 8	6R3-14440-02	5 - 26	6Y1-24329-00	25 - 5	6G5-41137-02-94	20 - 10	6E5-42741-01-4D	14 - 26
	33 - 3	688-12414-A1	4 - 9	6K7-14483-00	5 - 30	6E5-24351-01	8 - 3	6G5-41211-01	15 - 29	6H4-42748-00	14 - 2
6G5-11191-00-1S	4 - 4		33 - 5		33 - 17	6E5-24351-50	25 - 14	6G5-41213-00	15 - 32	6E5-42761-00-1S	2 - 23
6G5-11193-A0	4 - 5	6G5-12416-00	4 - 18	624-14485-00	5 - 7	6Y2-24360-02	25 - 16	6G5-41217-01	5 - 21	6E5-42762-00-1S	2 - 24
	33 - 4	6G5-12576-00	4 - 24	6G5-14488-02	9 - 22	61J-24360-10	8 - 5	662-41237-01	15 - 25	6E5-42769-00	20 - 5
6R3-1131M-01	2 - 14	6G5-12581-00	20 - 12	6E5-14527-01	6 - 27	6E5-24367-01	14 - 30		15 - 31	6E5-42771-01-4D	14 - 27
6E5-11325-00	2 - 12	6E5-13610-00	5 - 1	6E5-14546-00	6 - 7	6E5-24367-10	14 - 33	6E5-41256-01	5 - 22	6G5-42791-00	14 - 41
6E5-11370-01	5 - 8	6G5-13610-00	5 - 1		33 - 22	6G5-24376-00	7 - 46	661-41262-02	5 - 23	6G5-42791-10	14 - 41
646-11370-01	2 - 5	6E5-13621-A1	5 - 3	6E5-14711-01-5B	20 - 28	6G5-24377-00	7 - 47	6E5-41271-02	5 - 24	6R3-42791-41	20 - 2
6E5-11371-00-1S	2 - 20		33 - 14	6E5-14711-10-5B	20 - 28	6E5-24378-00	7 - 23	689-41273-00	5 - 25	6R3-42792-41	20 - 3
6G5-11372-00-1S	4 - 22	6G5-13641-00-1S	5 - 6	64D-14721-20-5B	20 - 37	650-24378-00	4 - 15	688-41611-00	9 - 11	688-42815-01-4D	14 - 3
624-11379-00	2 - 3	6G5-13645-A2	5 - 17	64D-14721-30-5B	20 - 37	6E5-24410-03	7 - 27	688-41612-00	9 - 12	6E5-42816-01	14 - 10
6E5-11381-A2	2 - 21		33 - 15	6E5-14737-00	20 - 29	6E5-24411-00	7 - 32	6G5-41631-01-1S	15 - 9	6G5-42816-00	14 - 9
	33 - 2	6E5-14159-00	6 - 8	64D-1492E-75	6 - 13	6E5-24412-10	7 - 39	61H-41632-02-1S	15 - 6	688-42816-00	14 - 4
6G5-11382-A1	4 - 21		33 - 23	64D-1492E-76	6 - 14	6E5-24413-00	7 - 29	6G5-41636-01	15 - 23	6E5-42817-01-4D	14 - 8
	33 - 8	6E5-14198-A2	5 - 19	64D-1492E-77	6 - 15	6A0-24421-01	7 - 36	6E5-42510-05-8D	17 - 10	64E-43111-02-8D	16 - 1
6R3-11397-01	2 - 15		33 - 16	64D-1492E-79	6 - 16	6E5-24423-00	7 - 34	6E5-42510-25-8D	17 - 10	64E-43112-02-8D	16 - 9
6G5-11411-02	3 - 1		33 - 31	64D-1492F-42	6 - 10	648-24424-00	7 - 33	624-42542-00	9 - 20	64E-43126-00	16 - 37
6E5-11447-00	3 - 2	6E5-14223-00	6 - 25	61A-1492H-12	6 - 18	650-24431-A0	7 - 40	6G4-42610-60-4D	1 - 1	64E-43131-01	16 - 15
663-11518-01	2 - 4	64C-14301-01	6 - 1	6J8-14959-00	6 - 30		33 - 18	6G5-42610-60-4D	1 - 1	64E-43139-02	17 - 1
64D-11603-01	3 - 17	64D-14301-01	6 - 1		33 - 30	6E5-24434-02	7 - 35	6G6-42610-60-4D	1 - 1	6G5-43144-00	16 - 27
	3 - 19	64E-14301-01	6 - 1	61U-14959-00	6 - 11	6E5-24435-00	7 - 31	6G5-42613-00-4D	1 - 15	6E5-43145-01	26 - 8
	3 - 21	64C-14302-01	6 - 2		33 - 25	6E5-24444-00	7 - 28	6E5-42615-00	1 - 14	6G5-43148-00	16 - 32
	3 - 23	64D-14302-01	6 - 2	6E5-14979-00	6 - 23	6E5-24471-00	7 - 30	6E5-42617-00	1 - 11	6G5-43181-02	16 - 29
64D-11604-01	3 - 17	64E-14302-01	6 - 2		33 - 29	68F-24521-00	7 - 6	6G5-42619-00	1 - 12	6G5-43185-02	16 - 30
	3 - 19	64C-14303-01	6 - 3	60H-15100-00-1S	2 - 2	65L-24531-01	7 - 7	6G5-42627-00	1 - 13	64E-43311-10-8D	16 - 22
	3 - 21	64D-14303-01	6 - 3	64C-15100-22-1S	2 - 2	65L-24558-00	7 - 11	6E5-42647-00-94	1 - 2	64E-43311-20-8D	16 - 22
	3 - 23	64E-14303-01	6 - 3	64D-15100-22-1S	2 - 2	60H-24560-00	7 - 5	6E5-42649-01-94	1 - 3	61A-43376-00	17 - 8
64D-11605-01	3 - 17	6E5-14321-00	6 - 20	6E5-15163-00-1S	3 - 3	61A-24563-00	7 - 9		1 - 7	64E-4380F-00	19 - 33
	3 - 19	6E5-14323-03	6 - 24	6G5-15359-00-94	3 - 11	61A-24564-00	7 - 8	688-42652-00	1 - 8	64E-4380J-00	19 - 30
	3 - 21	6E5-14324-00	6 - 29	6YJ-24167-00	25 - 7	61U-24566-01	7 - 15	663-42662-00	1 - 4	64E-43800-02-4D	18 - 1
	3 - 23	6A0-14325-00	7 - 37	6YJ-24201-10	25 - 1	6YJ-24201-01	25 - 2	6G5-4267A-31	1 - 21	64E-43802-00	19 - 8
64D-11631-02-90	3 - 16	6E5-14328-01	6 - 22	6Y1-24260-12	25 - 3	68F-24649-00	7 - 10	6G4-42677-40	1 - 18	64E-43805-00	19 - 37
64D-11631-22-90	3 - 18		33 - 28	6Y1-24268-00	25 - 6	6A1-28176-00	14 - 42	6G5-42677-40	1 - 18	64E-4381G-00	18 - 27

NUMERICAL INDEX
INDICE NUMERICO

PART NO. CODIGO NO.	REF. NO.	PART NO. CODIGO NO.	REF. NO.	PART NO. CODIGO NO.	REF. NO.	PART NO. CODIGO NO.	REF. NO.	PART NO. CODIGO NO.	REF. NO.	PART NO. CODIGO NO.	REF. NO.
64E-43810-00	18 - 6	64E-4388E-00	18 - 25	6E5-44366-00	24 - 1	6K1-45371-02	24 - 12	6G5-45577-02-30	21 - 65	6E5-45972-10	22 - 23
6E5-43814-02	18 - 13	64E-4388E-10	19 - 1		34 - 8	64D-45375-00	20 - 39		23 - 66	6G5-45972-02-98	22 - 22
64E-43816-00	19 - 17	64E-4388J-00	18 - 3	6E5-44391-00	14 - 14	688-45375-00	21 - 11	6G5-45577-02-40	21 - 65	6K1-45972-01-98	24 - 19
64E-43817-00	18 - 5	64E-43880-01	19 - 28	6E5-44511-00-5B	17 - 38		23 - 12		23 - 66	6E5-45974-10	22 - 23
64E-43817-10	19 - 19	64E-43883-00	18 - 11	6J9-44514-00-94	17 - 31	64D-45376-00-94	21 - 10	6G5-45577-02-50	21 - 65	6G5-45974-03-98	22 - 22
64E-43818-01	18 - 32	64E-43891-00	19 - 31	6G5-44526-00	16 - 3		23 - 11		23 - 66	6K1-45974-02-98	24 - 19
64E-4382G-00	18 - 29	64E-43892-00	19 - 34	68F-44533-00	2 - 25	663-45376-00-94	21 - 10	6K1-45578-01-10	23 - 62	6E5-45976-10	22 - 23
64E-43820-00	18 - 15	6E5-43896-00	19 - 9	6G5-44551-01-8D	17 - 13	6E5-45378-00	21 - 12	6K1-45578-01-12	23 - 62	6G5-45976-01-98	22 - 22
64E-43821-00	18 - 16	64E-43897-00	18 - 24	6E5-44552-01-94	17 - 24	6J8-45378-00	23 - 13	6K1-45578-01-15	23 - 62	6E5-45978-10	22 - 23
64E-43822-00	18 - 17	64E-43898-00	18 - 7	6E5-44553-01-8D	17 - 27	6G5-45383-01	21 - 68	6K1-45578-01-18	23 - 62	6G5-45978-03-98	22 - 22
64E-43825-01	18 - 2	6E5-44117-00-1S	15 - 36	6J9-44555-00-94	17 - 16		23 - 68	6K1-45578-01-30	23 - 62	6K1-45978-02-98	24 - 19
64E-43827-00	19 - 22	6E5-44118-01-94	15 - 44	6E5-44575-00	17 - 15	6G5-45384-00	21 - 69	6K1-45578-01-40	23 - 62	6E5-45987-01	22 - 17
64E-43828-00	18 - 22	6E5-44120-03	15 - 51	663-44575-00	17 - 37		23 - 69	6K1-45578-01-50	23 - 62		24 - 14
64E-43829-00	18 - 23	6E5-44120-23	15 - 51	6E5-45111-02-8D	20 - 1	6G5-45501-01	21 - 43	6E5-45587-01-10	21 - 37	6E5-45994-10	22 - 25
64E-43830-00	19 - 4	68F-44121-00	15 - 38	6E5-45111-23-8D	20 - 1	6G5-45501-21	21 - 43		23 - 36	688-45997-01	22 - 18
64E-43831-00	19 - 2	6E5-44122-00	15 - 39	6G5-45113-A1	20 - 14		23 - 42	6E5-45587-01-12	21 - 37		24 - 15
64E-4384J-00	18 - 18	6G5-44150-02	21 - 19		33 - 19	6G5-45536-01	21 - 9		23 - 36	704-48119-20	30 - 78
64E-43841-00	19 - 7	6K1-44150-01	23 - 18	6G5-45114-A1	20 - 21		23 - 10	6E5-45587-01-15	21 - 37	EL8-48127-00	30 - 25
64E-43843-00	19 - 6	688-44194-00	15 - 14		34 - 3	6G5-45551-10	21 - 44		23 - 36	704-48128-00	30 - 71
64E-43843-10	19 - 38		15 - 28	663-45119-00	16 - 14		23 - 43	6E5-45587-01-18	21 - 37	6A5-48129-10	30 - 12
64E-43850-00	19 - 15	61A-44311-01	21 - 22		16 - 25	6G5-45560-10	21 - 46		23 - 36	704-48144-00	30 - 57
64E-43851-00	19 - 11		23 - 21	6E5-45123-00	20 - 31	6K1-45560-01	23 - 45	6E5-45587-01-30	21 - 37	703-48152-00	29 - 57
64E-43855-00	19 - 14	6E5-44312-00	21 - 27		34 - 6	6G5-45567-01-10	21 - 5		23 - 36	EL8-48153-10	30 - 63
6E5-43858-00	18 - 28		23 - 26	64D-45123-00	20 - 38		23 - 6	6E5-45587-01-40	21 - 37	703-48153-00	29 - 3
64E-43858-00	19 - 12	6E5-44315-A0	21 - 31	6E5-45155-00	20 - 4	6G5-45567-01-12	21 - 5		23 - 36	704-48156-00	30 - 72
	19 - 18		23 - 30	6J9-45214-00	22 - 8		23 - 6	6E5-45587-01-50	21 - 37	EL8-48158-00	30 - 31
72X-43858-00	19 - 5		34 - 13		24 - 8	6G5-45567-01-15	21 - 5		23 - 36	EL8-48164-00	30 - 46
64E-43859-00	19 - 13		34 - 24	6J9-45215-00	22 - 9		23 - 6	6J9-45611-01	21 - 48	704-48166-00	30 - 64
6H1-4386K-10	19 - 29	6R3-44322-42	21 - 23		24 - 9	6G5-45567-01-18	21 - 5	6K1-45611-10	23 - 47	704-48176-10	30 - 58
64E-43860-00	19 - 20		23 - 22	6G5-45251-02	16 - 2		23 - 6	6G5-45631-10	21 - 56	704-48178-00	30 - 76
6E5-43862-00	18 - 10		34 - 29	6G5-45300-16-8D	21 - 1	6G5-45567-01-30	21 - 5		23 - 55	703-48189-00	29 - 17
	18 - 14	61A-44322-02	34 - 19	6G5-45300-26-8D	21 - 1		23 - 6	6E5-45633-01	21 - 57	EL8-48191-00	30 - 18
6G5-43863-00	19 - 10	6G5-44323-00	34 - 23	6K1-45300-25-8D	23 - 1	6G5-45567-01-40	21 - 5		23 - 56	703-48192-00	30 - 59
6E5-43864-00	18 - 20	6G5-44323-40	21 - 30	6J9-45301-05-8D	21 - 2		23 - 6	6E5-45634-01	21 - 50	704-48192-00	30 - 49
6G5-43864-00	18 - 19		23 - 29		23 - 2	6G5-45567-01-50	21 - 5		23 - 49	704-48193-00	30 - 54
6G5-43865-00	19 - 35		34 - 30	6E5-45318-00	20 - 35		23 - 6	6E5-45641-02	21 - 49	703-48198-00	29 - 14
64E-43865-00	19 - 16	6E5-44352-01	21 - 28	6E5-45321-00	21 - 15	6K1-45570-20	23 - 59	6K1-45641-01	23 - 48	703-48205-17	28 - 1
64E-43866-00	18 - 9		23 - 27		23 - 14	6G5-45571-02	21 - 60	6G5-45930-00-98	22 - 22		29 - 1
64E-43867-00	18 - 8		34 - 22	6E5-45331-00-94	21 - 34	6G5-45576-10	21 - 61	6G5-45932-00-98	22 - 22	704-48207-23	28 - 2
64E-43868-00	19 - 3	6E5-44361-00	22 - 2		23 - 33	6K1-45576-00	23 - 60	6G5-45941-01-98	22 - 22		30 - 1
64E-43869-00	18 - 26	6E5-44361-20	22 - 2	6J9-45332-00-94	21 - 58	6G5-45577-02-10	21 - 65	6G5-45945-01-98	22 - 22	703-48211-01	29 - 61
64E-4387A-00	19 - 23		24 - 2	6K1-45332-01-94	23 - 57		23 - 66	6G5-45947-01-98	22 - 22	703-48212-00	29 - 58
6E5-43872-00	18 - 12	6E5-44365-00	21 - 26	688-45341-10	21 - 7	6G5-45577-02-12	21 - 65	6K1-45947-00-98	24 - 19	703-48213-00	29 - 59
64E-43873-00	19 - 24		22 - 3		23 - 8		23 - 66	6G5-45949-00-98	22 - 22	703-48215-00	29 - 43
6E5-43874-01	18 - 21		23 - 25	6E5-45344-00	21 - 40	6G5-45577-02-15	21 - 65	6G5-45952-00-98	22 - 22	704-48215-10	30 - 14
64E-43875-00	19 - 25		24 - 3		23 - 39		23 - 66	6E5-45970-10	22 - 23	703-48219-00	29 - 30
64E-43879-00	19 - 27		34 - 7	6E5-45371-10	22 - 24	6G5-45577-02-18	21 - 65	6G5-45970-02-98	22 - 22	704-48219-00	30 - 56
64E-43879-10	19 - 26	6E5-44366-00	22 - 1	6J9-45371-01	22 - 12		23 - 66	6K1-45970-01-98	24 - 19	703-48221-00	29 - 56

NUMERICAL INDEX
INDICE NUMERICO

PART NO. CODIGO NO.	REF. NO.	PART NO. CODIGO NO.	REF. NO.	PART NO. CODIGO NO.	REF. NO.	PART NO. CODIGO NO.	REF. NO.	PART NO. CODIGO NO.	REF. NO.	PART NO. CODIGO NO.	REF. NO.
704-48221-00	30-77	EL8-48271-00	30-24	6E5-8182E-10	13-15	6R3-82553-80	31-17	64E-83672-02	17-3	90119-08M77	13-21
703-48222-00	29-27	703-48271-00	29-60	6E5-8182F-10	13-16	682-82556-00	29-48	72X-85075-L0	19-21	90119-08M79	20-15
704-48222-00	30-36	EL8-48279-00	30-53	6K7-8182G-10	13-6		32-6	6G6-85510-01	9-2	90119-08M94	2-10
703-48223-00	29-28	EL8-48281-00	30-13	6E5-8182K-10	13-18	688-82560-10	11-19	663-85518-00	15-10	90119-08027	20-9
703-48225-00	29-29	703-48281-00	29-31	6N7-81820-10	13-10	61A-82563-00	11-24	6R3-85537-00	10-20	90119-10M89	22-7
704-48225-00	30-48	704-48281-00	30-15	6E5-81822-02-98	13-19	703-82563-02	29-55	6G6-85540-00	10-13		24-7
703-48226-00	29-26	703-48282-00	29-32	61A-81824-00	13-4	704-82563-E0	30-69	6R3-85542-03-1S	10-16	90149-05M05	32-18
703-48227-00	29-24	704-48282-00	30-62	6K7-81826-10	13-14	704-82563-F0	30-73	6G6-85550-02	9-1	90152-05M08	22-10
704-48228-00	30-38	704-48283-00	30-19	6N7-81830-00	13-13	704-82563-31	30-39	6R3-85570-01	11-6		24-10
704-48228-10	30-70	703-48284-00	29-52	6N7-81840-00	13-7	6E3-8257H-00	14-43	6G6-85580-00	9-3	90157-06M00	15-26
704-48229-00	30-40	704-48284-00	30-65	6N7-81850-10	13-2	6K1-82570-07	32-1	6K1-85830-01	32-12	90157-06M01	14-31
704-48229-10	30-68	704-48285-00	30-74	6N7-81857-00	13-12	6K1-82571-01	32-2	64D-86110-00	11-20		14-34
EL8-48231-00	30-27	704-48286-00	30-75	61A-81941-00	11-28	6K1-82575-00	32-5	6G5-87149-10	11-32	90157-06013	15-11
EL8-48232-00	30-45	701-48287-00	29-42	6G5-81948-11	11-35	688-82575-01	29-47	90101-09M70	27-9	90159-05M26	12-6
703-48232-00	29-62	704-48287-00	30-22	6E5-8195A-00	11-31	703-82577-00	29-45	90101-12M03	16-40	90159-06M11	10-21
EL8-48233-00	30-60	703-48291-10	29-39	6E5-81950-00	11-30		32-4	90105-10M00	22-13	90159-06M14	5-31
EL8-48234-00	30-55	703-48293-10	29-41	704-81950-00	30-66	6K1-8258A-40	32-22		24-13	90170-09M05	27-10
703-48234-00	29-18	701-48320-00	28-3	689-81952-10	11-29	688-8258A-20	29-49	90105-10M20	2-9	90170-14M06	27-6
703-48235-00	29-4	701-48320-40	28-3	6G5-81960-A0	10-1	6E5-82587-00	11-25	90109-08022	3-27	90170-16M01	21-45
	30-61	701-48320-50	28-3	688-81961-01	10-8	6E5-82588-00	14-37	90109-12M37	17-35		23-44
703-48236-00	29-16	701-48320-70	28-3	6K1-81980-00	32-17	60H-82590-00	11-12	90109-14M34	17-20	90170-20137	9-8
703-48238-00	29-22	701-48320-80	28-3	6G5-82105-02	11-40	704-82590-10	30-67	90116-06M30	5-16	90171-18M04	22-20
	30-44	6E5-48344-00	15-7	6E5-82116-00	11-34	703-82591-00	29-53	90116-08M45	2-11		24-17
EL8-48241-00	30-28		15-42	6E5-82117-01	11-41	703-82592-00	29-54	90119-06MA2	2-22	90179-06M28	5-20
704-48242-00	30-47	703-48345-01	29-19	6Y5-82117-00	31-16	6E5-82594-00	14-40		2-26	90179-06066	17-30
703-48243-00	29-15		30-21	6G5-82119-00	11-33	688-82594-00	11-14		3-7	90183-05M02	20-30
EL8-48244-00	30-34	701-48350-10	28-3	6E5-82147-00	16-26	703-82594-00	29-25		3-15	90185-05002	22-11
703-48244-00	29-21	703-48358-00	29-20	6E5-82147-20	16-26	704-82594-00	30-37		4-23		24-11
EL8-48245-00	30-35		30-26	6E5-82148-00	16-6	688-83383-11	32-11		15-37	90185-09M01	26-6
703-48245-00	29-11	6E5-48531-00	15-1		16-10	703-83383-02	29-51	90119-06MA3	5-18		27-11
701-48246-00	30-5	6E5-48538-00	15-2	6E5-82149-00	17-19	6Y5-83504-20	12-1	90119-06MA4	4-6	90185-12M12	17-36
703-48246-00	29-23	6E5-61301-01	27-1	1E6-82151-00	31-15	6Y5-83514-00	31-6	90119-06MA5	4-16	90185-22M11	16-20
701-48248-00	29-13	6E5-61303-00	27-5	663-82151-00	11-13	6Y5-83517-00	31-3	90119-06MA6	4-10	90201-06068	7-14
	30-43	6E5-61311-11	27-3	6G5-82152-00	11-45	6Y5-83518-00	31-10	90119-06M09	14-7	90201-08M13	15-21
EL8-48251-00	30-3	6E5-61313-00	27-2	6A0-82317-00	9-19	60H-83519-00	12-2		14-13	90201-08M14	18-30
703-48252-00	29-12	6E5-61315-00	27-4	6G5-82317-00	9-18	6Y5-83523-00	31-5	90119-06M10	21-18	90201-08M23	15-16
EL8-48254-00	30-29	6E5-61350-02	26-1	6E3-82370-21	11-7	6Y5-83536-00	31-11		23-17	90201-08M54	14-21
EL8-48259-00	30-7	6E5-61351-01	26-2	663-82370-01	11-7	6Y5-83536-10	31-4	90119-06M61	10-19	90201-10M20	26-7
703-48261-01	29-2	6E5-61355-00	26-5	6K1-82510-06	32-3	6Y5-83540-14	31-2	90119-06M65	9-21	90201-10M76	27-8
704-48261-00	30-17	6E5-81332-00	9-14	703-82510-43	29-44	6Y5-83544-00	31-12	90119-06M88	12-5	90201-12M05	16-42
704-48262-00	30-8	6G5-81337-00	9-17	6R3-82519-00	10-24	6Y5-83553-00	31-14	90119-08MA3	2-19	90201-13M01	16-41
702-48263-00	30-52	6N7-81800-10	13-1	662-82519-00	10-23	6E9-83557-70	11-38	90119-08MA8	4-3	90201-14M56	17-34
703-48264-00	29-6	6N7-81801-00	13-8	6E5-82531-10	11-11	6E5-83558-00	22-15	90119-08M14	21-33	90201-15M58	17-21
704-48264-00	30-9	6N7-81807-00	13-11	703-82531-00	29-46	6E5-83558-10	21-14		23-32	90201-16M55	17-18
703-48265-00	29-9	61A-81809-00	13-3	703-82540-00	29-50	6K1-83614-01	32-7		34-26	90201-21M18	9-7
704-48265-00	30-4	6N7-81810-00	13-5	704-82540-10	30-11	6R3-83614-00	11-26	90119-08M22	14-23	90201-23M01	3-29
704-48266-00	30-10	6N7-81813-00	13-9	6R3-82553-30	31-18	688-83664-00	31-13	90119-08M57	13-22	90201-26M57	17-32
703-48268-00	29-5	6E5-8182A-10	13-17	6R3-82553-70	31-17	6Y5-83670-12	31-9	90119-08M76	13-20	90201-26M59	16-19

NUMERICAL INDEX
INDICE NUMERICO

PART NO. CODIGO NO.	REF. NO.	PART NO. CODIGO NO.	REF. NO.	PART NO. CODIGO NO.	REF. NO.	PART NO. CODIGO NO.	REF. NO.	PART NO. CODIGO NO.	REF. NO.	PART NO. CODIGO NO.	REF. NO.
90201-30M92	21 - 66	90445-07ME8	21 - 13	90501-11M10	23 - 20	92995-06600	9 - 16	93210-08287	25 - 12	93410-22M11	16 - 39
90201-38M60	17 - 11	90445-07ME9	21 - 13	90501-12082	15 - 48		10 - 26	93210-09165	15 - 52	93410-37M04	17 - 14
90202-08M20	15 - 40	90445-07M09	5 - 12	90501-16M11	4 - 19		11 - 2	93210-10M74	18 - 4	93410-40M03	3 - 10
90202-12092	15 - 20	90445-07M28	5 - 9	90501-16M12	15 - 12		11 - 5	93210-16275	26 - 9	93420-36M01	20 - 36
90202-16061	15 - 54	90445-07M33	22 - 14	90501-16M28	17 - 28		11 - 9	93210-37MH7	17 - 6	93430-06024	29 - 10
90202-26M18	17 - 33	90445-07M45	5 - 10	90501-16M37	21 - 51		11 - 18	93210-37160	21 - 25		30 - 6
90202-32M19	17 - 17	90445-07M46	5 - 11		23 - 50		11 - 22		23 - 24	93501-04M02	15 - 47
90202-40M47	17 - 7	90445-07M59	5 - 13	90506-14M24	16 - 36		11 - 37		34 - 12	93503-16003	21 - 54
90206-10M04	15 - 34	90445-09097	4 - 17	90508-29M12	15 - 22		11 - 44		34 - 21		23 - 53
90206-13M10	14 - 6	90445-13M00	8 - 4	90560-12M01	26 - 4		14 - 18	93210-55M14	21 - 39	93507-32009	21 - 52
	14 - 12		25 - 15	91490-40030	22 - 21		14 - 29		23 - 38		23 - 51
90249-06M19	16 - 33	90445-13M01	8 - 2		24 - 18		14 - 39		34 - 15	93511-32017	21 - 53
90250-08M07	21 - 55		25 - 13	91690-30012	15 - 3		16 - 8	93210-58144	21 - 16		23 - 52
	23 - 54	90446-15M07	7 - 53	91690-30020	16 - 35		20 - 7		23 - 15	93606-12019	21 - 32
90266-06M02	1 - 6	90464-07M05	5 - 14	92780-06020	30 - 30	92995-08100	15 - 5		34 - 9		23 - 31
90266-06009	1 - 5	90464-12M00	9 - 5	92903-05100	10 - 6		16 - 17	93210-74M35	3 - 14		34 - 25
90280-04M05	21 - 29	90465-05M87	11 - 15	92903-06100	10 - 7		20 - 17		33 - 13	93608-12M05	20 - 8
	23 - 28	90465-06M86	9 - 4	92903-06600	2 - 17		20 - 19	93210-86M38	21 - 24		20 - 13
	34 - 27	90465-06M88	11 - 3		9 - 10	92995-08600	13 - 25		23 - 23		22 - 4
90280-05015	9 - 6	90465-08M63	16 - 23		10 - 12		20 - 23		34 - 11		24 - 4
90282-04M00	21 - 67	90465-08M89	11 - 16	92903-08600	15 - 46		20 - 27		34 - 20	93608-12063	2 - 8
	23 - 67	90465-10M91	5 - 15	92990-05100	31 - 8		20 - 34	93210-97M55	21 - 64	93700-06M03	15 - 50
90340-08002	21 - 6	90465-11M10	7 - 4		32 - 9		21 - 42		23 - 65		16 - 13
	23 - 7		7 - 21		32 - 20		23 - 41		34 - 16		16 - 24
90340-14M00	2 - 6		7 - 22	92990-05200	10 - 4	92995-10100	17 - 26	93211-04001	3 - 6	94702-00160	4 - 26
90386-06M12	15 - 43		7 - 26	92990-05300	30 - 41		17 - 40		33 - 10	94702-00247	4 - 26
90386-10M16	16 - 31		7 - 44	92990-05600	5 - 5		22 - 6	93306-20802	3 - 9	95303-06600	15 - 13
90386-12089	15 - 17		7 - 45		32 - 21		24 - 6	93306-209U0	21 - 59		15 - 27
90386-13M38	14 - 5		7 - 51	92990-06100	32 - 15	92995-14600	17 - 23	93310-32337	3 - 28	95380-03600	7 - 38
	14 - 11		7 - 52	92990-06200	10 - 5	93101-22M15	3 - 13	93310-836U0	3 - 30	95380-05600	10 - 2
90386-16M66	15 - 53		12 - 7	92990-06300	30 - 51		33 - 12	93310-954U1	3 - 8		15 - 24
90386-22M13	15 - 19		16 - 21	92990-06600	1 - 16	93101-28M16	21 - 35	93311-928U5	21 - 3		15 - 30
90386-22M98	16 - 38		17 - 5		10 - 15		23 - 34		23 - 3		29 - 7
	18 - 33		22 - 16		14 - 32		34 - 14	93311-940U3	3 - 4		30 - 23
90386-25M31	16 - 18	90465-12M25	11 - 42		14 - 35	93101-30M17	21 - 63	93315-425V3	21 - 47		31 - 7
90386-38M32	17 - 12	90465-13M18	4 - 25		16 - 12		23 - 64		23 - 46		32 - 10
90387-06M03	10 - 17		11 - 39		32 - 16		34 - 17	93315-43061	21 - 62		32 - 19
90387-06M29	15 - 33	90468-18008	15 - 8	92990-08600	13 - 23	93102-08M43	19 - 36		23 - 63	95380-06600	1 - 17
90387-06M60	12 - 3		15 - 41		29 - 34	93102-35M61	3 - 12	93317-330U2	21 - 36		10 - 3
90387-08M16	15 - 18	90480-06M19	8 - 8	92990-18200	22 - 19		33 - 11		23 - 35		29 - 40
90387-08M37	14 - 20	90480-09M12	10 - 18		24 - 16	93102-40M14	3 - 5	93332-000V3	21 - 4		30 - 42
90387-10M05	16 - 34	90480-10M23	12 - 4	92995-05600	10 - 10		33 - 9	93332-00048	23 - 58		32 - 14
90387-10M61	26 - 3	90480-10M36	14 - 25	92995-06100	7 - 13	93106-09014	21 - 17	93341-440U5	23 - 61	95380-08700	20 - 18
90430-08020	21 - 8	90480-12M25	10 - 22		16 - 5		23 - 16	93341-465U4	23 - 5	95380-12600	16 - 43
	23 - 9	90480-20M05	4 - 20	92995-06600	1 - 10		34 - 10	93341-930V2	21 - 38	95380-14700	27 - 7
	34 - 5	90480-22M15	14 - 19		7 - 17	93210-03261	11 - 23		23 - 37	95380-14800	17 - 22
90430-14115	2 - 7	90480-25161	11 - 10		7 - 19	93210-08287	8 - 7	93390-000U2	23 - 4	95780-10300	17 - 9
90445-07MA3	5 - 28	90501-11M10	21 - 21		7 - 42		25 - 10	93410-16006	15 - 55	97013-06016	2 - 16

NUMERICAL INDEX
INDICE NUMERICO

PART NO. CODIGO NO.	REF. NO.	PART NO. CODIGO NO.	REF. NO.	PART NO. CODIGO NO.	REF. NO.	PART NO. CODIGO NO.	REF. NO.	PART NO. CODIGO NO.	REF. NO.
97013-06020	10 - 11	97880-06012	16 - 11						
97013-06060	9 - 9	97880-06018	9 - 13						
97013-08030	15 - 45	97880-06020	10 - 14						
97013-08045	15 - 15	97885-05025	10 - 9						
97075-08035	14 - 22	97885-06010	9 - 15						
97075-10045	22 - 5	97885-06016	17 - 4						
	24 - 5		17 - 29						
97080-08016	18 - 31	97890-05016	30 - 2						
97095-06010	16 - 7	97890-05025	30 - 16						
	16 - 28	97890-06018	30 - 50						
	20 - 6	97980-05108	6 - 28						
97095-06012	10 - 25	97980-05116	6 - 26						
	11 - 1	98580-03015	29 - 38						
	11 - 4	98580-04006	29 - 36						
	11 - 17		30 - 32						
	11 - 27	98580-04010	29 - 35						
	11 - 43	98580-05010	29 - 37						
97095-06014	7 - 16	98586-05016	25 - 4						
97095-06016	1 - 9	98780-04015	2 - 13						
	7 - 12	98780-05018	30 - 33						
	7 - 18	98980-05010	32 - 8						
	11 - 21	98980-06020	32 - 13						
	11 - 36	99001-08600	21 - 20						
	14 - 17		23 - 19						
97095-06020	11 - 8								
	14 - 28								
	14 - 38								
97095-06025	15 - 35								
97095-06028	7 - 2								
97095-06030	16 - 4								
97095-06050	7 - 41								
97095-08016	13 - 24								
97095-08020	15 - 4								
	16 - 16								
97095-08025	21 - 41								
	23 - 40								
97095-08030	20 - 22								
97095-08045	20 - 16								
	20 - 26								
	20 - 33								
97095-10045	17 - 25								
	17 - 39								
97380-05025	29 - 8								
97380-06018	30 - 20								
97380-08030	29 - 33								
97607-04310	19 - 32								
97780-60525	17 - 2								
97880-05016	5 - 4								

150AET/175AET/200AET/
L150AET/L200AET
PARTS CATALOGUE
©2002 by Yamaha Motor Co., Ltd.
1st Edition, Apr. 2002
All rights reserved.
Any reprinting or unauthorized use
without the written permission of
Yamaha Motor Co., Ltd.
is expressly prohibited.

150AET/175AET/200AET/
L150AET/L200AET
CATALOGO DE REPUESTOS
©2002, Yamaha Motor Co., Ltd.
1ª edición, Abril. 2002
Reservados todos los derechos.
Se prohíbe expresamente toda reimpresión
o utilización no autorizada de este manual
sin el consentimiento por escrito de
Yamaha Motor Co., Ltd.