

**PARTS
CATALOGUE
CATALOGUE
DE PIECES DETACHEES**

F150AET'05 (63P2)

FL150AET'05 (64P2)



1D63P-300F2

(2D63P-300F2)

2006/6/2

NEWS NO.	DATE	COMMENT
PE0-OM-060011	May 25,2006	MOD:FIG.11,REF.3 RELIEF VALVE ASSY P/No. REVISION

FOREWORD

This Parts Catalogue is related to the parts for the model(s) on the cover page. When you are ordering replacement parts, please refer to this Parts Catalogue and quote both part numbers and part names correctly.

1. Modifications or additions which have been made after the issue of the Parts Catalogue will be announced in the Parts News.
It is advisable that you make the necessary corrections to the Parts Catalogue according to the Parts News.

2. Abbreviations

The following abbreviations are used in this Parts Catalogue.

“UR” Use specified parts number.

“UN” Use as many as needed.

“AP” Alternate Parts

“LM” Locally Made (Parts need to be ordered locally)

“F#” Frame No. (Applicable machine No.)

“O/S” Over Size

3. The number of components for assembly

- Parts, which are to be supplied in an assembly, are listed with a dot (.) in front of the part name as shown below.
- The numeral appearing to the right of each component part indicates the quantity of parts for each assembly unit.

PART NO.	DESCRIPTION	Q'TY	REMARKS
2F5-83310-60	FRONT FLASHER LIGHT ASSY	2	
115-83311-60	.BULB (6V-18W)	1	

4. Applicable colours of graphics are represented in the “REMARKS” as shown below.

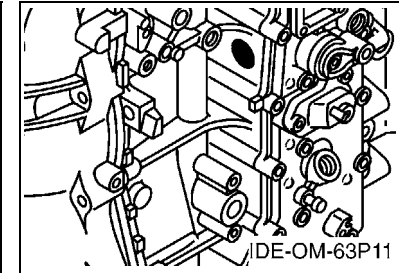
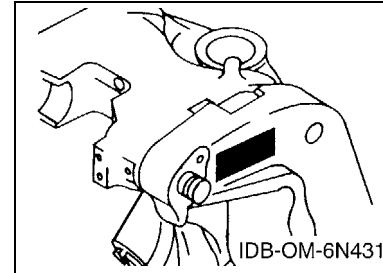
PART NO.	DESCRIPTION	Q'TY	REMARKS
2N4-24110-00-X5	FUEL TANK COMP.	2	MXR
3J1-24240-10	.GRAPHIC, FUEL TANK	1	FOR MXR

5. Note that the illustrations for reference in finding parts numbers are not to be used for assembling. When assembling, please use the applicable service manual.

6. The asterisk (*) before a reference number indicates modified items after the first edition.

7. Applicable Serial No.

Engine Serial No.



8. Applicable Engine Starting Serial No.

Model	Serial No.	Model	Serial No.
F150A	63P-1014727	FL150A	64P-1001555

9. Applicable Colour Code

Abbreviation	Colour Name	Colour Code
DBN1	DARK BLUISH GRAY 1	008D

10. Quantity Column Information

Column No.	Name Of Q'ty Column	Applicable Model
1	63P2	F150AET
2	64P2	FL150AET

AVANT-PROPOS

Ce catalogue de pièces détachées concerne les pièces pour le(s) modèle(s) indiqué(s) sur la page de couverture. Lorsque vous commandez des pièces de rechange, veuillez vous référer à ce catalogue de pièces détachées et indiquer clairement les numéros et les noms des pièces détachées.

1. Les modifications ou ajouts ayant été effectués après la parution du catalogue de pièces détachées seront décrits dans les Bulletins d'information concernant les pièces détachées.

Il est recommandé que vous apportiez les corrections nécessaires au catalogue des pièces détachées en vous référant aux Bulletins d'information.

2. Abréviations

Dans ce catalogue, les abréviations suivantes sont utilisées:

“UR” Utiliser le numéro de pièces spécifié.

“UN” Utiliser autant que nécessaire.

“AP” Pièces de substitution

“LM” Fabrication locale (les pièces doivent être commandées localement.)

“F#” N° de cadre (applicable au N° de série)

“O/S” Surdimensionné

3. Nombre de pièces d'un assemblage

- Les pièces fournies comme composants d'un assemblage sont précédées d'un point (.) de la manière indiquée ci-dessous.
- Le chiffre apparaissant à la droite de chaque composant indique la quantité de pièces pour chaque unité d'assemblage.

N° PIÈCES	DESCRIPTION	QTE	REMARQUES
2F5-83310-60	ENS. CLIGNOTANT AVANT	2	
115-83311-60	.AMPOULE (6V-18W)	1	

4. Les couleurs concernant les graphiques sont indiquées dans la colonne “REMARQUES”, comme indiqué ci-dessous.

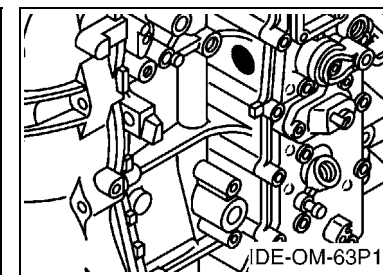
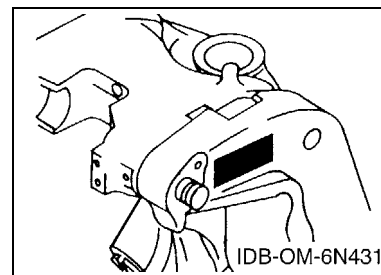
N° PIÈCES	DESCRIPTION	QTE	REMARQUES
2N4-24110-00-X5	RESERVOIR A ESSENCE.	2	MXR
3J1-24240-10	.GRAPHIQUE	1	POUR MXR

5. Veuillez noter que les illustrations sont indiquées à titre de référence pour trouver les numéros de pièces, non pour être utilisées lors de l'assemblage. Lors de l'assemblage, veuillez utiliser le manuel d'entretien adéquat.

6. L'astérisque (*) placé devant un numéro de référence indique des éléments qui ont été modifiés après la première édition.

7. N° de série applicable

N° de Série du moteur



8. N° de série initial du moteur applicable

Modèle	N° de série	Modèle	N° de série
F150A	63P-1014727	FL150A	64P-1001555

9. Code couleur applicable

Abréviation	Nom de la couleur	Code couleur
DBN1	DARK BLUISH GRAY 1	008D

10. Informations relatives à la colonne Quantité

N° de la colonne	Nom de la colonne Qté	Modèle applicable
1	63P2	F150AET
2	64P2	FL150AET

CONTENTS

SHEET1/2

TOP COWLING	A4
CYLINDER & CRANKCASE 1	A6
CRANKSHAFT & PISTON	B1
CYLINDER & CRANKCASE 2	B2
CYLINDER & CRANKCASE 3	B4
VALVE	B6
INTAKE 1	C1
INTAKE 2	C2
INTAKE 3	C3
FUEL INJECTION PUMP 1	C5
FUEL INJECTION PUMP 2	C6
FUEL INJECTION PUMP 3	C7
FUEL 1	D1
FUEL 2	D4
GENERATOR	D5
ELECTRICAL 1	D6
ELECTRICAL 2	D7
ELECTRICAL 3	E2
STARTING MOTOR	E3
BOTTOM COWLING	E5
CONTROL	E7
BRACKET 1	F3
BRACKET 2	F5
POWER TRIM & TILT ASSY 1	F7

INDEX

NUMERICAL INDEX	G1
-----------------------	----

SHEET2/2

POWER TRIM & TILT ASSY 1	A4*
POWER TRIM & TILT ASSY 2	A5*
UPPER CASING	A7*
OIL PAN	B2*
LOWER CASING & DRIVE 1	B4*
LOWER CASING & DRIVE 2	C1*
LOWER CASING & DRIVE 3	C3*
LOWER CASING & DRIVE 4	C7*
STEERING GUIDE	D2*
REMOTE CONTROL BOX	D3*
REMOTE CONTROL ASSY 1	D4*
REMOTE CONTROL ASSY 2	D7*
METER	E3*
SWITCH & PANEL	E5*
REPAIR KIT 1	E6*
REPAIR KIT 2	E7*

INDEX

NUMERICAL INDEX	G1*
-----------------------	-----

TABLE DES MATIERES

Feuille1/2

CAPOT SUPERIEUR	A4
CYLINDRE & CARTER 1	A6
VILEBREQUIN & PISTON	B1
CYLINDRE & CARTER 2	B2
CYLINDRE & CARTER 3	B4
SOUPAPE	B6
ADMISSION 1	C1
ADMISSION 2	C2
ADMISSION 3	C3
POMPE A INJECTEUR 1	C5
POMPE A INJECTEUR 2	C6
POMPE A INJECTEUR 3	C7
CARBURANT 1	D1
CARBURANT 2	D4
GENERATRICE	D5
PARTIE ELECTRIQUE 1	D6
PARTIE ELECTRIQUE 2	D7
PARTIE ELECTRIQUE 3	E2
DEMARREUR ELECTRIQUE	E3
CAPOT INFERIEUR	E5
COMMANDE	E7
SUPPORT 1	F3
SUPPORT 2	F5
PUISSANCE PARER ET INCLINER 1	F7

INDEX

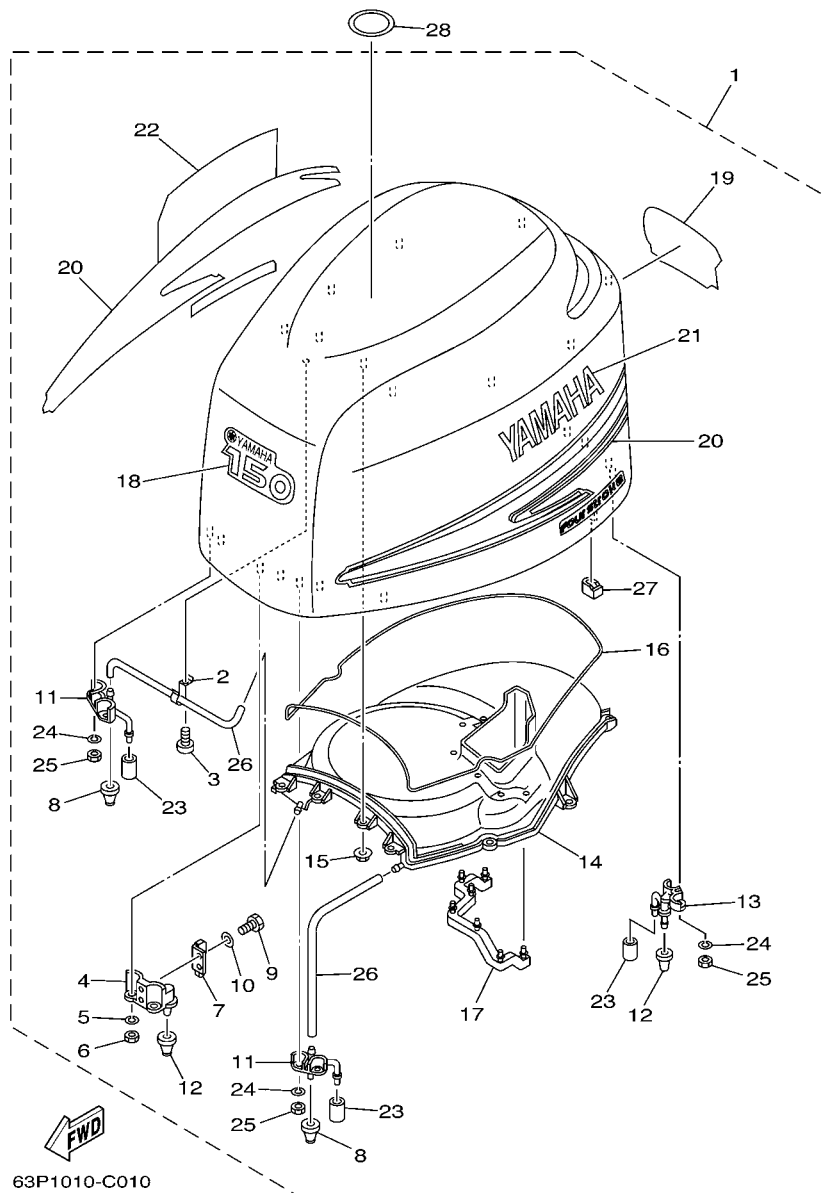
INDEX NUMERIQUE	G1
-----------------------	----

Feuille2/2

PUISSANCE PARER ET INCLINER 1	A4*
PUISSANCE PARER ET INCLINER 2	A5*
FOURREAU	A7*
VENTILATEUR D'HUILE	B2*
BOITIER D'HELICE TRANSMISSION1	B4*
BOITIER D'HELICE TRANSMISSION2	C1*
BOITIER D'HELICE TRANSMISSION3	C3*
BOITIER D'HELICE TRANSMISSION4	C7*
FIXATION DE DIRECTION	D2*
BOITIER DE COMMANDE A DISTANCE	D3*
BOITIER DE COMMANDE A DISTANCE	D4*
BOITIER DE COMMANDE A DISTANCE	D7*
COMPTEUR	E3*
TABLEAU DE CONTACTEUR	E5*
KITS DE REPARATION 1	E6*
KITS DE REPARATION 2	E7*

INDEX

INDEX NUMERIQUE	G1*
-----------------------	-----



63P1010-C010

FIG. 1 TOP COWLING

CAPOT SUPERIEUR

REF. NO.	PART NO. N° PIECES	DESCRIPTION DESCRIPTION	63P2	64P2	REMARKS REMARQUES
1	63P-42610-00-8D	TOP COWLING ASSY CAPOT (ENS.)	1	1	
2	90465-10032	.CLAMP .BRIDE	1	1	
3	97780-50620	.SCREW, TAPPING .VIS, TETE BOMBEE	1	1	
4	63P-42647-00-94	.HOLDER, CLAMP BAND .SUPPORT, SANDOW DE SERRAGE	2	2	
5	92990-06100	.WASHER, SPRING .RONDELLE, GROWER	4	4	
6	95380-06600	.NUT, HEXAGON .ECROU	4	4	
7	60V-42651-01	.HOOK .CROCHET	2	2	
8	69J-42663-00	.DAMPER .AMORTISSEUR	2	2	
9	97095-06016	.BOLT .BOULON	4	4	
10	92995-06600	.WASHER .RONDELLE	4	4	
11	63P-42643-00-94	.PLATE, CLAMP .PLAQUE, PRESSE	2	2	
12	68F-42663-00	.DAMPER .AMORTISSEUR	4	4	
13	63P-42644-00-94	.PLATE, CLAMP 2 .PLAQUE, PRESSE 2	2	2	
14	63P-42613-00	.MOLDING, AIR DUCT .MANCHON A AIR	1	1	
15	90179-06M24	.NUT .ECROU	10	10	
16	63P-42629-00	.SEAL .JOINT	1	1	
17	63P-42617-00	.DAMPER, FORM .BOURRELET, CAOUTCHOUC	1	1	
18	63P-42677-00	.GRAPHIC, FRONT .ADHESIF, AVANT	1	1	
19	63P-42678-00	.GRAPHIC, REAR .ADHESIF, ARRIERE	1	1	
20	63P-W0070-00	.GRAPHIC SET .JEU DIEMBLEMES	1	1	
21	63P-42681-00	.MARK, COWLING .ADHESIF, CAPOT	1	1	
22	63P-42682-00	.MARK, COWLING .ADHESIF, CAPOT	1	1	
23	67F-13448-00	.CAP .CAPUCHON	4	4	
24	92990-06100	.WASHER, SPRING .RONDELLE, GROWER	8	8	
25	95380-06600	.NUT, HEXAGON .ECROU	8	8	
26	90445-11020	.HOSE (L400) .DURITE (L400)	2	2	
27	63P-42662-00	.DAMPER .AMORTISSEUR	4	4	

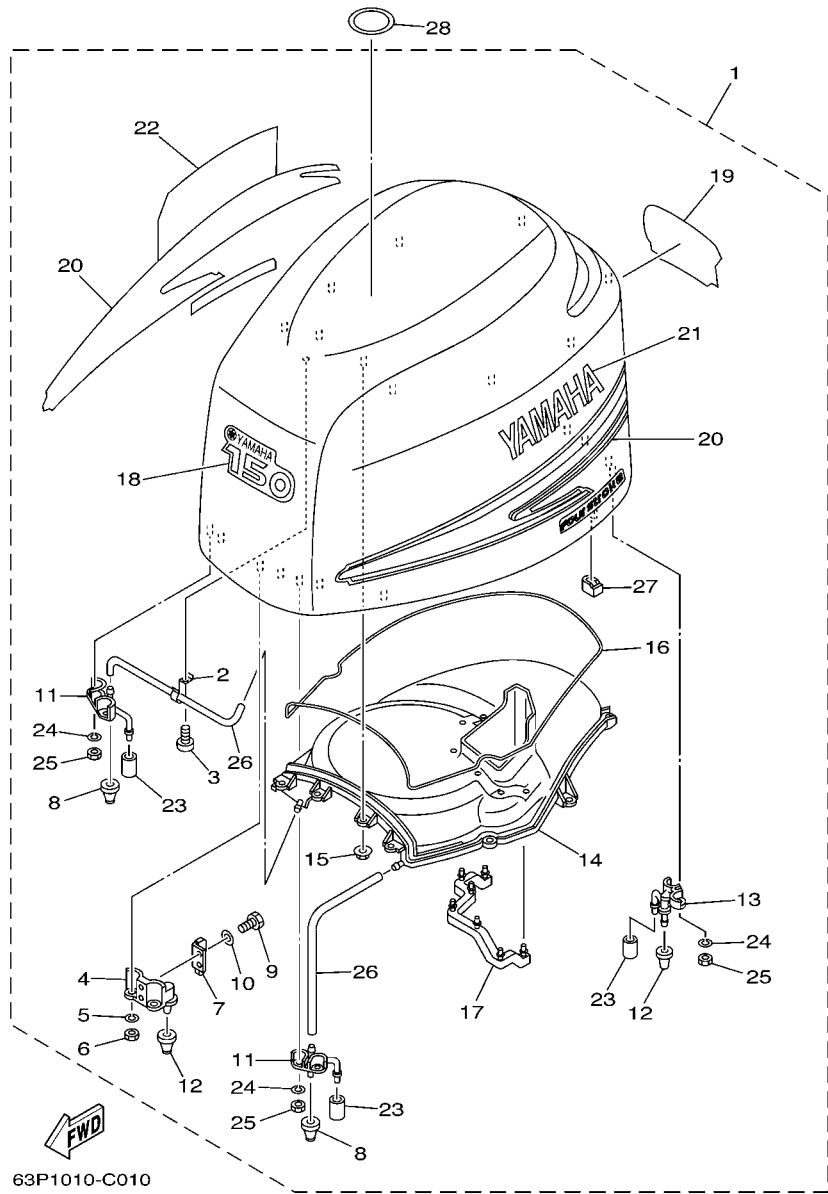


FIG. 1 TOP COWLING

CAPOT SUPERIEUR

REF. NO.	PART NO. N° PIECES	DESCRIPTION DESCRIPTION	63P2	64P2			REMARKS REMARQUES
28	67F-13434-02	LABEL, CAUTION ETIQUETTE, ATTENTION	1	1			

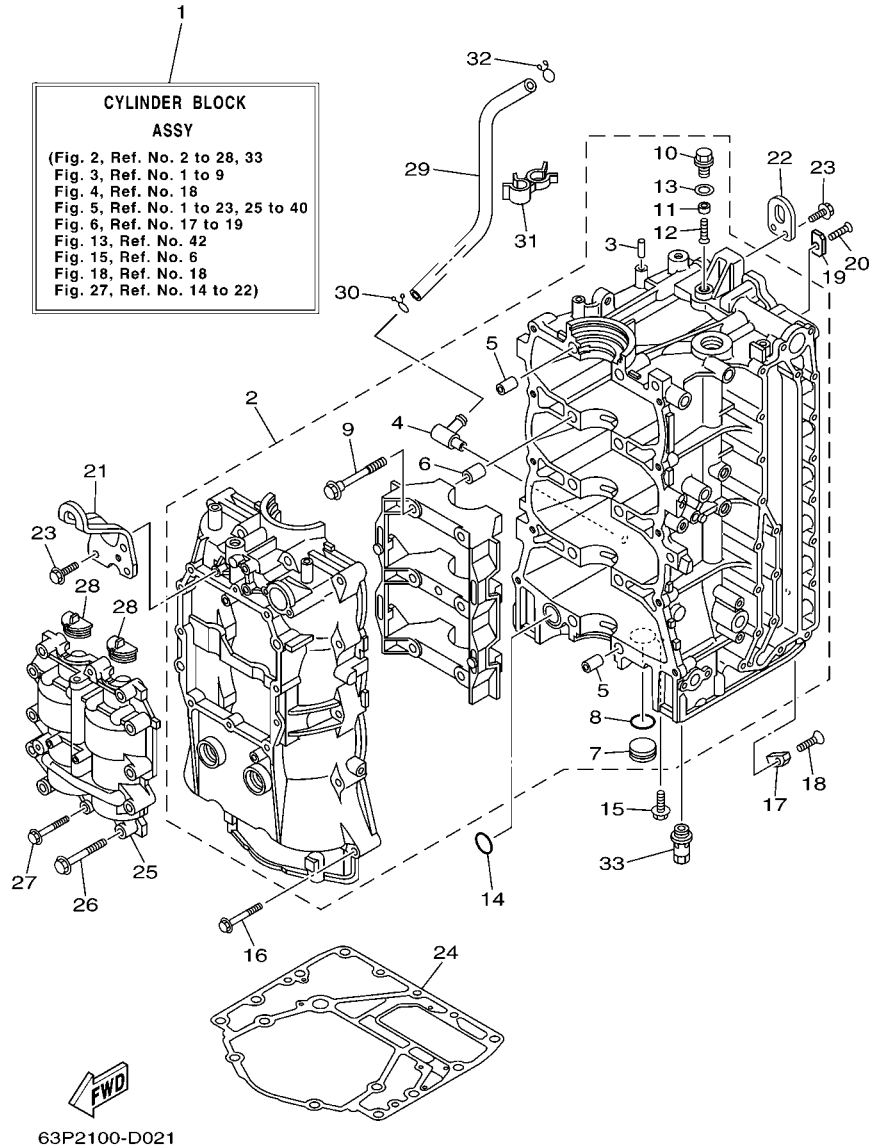
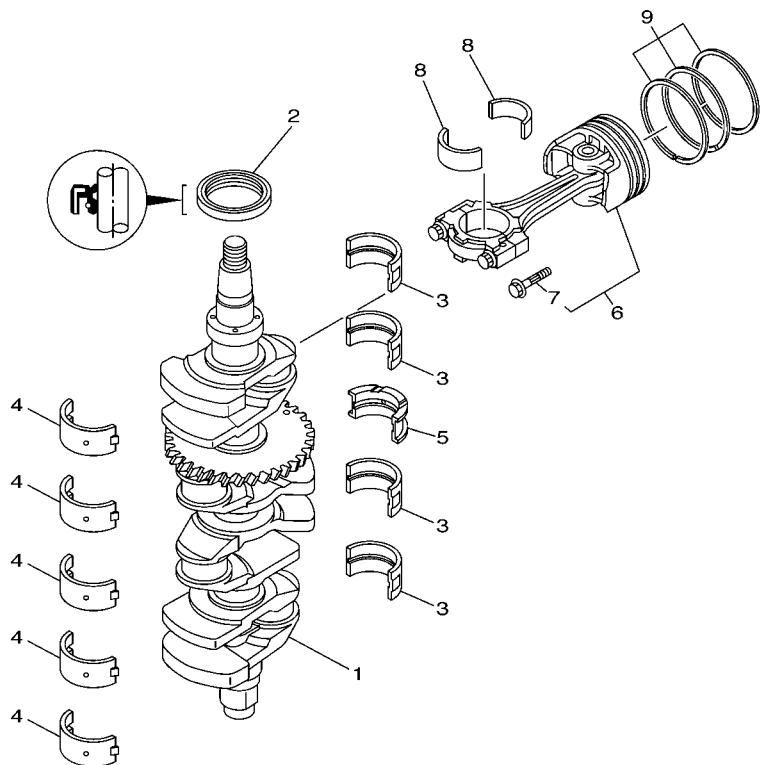


FIG. 2 CYLINDER & CRANKCASE 1 CYLINDRE & CARTER 1

REF. NO.	PART NO. N° PIECES	DESCRIPTION DESCRIPTION	63P2	64P2	REMARKS REMARQUES
1	63P-W009B-00-1S	CYLINDER BLOCK ASSY CYLINDRE GROUPE (ENS.)	1	1	
2	63P-W1510-00-1S	CRANKCASE ASSY CARTER DE MOTEUR COMPLET	1	1	
3	93606-12019	.PIN, DOWEL .GOUPILLE	1	1	
4	63P-11372-00	.NIPPLE, HOSE .RACCORD, TUYAU	1	1	
5	91814-18001	.PIN, DOWEL .GOUJON, D'ASSEMBLAGE	4	4	
6	91814-18001	.PIN, DOWEL .GOUJON, D'ASSEMBLAGE	6	6	
7	90338-25004	.PLUG .PLOT	1	1	
8	93210-25647	.O-RING .JOINT TORIQUE	1	1	
9	90105-10071	.BOLT, FLANGE .BOULON	10	10	
10	63P-11197-00	.PLUG, BLIND .PLOT, BORGNE	1	1	
11	63P-11325-21	.ANODE .ANODE	1	1	
12	98780-05016	.SCREW, FLAT HEAD .VIS A TETE FRAISEE	1	1	
13	90430-14115	.GASKET .JOINT	1	1	
14	93210-25552	O-RING JOINT TORIQUE	1	1	
15	90119-06M81	BOLT, WITH WASHER BOULON, AVEC RONDELLE	1	1	
16	90119-08M66	BOLT, WITH WASHER BOULON, AVEC RONDELLE	10	10	
17	63P-11325-01	ANODE ANODE	1	1	
18	90151-06M02	SCREW, COUNTERSUNK VIS, TETE NOYEE	1	1	
19	63P-11325-11	ANODE ANODE	2	2	
20	90151-06M02	SCREW, COUNTERSUNK VIS, TETE NOYEE	2	2	
21	63P-11119-00	HANGER, ENGINE ANNEAU, LEVAGE	1	1	
22	68F-11119-00	HANGER, ENGINE ANNEAU, LEVAGE	1	1	
23	90119-06MA2	BOLT, WITH WASHER BOULON, AVEC RONDELLE	5	5	
24	63P-11351-00	GASKET, CYLINDER JOINT, D'EMBASE	1	1	
25	63P-11500-00	BALANCER ASSY ARBRE D'EQUILIBRAGE COMPLET	1	1	
26	90119-08M66	BOLT, WITH WASHER BOULON, AVEC RONDELLE	10	10	
27	90119-06MA6	BOLT, WITH WASHER BOULON, AVEC RONDELLE	2	2	

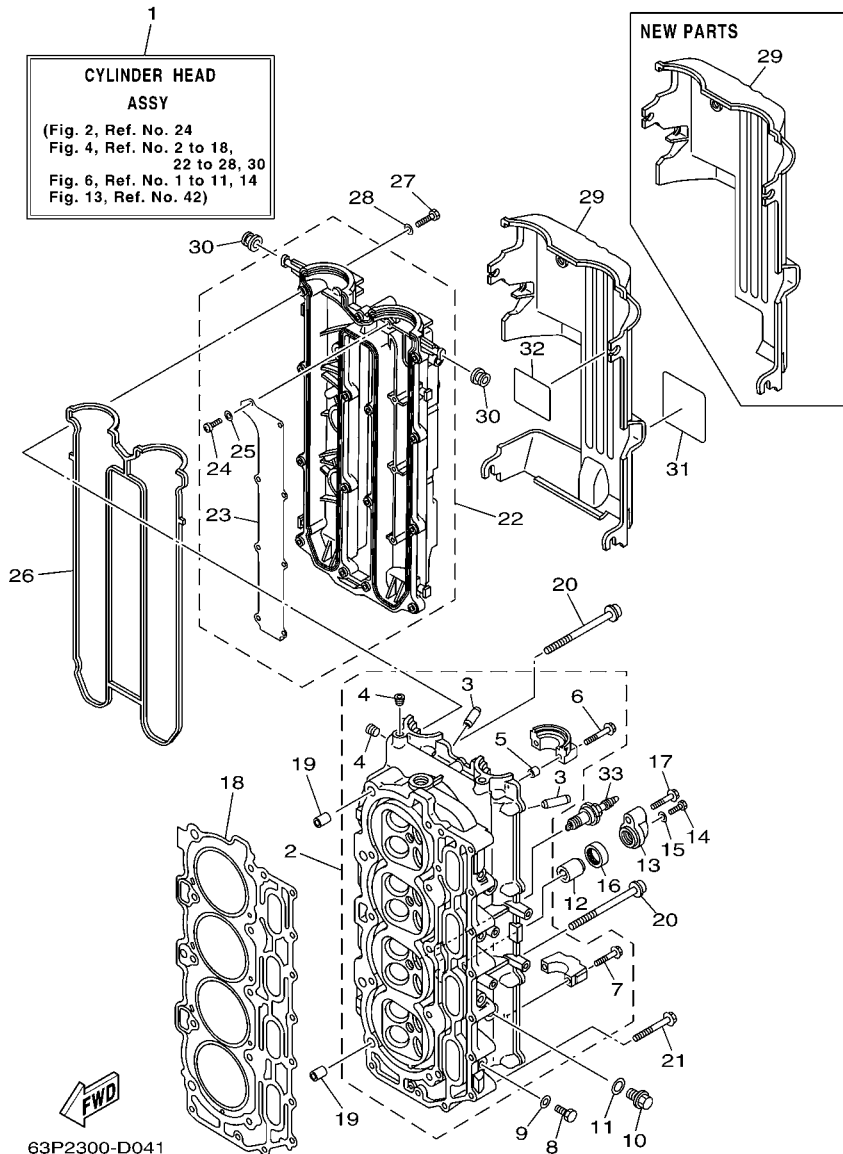
FIG. 3 CRANKSHAFT & PISTON

VILEBREQUIN & PISTON



REF. NO.	PART NO. N° PIECES	DESCRIPTION DESCRIPTION	63P2	64P2		REMARKS REMARQUES
1	63P-11410-00	CRANKSHAFT VILEBREQUIN COMPLET	1	1		
2	93102-60004	OIL SEAL JOINT SPY	1	1		
3	63P-11416-00	PLANE BEARING, CRANKSHAFT 1 COUSSINET DE VILEBREQUIN 1	4	4		UR GREEN UR GREEN
	63P-11416-10	PLANE BEARING, CRANKSHAFT 1 COUSSINET DE VILEBREQUIN 1	4	4		UR RED UR RED
	63P-11416-20	PLANE BEARING, CRANKSHAFT 1 COUSSINET DE VILEBREQUIN 1	4	4		UR YELLOW UR YELLOW
4	63P-11417-00	PLANE BEARING, CRANKSHAFT 2 COUSSINET DE VILEBREQUIN 2	5	5		UR GREEN UR GREEN
	63P-11417-10	PLANE BEARING, CRANKSHAFT 2 COUSSINET DE VILEBREQUIN 2	5	5		UR RED UR RED
	63P-11417-20	PLANE BEARING, CRANKSHAFT 2 COUSSINET DE VILEBREQUIN 2	5	5		UR YELLOW UR YELLOW
	63P-11417-30	PLANE BEARING, CRANKSHAFT 2 COUSSINET DE VILEBREQUIN 2	5	5		UR BLUE/ GREEN UR BLUE/ GREEN
5	63P-11426-00	PLANE BEARING, CRANKSHAFT 1 COUSSINET, VILEBREQUIN 1	1	1		UR GREEN UR GREEN
	63P-11426-10	PLANE BEARING, CRANKSHAFT 1 COUSSINET, VILEBREQUIN 1	1	1		UR RED UR RED
	63P-11426-20	PLANE BEARING, CRANKSHAFT 1 COUSSINET, VILEBREQUIN 1	1	1		UR YELLOW UR YELLOW
6	63P-W1164-00	PISTON/CONROD ASSY(STD) PISTON/BIELLE COMPLETE(STD)	4	4		
7	63P-11654-00	.BOLT, CONNECTING ROD .BOULON, BIELLE	2	2		
8	63P-11656-00	PLANE BEARING, CONNECTING ROD ROULEMENT DE BIELLE	8	8		UR GREEN UR GREEN
	63P-11656-10	PLANE BEARING, CONNECTING ROD ROULEMENT DE BIELLE	8	8		UR BLUE UR BLUE
	63P-11656-20	PLANE BEARING, CONNECTING ROD ROULEMENT DE BIELLE	8	8		UR RED UR RED
9	63P-11603-00	PISTON RING SET (STD) JEU DE SEGMENTS (STD)	4	4		


63P1010-C030

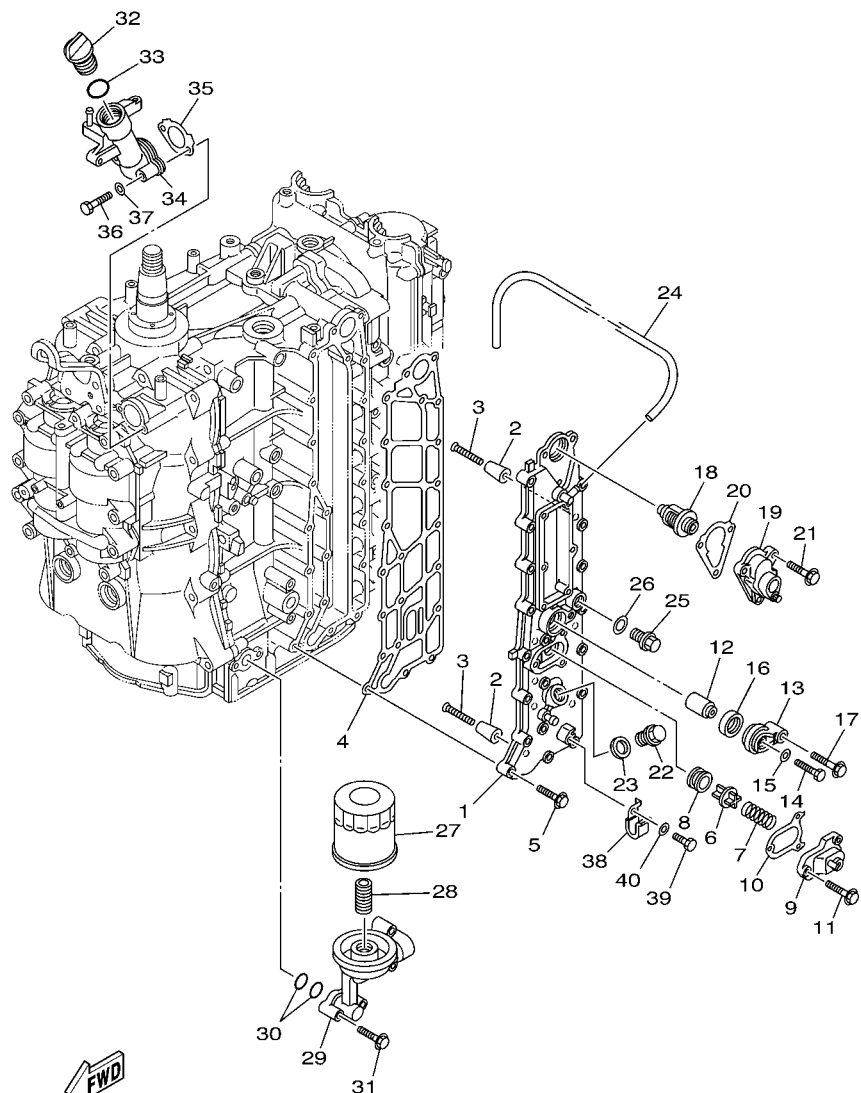


1: NEW PARTS
 STARTING SERIAL NO. : 63P-1025889 ~
 64P-1003013 ~

FIG. 4 CYLINDER & CRANKCASE 2 CYLINDRE & CARTER 2

REF. NO.	PART NO. N° PIECES	DESCRIPTION DESCRIPTION	63P2	64P2	REMARKS REMARQUES
1	63P-W009A-00-1S	CYLINDER HEAD ASSY CULASSE (ENS.)	1	1	NEW PARTS *1 NEW PARTS *1
	63P-W009A-01-1S	CYLINDER HEAD ASSY CULASSE (ENS.)	1	1	
2	63P-11110-00-94	CYLINDER HEAD ASSY JEU DE CULASSE	1	1	
3	69J-11133-10	.GUIDE, VALVE 1 .GUIDE, SOUPAPE 1	16	16	
4	90344-51019	.PLUG, TAPER SCREW .PLOT, FILETE CONIQUE	3	3	
5	91809-08006	.SLEEVE GUIDE-DOWEL .GOUJON, D'ASSEMBLAGE	4	4	
6	90119-07235	.BOLT/WASHER-CAM CAPS .BOULON, AVEC RONDELLE	4	4	
7	90119-07234	.BOLT, WITH WASHER .BOULON, AVEC RONDELLE	16	16	
8	97095-08014	BOLT BOULON	4	4	
9	90430-08143	GASKET JOINT	4	4	
10	90340-14M06	PLUG, STRAIGHT SCREW PLOT, FILETE DROIT	2	2	
11	90430-14115	GASKET JOINT	2	2	
12	68V-11325-01	ANODE ANODE	2	2	
13	69J-11327-00-94	COVER, ANODE COUVERCLE	2	2	
14	97075-06020	BOLT BOULON	2	2	
15	92995-06600	WASHER RONDELLE	2	2	
16	67F-11328-00	GROMMET, ANODE PASSE-FIL	2	2	
17	97575-08540	BOLT, WITH WASHER VIS HEXAGONAL AVEC RONDELLE	2	2	
18	63P-11181-00	GASKET, CYLINDER HEAD 1 JOINT, DE CULASSE 1	1	1	
19	90387-10M08	COLLAR COLLERETTE	2	2	
20	90155-10001	SCREW, FLAT FILLISTER VIS, TETE OVALE PLATE	10	10	
21	90119-08M91	BOLT, WITH WASHER BOULON, AVEC RONDELLE	10	10	
22	63P-11191-00-1S	COVER, CYLINDER HEAD 1 COUVERCLE, CULASSE 1	1	1	
23	63P-11135-00	.PLATE, BREATHER 3 .PLAQUE, RENIFLARD 3	1	1	
24	98507-04008	.SCREW, PAN HEAD .VIS, TETE TRONCONIQUE	8	8	
25	92907-04600	.WASHER .RONDELLE	8	8	
26	63P-11193-00	GASKET, HEAD COVER 1 JOINT, COUVERCLE DE CULASSE 1	1	1	

FIG. 5 CYLINDER & CRANKCASE 3 CYLINDRE & CARTER 3

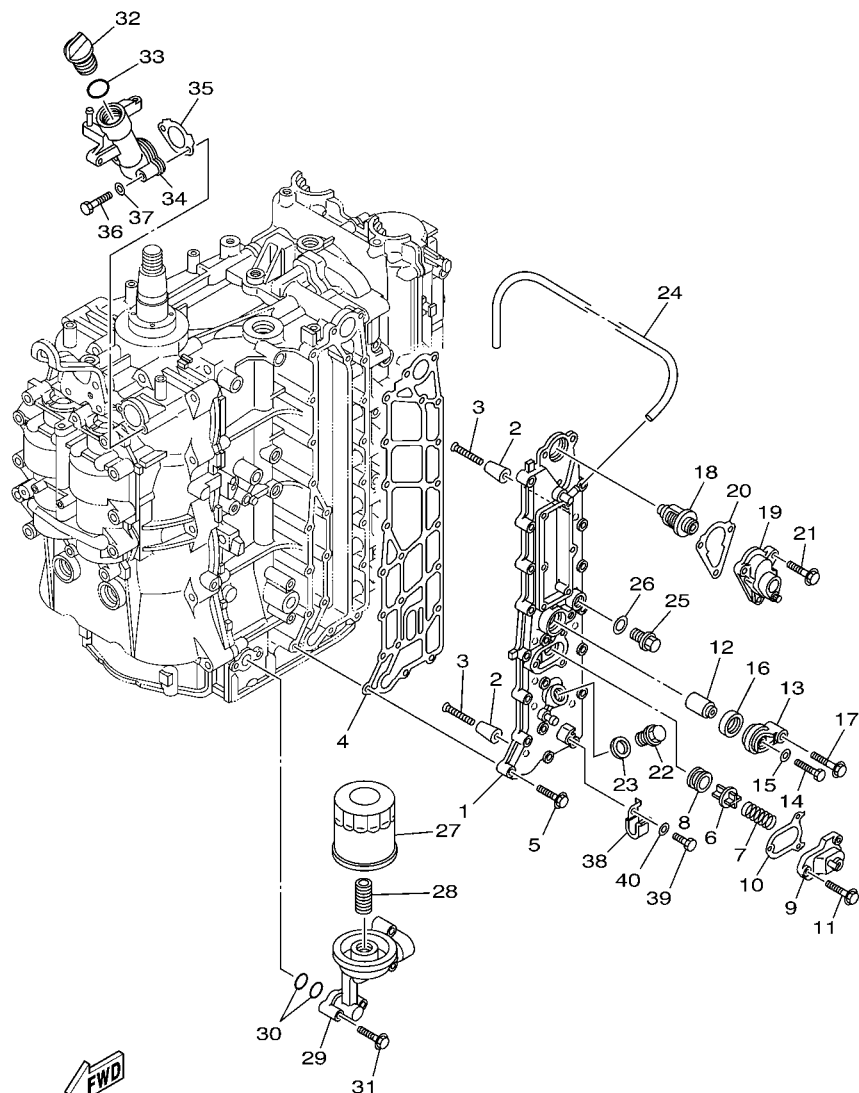


63P2100-D050

REF. NO.	PART NO. N° PIECES	DESCRIPTION DESCRIPTION	63P2	64P2		REMARKS REMARQUES
1	63P-41113-00-1S	OUTER COVER, EXHAUST COUVERCLE, ECHAPPEMENT	1	1		
2	68T-11325-00	ANODE ANODE	7	7		
3	90151-05M05	SCREW, COUNTERSUNK VIS, TETE NOYEE	7	7		
4	63P-41114-A1	GASKET, EXHAUST OUTER COVER JOINT, COUVERCLE D'ECHAPPEMENT	1	1		
5	90119-06MA4	BOLT, WITH WASHER BOULON, AVEC RONDELLE	19	19		
6	6G5-12416-00	VALVE, PRESSURE CONTROL SOUPAPE DE CONTROLEUR PRESS	1	1		
7	90501-16M11	SPRING, COMPRESSION RESSORT, COMPRESSION	1	1		
8	90480-20M05	GROMMET PASSE-FIL	1	1		
9	67F-1246A-00-1S	COVER 1 COUVERCLE 1	1	1		
10	67F-12435-A0	GASKET JOINT	1	1		
11	90119-06MA2	BOLT, WITH WASHER BOULON, AVEC RONDELLE	3	3		
12	68V-11325-01	ANODE ANODE	1	1		
13	69J-11327-00-94	COVER, ANODE COUVERCLE	1	1		
14	97075-06020	BOLT BOULON	1	1		
15	92995-06600	WASHER RONDELLE	1	1		
16	67F-11328-00	GROMMET, ANODE PASSE-FIL	1	1		
17	97575-08540	BOLT, WITH WASHER VIS HEXAGONAL AVEC RONDELLE	1	1		
18	67F-12411-01	THERMOSTAT THERMOSTAT	1	1		
19	63P-1240H-00-1S	COVER ASSEMBLY BOITIER DISTRIBUTEUR COMPLET	1	1		
20	63P-12414-00	GASKET, COVER JOINT, COUVERCLE	1	1		
21	90119-06MA4	BOLT, WITH WASHER BOULON, AVEC RONDELLE	3	3		
22	90340-18M09	PLUG, STRAIGHT SCREW PLOT, FILETE DROIT	1	1		
23	90430-18130	GASKET JOINT	1	1		
24	90445-10027	HOSE (L670) DURITE (L670)	1	1		
25	90340-14M06	PLUG, STRAIGHT SCREW PLOT, FILETE DROIT	1	1		
26	90430-14115	GASKET JOINT	1	1		
27	69J-13440-00	ELEMENT ASSY, OIL CLEANER ELEMENT, FILTRE A HUILE	1	1		

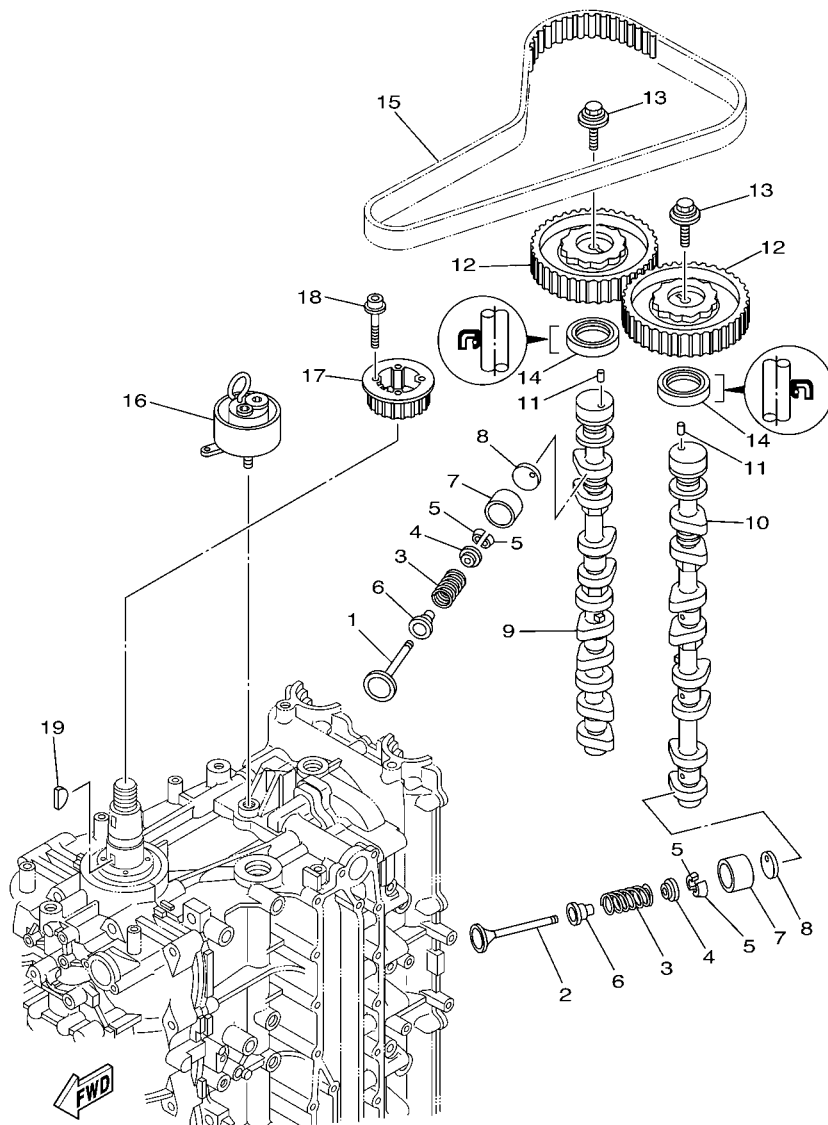
FIG. 5 CYLINDER & CRANKCASE 3

CYLINDRE & CARTER 3



63P2100-D050

REF. NO.	PART NO. N° PIECES	DESCRIPTION DESCRIPTION	63P2	64P2			REMARKS REMARQUES
28	69J-12858-00	BOLT, UNION BOULON, RACCORD	1	1			
29	63P-13446-00-94	CONNECTOR CONNECTEUR	1	1			
30	93210-19MJ1	O-RING JOINT TORIQUE	2	2			
31	97575-06540	BOLT, WITH WASHER VIS HEXAGONAL AVC RONDELLE	4	4			
32	6G8-15363-00	PLUG, OIL PLOT, HUILE	1	1			
33	93210-24M79	O-RING JOINT TORIQUE	1	1			
34	63P-15319-00-1S	JOINT JOINT	1	1			
35	63P-15364-A0	GASKET, OIL PLUG JOINT, PLOT D'HUILE	1	1			
36	97095-06045	BOLT BOULON	2	2			
37	92995-06600	WASHER RONDELLE	2	2			
38	90465-08M99	CLAMP BRIDE	1	1			
39	97095-06012	BOLT BOULON	1	1			
40	92995-06600	WASHER RONDELLE	1	1			



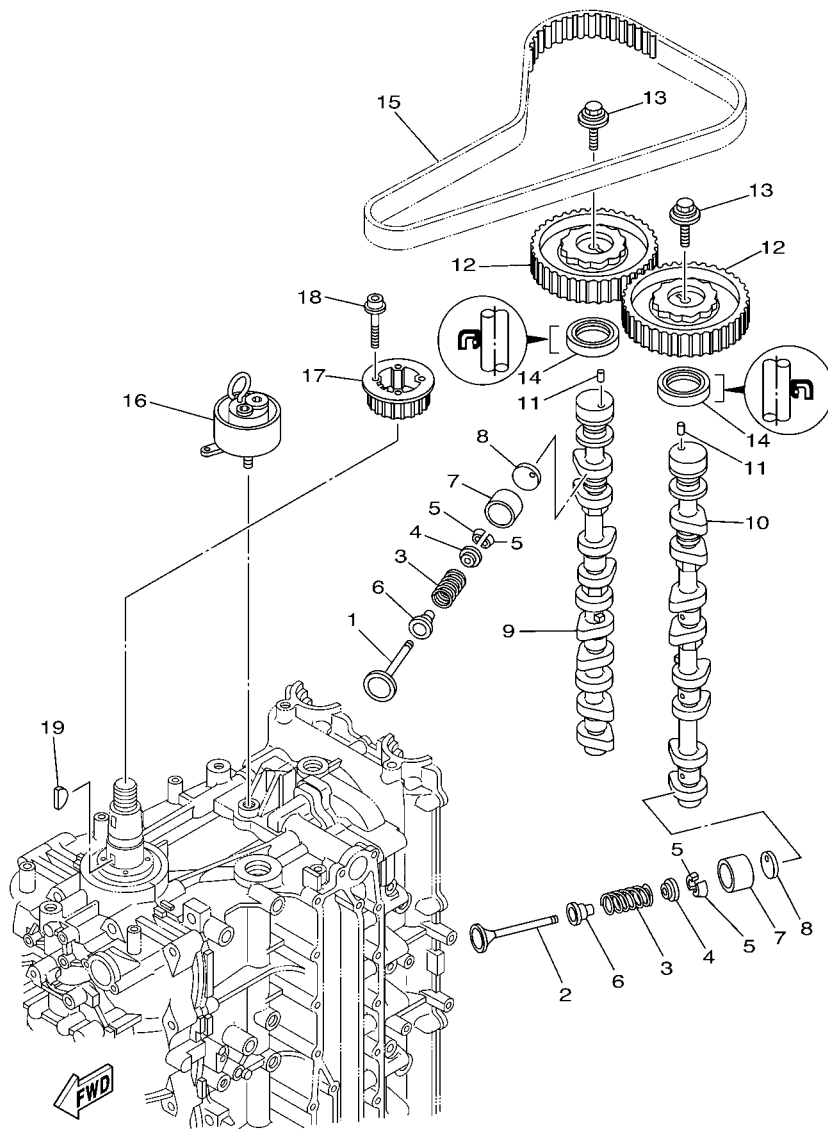
63P1010-C060

FIG. 6 VALVE

SOUPAPE

REF. NO.	PART NO. N° PIECES	DESCRIPTION DESCRIPTION	63P2	64P2	REMARKS REMARQUES
1	69J-12111-00	VALVE, INTAKE SOUPAPE, ADMISSION	8	8	
2	69J-12121-00	VALVE, EXHAUST SOUPAPE, ECHAPPEMENT	8	8	
3	69J-12113-01	SPRING, VALVE INNER RESSORT DE SOUPAPE, INTERNE	16	16	
4	69J-12117-01	RETAINER, VALVE SPRING BUTEE DE RESSORT DE SOUPAPE	16	16	
5	69J-12118-00	COTTER, VALVE FRAISE, SOUPAPE	32	32	
6	69J-12119-00	SEAL, VALVE STEM JOINT, QUEUE DE SOUPAPE	16	16	
7	69J-12153-00	LIFTER, VALVE LEVE-SOUPAPE	16	16	
8	69J-12168-00	PAD, ADJUSTING (2.320) PASTILLE, DE REGLAGE (2.320)	16	16	UR
	69J-12168-10	PAD, ADJUSTING (2.340) PASTILLE, DE REGLAGE (2.340)	16	16	UR
	69J-12168-20	PAD, ADJUSTING (2.360) PASTILLE, DE REGLAGE (2.360)	16	16	UR
	69J-12168-30	PAD, ADJUSTING (2.380) PASTILLE, DE REGLAGE (2.380)	16	16	UR
	69J-12168-40	PAD, ADJUSTING (2.400) PASTILLE, DE REGLAGE (2.400)	16	16	UR
	69J-12168-50	PAD, ADJUSTING (2.420) PASTILLE, DE REGLAGE (2.420)	16	16	UR
	69J-12168-60	PAD, ADJUSTING (2.440) PASTILLE, DE REGLAGE (2.440)	16	16	UR
	69J-12168-70	PAD, ADJUSTING (2.460) PASTILLE, DE REGLAGE (2.460)	16	16	UR
	69J-12168-80	PAD, ADJUSTING (2.480) PASTILLE, DE REGLAGE (2.480)	16	16	UR
	69J-12168-90	PAD, ADJUSTING (2.500) PASTILLE, DE REGLAGE (2.500)	16	16	UR
	69J-12168-A0	PAD, ADJUSTING (2.520) PASTILLE, DE REGLAGE (2.520)	16	16	UR
	69J-12168-B0	PAD, ADJUSTING (2.540) PASTILLE, DE REGLAGE (2.540)	16	16	UR
	69J-12168-C0	PAD, ADJUSTING (2.560) PASTILLE, DE REGLAGE (2.560)	16	16	UR
	69J-12168-D0	PAD, ADJUSTING (2.580) PASTILLE, DE REGLAGE (2.580)	16	16	UR
	69J-12168-E0	PAD, ADJUSTING (2.600) PASTILLE, DE REGLAGE (2.600)	16	16	UR
	69J-12168-F0	PAD, ADJUSTING (2.620) PASTILLE, DE REGLAGE (2.620)	16	16	UR
	69J-12168-G0	PAD, ADJUSTING (2.640) PASTILLE, DE REGLAGE (2.640)	16	16	UR
	69J-12168-H0	PAD, ADJUSTING (2.660) PASTILLE, DE REGLAGE (2.660)	16	16	UR
	69J-12168-J0	PAD, ADJUSTING (2.680) PASTILLE, DE REGLAGE (2.680)	16	16	UR
	69J-12168-K0	PAD, ADJUSTING (2.700) PASTILLE, DE REGLAGE (2.700)	16	16	UR

B6



63P1010-C060

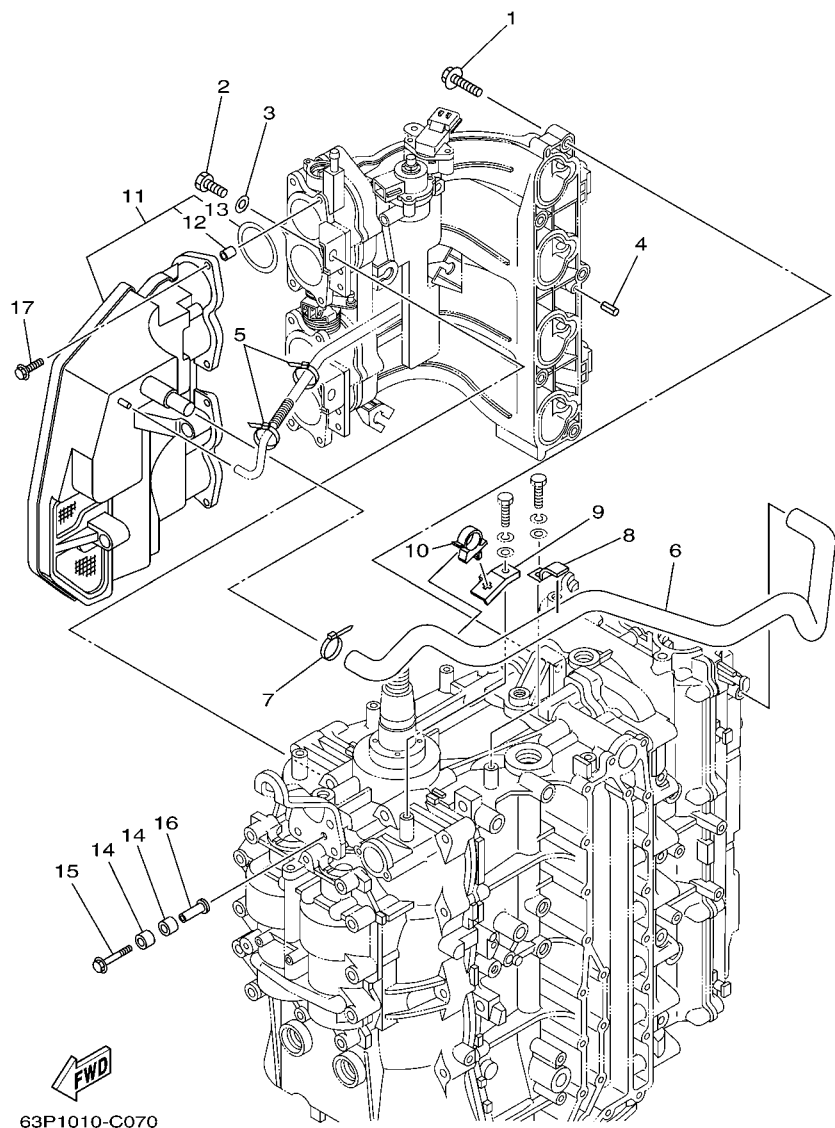
FIG. 6 VALVE

SOUPAPE

REF. NO.	PART NO. N° PIECES	DESCRIPTION DESCRIPTION	63P2	64P2	REMARKS REMARQUES
8	69J-12168-L0	PAD, ADJUSTING (2.720) PASTILLE, DE REGLAGE (2.720)	16	16	UR
	69J-12168-M0	PAD, ADJUSTING (2.740) PASTILLE, DE REGLAGE (2.740)	16	16	UR
	69J-12168-N0	PAD, ADJUSTING (2.760) PASTILLE, DE REGLAGE (2.760)	16	16	UR
	69J-12168-P0	PAD, ADJUSTING (2.780) PASTILLE, DE REGLAGE (2.780)	16	16	UR
	69J-12168-R0	PAD, ADJUSTING (2.800) PASTILLE, DE REGLAGE (2.800)	16	16	UR
	69J-12168-S0	PAD, ADJUSTING (2.820) PASTILLE, DE REGLAGE (2.820)	16	16	UR
	69J-12168-T0	PAD, ADJUSTING (2.840) PASTILLE, DE REGLAGE (2.840)	16	16	UR
	69J-12168-U0	PAD, ADJUSTING (2.860) PASTILLE, DE REGLAGE (2.860)	16	16	UR
	69J-12168-V0	PAD, ADJUSTING (2.880) PASTILLE, DE REGLAGE (2.880)	16	16	UR
	69J-12168-W0	PAD, ADJUSTING (2.900) PASTILLE, DE REGLAGE (2.900)	16	16	UR
	69J-12168-X0	PAD, ADJUSTING (2.920) PASTILLE, DE REGLAGE (2.920)	16	16	UR
	69J-12168-Y0	PAD, ADJUSTING (2.940) PASTILLE, DE REGLAGE (2.940)	16	16	UR
	69J-12169-00	PAD, ADJUSTING (2.960) PASTILLE, DE REGLAGE (2.960)	16	16	UR
9	63P-12171-00	CAMSHAFT 1 ARBRE A CAMES 1	1	1	
10	63P-12181-00	CAMSHAFT 2 ARBRE A CAMES 2	1	1	
11	93605-10108	PIN, DOWEL AXE	2	2	
12	63P-11537-00	GEAR, DRIVEN PIGNON SECONDAIRE	2	2	
13	90119-10M06	BOLT, WITH WASHER BOULON, AVEC RONDELLE	2	2	
14	93102-38M59	OIL SEAL JOINT SPY	2	2	
15	63P-46241-00	V-BELT COURROIE TRAPEZOIDALE	1	1	
16	63P-11590-00	TENSIONER ASSY TENDEUR (ENS.)	1	1	
17	63P-11536-00	GEAR, DRIVE ENGRENAGE, MENANT	1	1	
18	90110-05020	BOLT, HEXAGON SOCKET HEAD BOULON, TETE HEXAGONALE CREUSE	4	4	
19	90280-04008	KEY, WOODRUFF CLAVETTE, DEMI-LUNE	1	1	

FIG. 7 INTAKE 1

ADMISSION 1

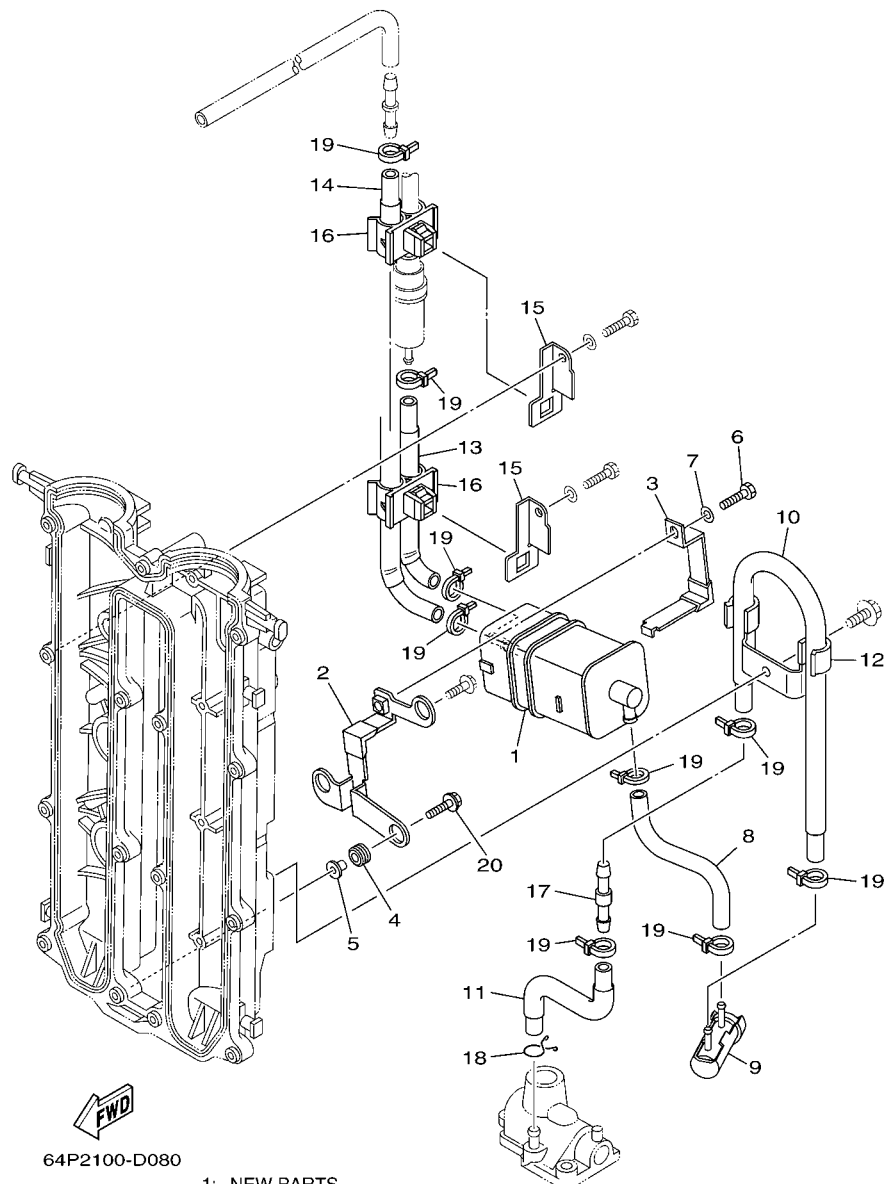


63P1010-C070

REF. NO.	PART NO. N° PIECES	DESCRIPTION DESCRIPTION	63P2	64P2	REMARKS REMARQUES
1	97575-08540	BOLT, WITH WASHER VIS HEXAGONAL AVC RONDELLE	5	5	
2	97013-08020	BOLT BOULON	2	2	
3	92903-08600	WASHER, PLATE RONDELLE, PLATE	2	2	
4	91690-50014	PIN, SPRING AGRAFFE	2	2	
5	90465-11M59	CLAMP BRIDE	2	2	OLD PARTS OLD PARTS
6	63P-15373-00	PIPE, BREATHER DURITE DE RENIFLARD	1	1	
7	90465-11M59	CLAMP BRIDE	1	1	
8	90462-10023	CLAMP BRIDE	1	1	
9	63P-15378-00	HOLDER SUPPORT	1	1	
10	90464-20006	CLAMP BRIDE	1	1	
11	63P-14440-00	SILENCER ASSY, INTAKE SIENCIEUX D'ADMISSION	1	1	
12	63P-14449-00	.COLLAR .COLLERETTE	6	6	
13	63P-14457-00	.SEAL .JOINT	4	4	
14	90386-08001	BUSH DOUILLE	4	4	
15	90119-06076	BOLT, WITH WASHER BOULON, AVEC RONDELLE	2	2	
16	90387-06038	COLLAR COLLERETTE	2	2	
17	90119-06M82	BOLT, WITH WASHER BOULON, AVEC RONDELLE	6	6	

FIG. 8 INTAKE 2

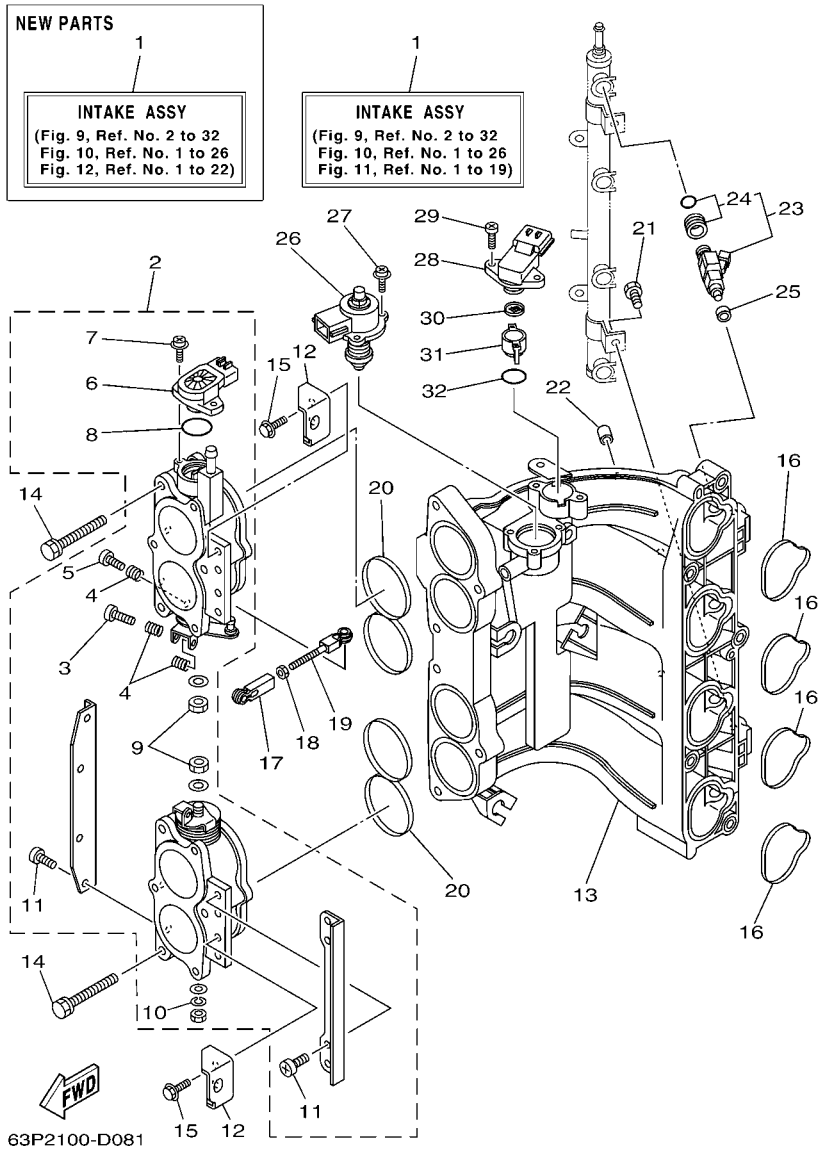
ADMISSION 2



64P2100-D080

1: NEW PARTS
 STARTING SERIAL NO. : 63P-1025889 ~
 64P-1003013 ~

REF. NO.	PART NO. N° PIECES	DESCRIPTION DESCRIPTION	63P2	64P2	REMARKS REMARQUES
1	6P2-24170-00	CANISTER ASSY BANDE, RASERVOIR A ESSENCE	1	1	NEW PARTS *1 NEW PARTS *1
2	63P-2134X-00	BRACKET, CANISTER SUPPORT	1	1	NEW PARTS *1 NEW PARTS *1
3	63P-2419A-00	HOLDER SUPPORT	1	1	NEW PARTS *1 NEW PARTS *1
4	90480-10M23	GROMMET PASSE-FIL	3	3	NEW PARTS *1 NEW PARTS *1
5	90387-06M60	COLLAR COLLERETTE	3	3	NEW PARTS *1 NEW PARTS *1
6	97095-06016	BOLT BOULON	1	1	NEW PARTS *1 NEW PARTS *1
7	92995-06600	WASHER RONDELLE	1	1	NEW PARTS *1 NEW PARTS *1
8	64P-24313-00	PIPE 3 DURITE 3	1	1	NEW PARTS *1 NEW PARTS *1
9	69J-24502-00	FILTER, FUEL FILTRE	1	1	NEW PARTS *1 NEW PARTS *1
10	64P-24312-00	PIPE 2 DURITE 2	1	1	NEW PARTS *1 NEW PARTS *1
11	64P-24311-00	PIPE, FUEL 1 DURITE A ESSENCE	1	1	NEW PARTS *1 NEW PARTS *1
12	63P-24367-00	CLAMP, FUEL PIPE 2 COLLIER DE DURITE A ESSENCE	1	1	NEW PARTS *1 NEW PARTS *1
13	64P-24315-00	PIPE 5 DURITE 5	1	1	NEW PARTS *1 NEW PARTS *1
14	64P-24314-00	PIPE 4 DURITE 4	1	1	NEW PARTS *1 NEW PARTS *1
15	63P-24364-00	STAY SUPPORT	2	2	NEW PARTS *1 NEW PARTS *1
16	90464-11012	CLAMP BRIDE	2	2	NEW PARTS *1 NEW PARTS *1
17	6E5-24379-00	PIPE, JOINT 4 DURITE RACCORDEMENT 4	1	1	NEW PARTS *1 NEW PARTS *1
18	90467-09M09	CLIP JONC	1	1	NEW PARTS *1 NEW PARTS *1
19	90465-11M10	CLAMP BRIDE	9	9	NEW PARTS *1 NEW PARTS *1
20	90119-06135	BOLT, WITH WASHER BOULON, AVEC RONDELLE	2	2	NEW PARTS *1 NEW PARTS *1



1: NEW PARTS
 STARTING SERIAL NO. : 63P-1025889 ~
 64P-1003013 ~

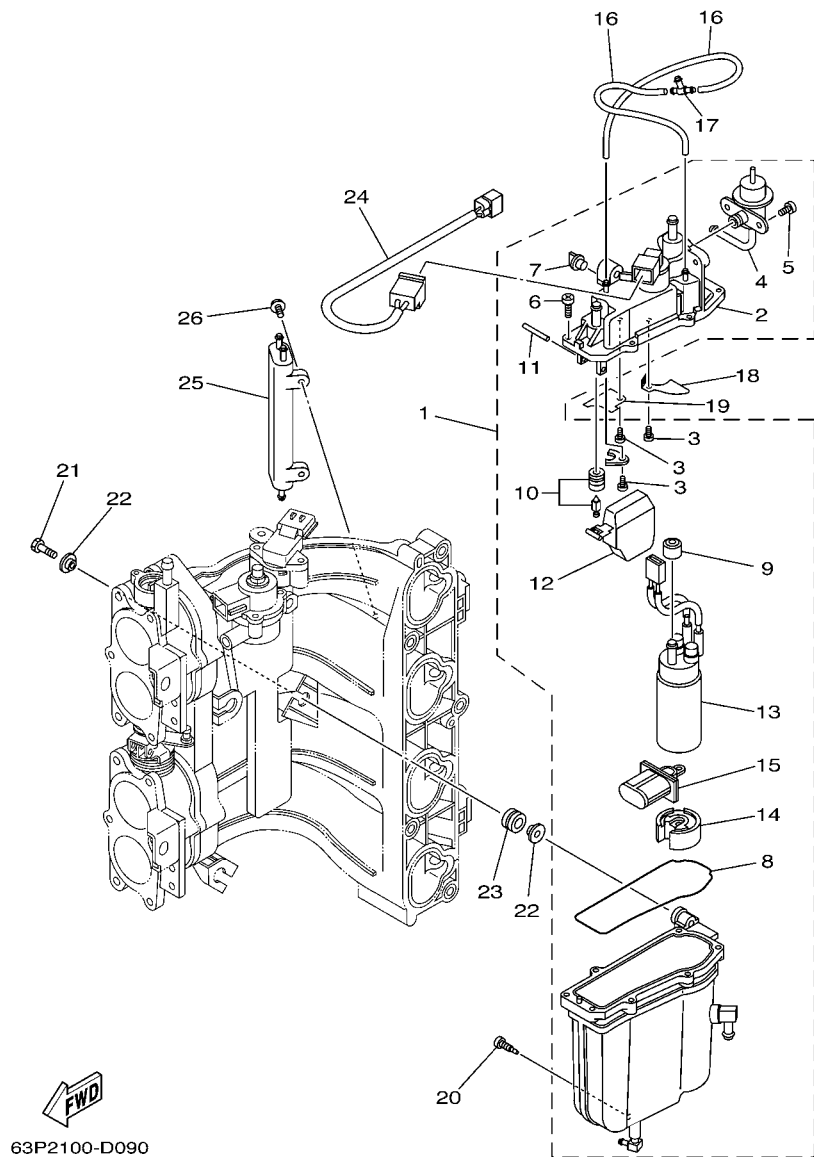
FIG. 9 INTAKE 3

ADMISSION 3

REF. NO.	PART NO. N° PIECES	DESCRIPTION DESCRIPTION	63P2	64P2	REMARKS REMARQUES
1	63P-14200-00	INTAKE ASSY ADMISSION (ENS.)	1	1	
	63P-14200-20	INTAKE ASSY ADMISSION (ENS.)	1	1	NEW PARTS *1 NEW PARTS *1
2	63P-13751-00	BODY, THROTTLE 1 CARTER 1	1	1	
	63P-13751-01	BODY, THROTTLE 1 CARTER 1	1	1	NEW PARTS *1 NEW PARTS *1
3	69J-14321-00	.SCREW, THROTTLE .VIS, ACCELERATEUR	1	1	
4	68V-14331-00	.SPRING, THROTTLE VALVE .RESSORT, BOISSEAU	3	3	
5	68V-14323-00	.SCREW, AIR ADJUSTING .VIS DE DOSEUR D'AIR	1	1	
6	69J-85885-00	THROTTLE SENSOR ASSY SENSITOMETRE (ENS.)	1	1	
	6S1-85885-00	.THROTTLE SENSOR ASSY .SENSITOMETRE (ENS.)	1	1	NEW PARTS *1 NEW PARTS *1
7	68V-81145-01	.SCREW 1 .VIS 1	2	2	
8	68V-8182L-00	.O-RING 1 .JOINT TORIQUE 1	1	1	
9	3CF-14594-00	.NUT .ECROU	2	2	
10	68V-14356-00	.WASHER, SPRING .RONDELLE	1	1	
11	68V-14565-00	.SCREW .VIS	8	8	
12	63P-14291-00	BRACKET 1 SUPPORT 1	2	2	
13	63P-13641-00	MANIFOLD 1 TUBULURE 1	1	1	
14	63P-14496-00	BOLT BOULON	6	6	
15	97595-06516	BOLT, WITH WASHER VIS HEXAGONAL AVC RONDELLE	4	4	
16	63P-13645-00	GASKET, MANIFOLD 1 JOINT, TUBULURE 1	4	4	
17	6H4-41237-00	JOINT, LINK RACCORD	1	1	
18	95380-05700	NUT ECROU	1	1	
19	682-41238-01	JOINT, LINK RACCORD	1	1	
20	63P-13557-00	GASKET JOINT	2	2	
21	63P-14446-00	BOLT BOULON	2	2	
22	63P-13643-00	COVER, MANIFOLD COUVERCLE, TUBULURE	4	4	
23	63P-13761-00	INJECTOR ASSY INJECTEUR	4	4	
24	68V-1410B-00	.PACKING KIT .POCHETTE DE JOINTS	1	1	

FIG. 10 FUEL INJECTION PUMP 1

POMPE A INJECTEUR 1

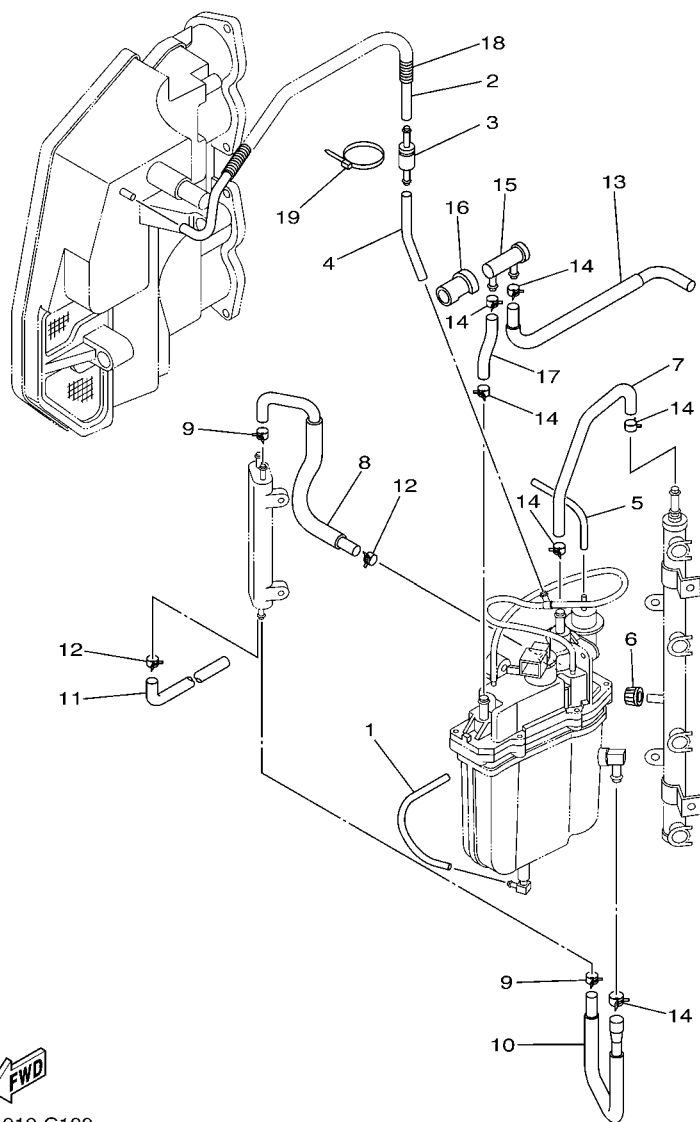


63P2100-D090

REF. NO.	PART NO. N° PIECES	DESCRIPTION DESCRIPTION	63P2	64P2			REMARKS REMARQUES
1	63P-14180-00	FLOAT CHAMBER ASSY CUVE DE FLOTTEUR	1	1			
2	63P-14182-00	.COVER, FLOAT CHAMBER .COUVERCLE, CUVE DE FLOTTEUR	1	1			
3	4SV-24453-00	.SCREW .VIS	3	3			
4	63P-13906-00	.REGULATOR, PRESSURE .REGULATEUR DE PRESSION	1	1			
5	63P-14565-00	.SCREW .VIS	2	2			
6	63P-14567-00	.SCREW .VIS	7	7			
7	69J-14225-00	.CAP .COUVERCLE	1	1			
8	63P-14984-00	.GASKET, FLOAT CHAMBER .JOINT, CUVE DE FLOTTEUR	1	1			
9	68V-13781-10	.DAMPER, PUMP .AMORTISSEUR, POMPE	1	1			
10	63P-14546-00	.VALVE, NEEDLE .POINTEAU	1	1			
11	68V-14386-00	.PIN, FLOAT .AXE, FLOTTEUR	1	1			
12	63P-14985-00	.FLOAT .FLOTTEUR	1	1			
13	63P-13907-01	.FUEL PUMP COMP. .POMPE A CARBURANT COMP.	1	1			
14	63P-13784-00	.COVER, PUMP .COUVERCLE, POMPE	1	1			
15	63P-13915-00	.FILTER .FILTRE	1	1			
16	63P-14148-00	PIPE DURITE	2	2			
17	69J-24379-00	PIPE, JOINT 4 DURITE RACCORDEMENT 4	1	1			
18	63P-2411R-00	PLATE 1 PLAQUE 1	1	1			
19	63P-2411T-00	PLATE 2 PLAQUE 2	1	1			
20	63P-14191-00	PLUG, DRAIN PLOT, VIDANGE	1	1			
21	63P-14777-00	BOLT BOULON	3	3			
22	69J-13716-00	COLLAR COLLERETTE	6	6			
23	69J-13593-00	DAMPER AMORTISSEUR	3	3			
24	63P-8259L-00	WIRE HARNESS ASSY 1 FAISCEAU DE FILS COMPLET 1	1	1			
25	63P-21841-00	COOLER RADIATEUR	1	1			
26	68V-14446-00	BOLT BOULON	2	2			

FIG. 11 FUEL INJECTION PUMP 2

POMPE A INJECTEUR 2

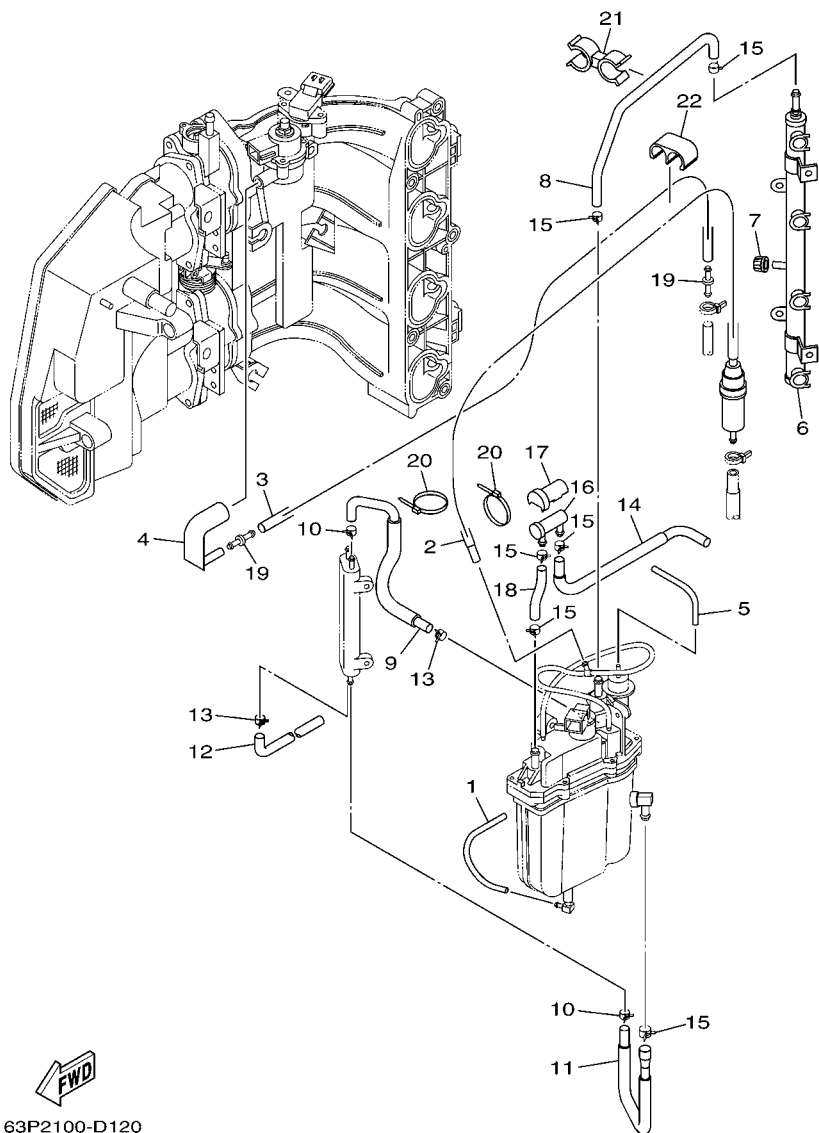


63P1010-C100

REF. NO.	PART NO. N° PIECES	DESCRIPTION DESCRIPTION	63P2	64P2	REMARKS REMARQUES
1	63P-14149-00	PIPE DURITE	1	1	OLD PARTS OLD PARTS
2	63P-1441J-00	PIPE, SILENCER DURITE, DE SILENCIEUX	1	1	OLD PARTS OLD PARTS
3	63P-24460-00	RELIEF VALVE ASSY SOUPAPE DE SECURITE COMPLET	1	1	OLD PARTS OLD PARTS
4	63P-14197-00	PIPE DURITE	1	1	OLD PARTS OLD PARTS
5	63P-13532-00	HOSE, VACUUM SENSING 3 DURITE 3	1	1	OLD PARTS OLD PARTS
6	63P-14225-00	CAP COUVERCLE	1	1	OLD PARTS OLD PARTS
7	63P-13974-00	PIPE, FUEL 4 TUBE 4, CARBURANT	1	1	OLD PARTS OLD PARTS
8	63P-13976-00	PIPE, FUEL 6 TUBE 6, CARBURANT	1	1	OLD PARTS OLD PARTS
9	68V-2411M-00	CLIP JONC	2	2	OLD PARTS OLD PARTS
10	63P-24317-00	PIPE 7 DURITE 7	1	1	OLD PARTS OLD PARTS
11	63P-22478-00	PIPE 2 DURITE 2	1	1	OLD PARTS OLD PARTS
12	68V-24519-00	CLIP JONC	2	2	OLD PARTS OLD PARTS
13	63P-24325-00	PIPE 14 DURITE 14	1	1	OLD PARTS OLD PARTS
14	68V-13577-00	CLIP AGRAFE	6	6	OLD PARTS OLD PARTS
15	69J-24501-00	FILTER, FUEL FILTRE	1	1	OLD PARTS OLD PARTS
16	69J-24599-00	CAP CAPUCHON	1	1	OLD PARTS OLD PARTS
17	63P-13975-00	PIPE, FUEL 5 TUBE 5, CARBURANT	1	1	OLD PARTS OLD PARTS
18	63P-13881-00	COVER 1 COUVERCLE 1	1	1	OLD PARTS OLD PARTS
19	68V-2481H-00	CLAMP BRIDE	1	1	OLD PARTS OLD PARTS

FIG. 12 FUEL INJECTION PUMP 3

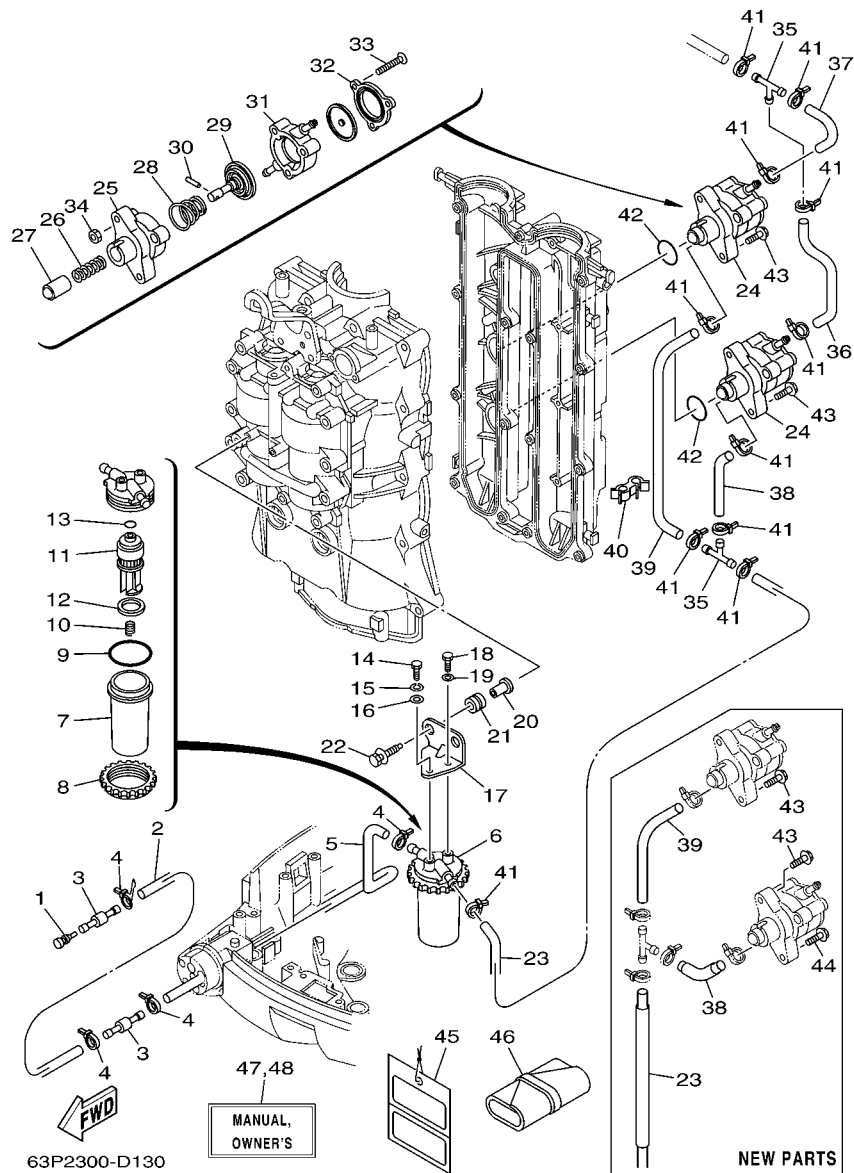
POMPE A INJECTEUR 3



63P2100-D120

1: NEW PARTS
 STARTING SERIAL NO. : 63P-1025889 ~
 64P-1003013 ~

REF. NO.	PART NO. N° PIECES	DESCRIPTION DESCRIPTION	63P2	64P2	REMARKS REMARQUES
1	63P-14149-00	PIPE DURITE	1	1	NEW PARTS *1 NEW PARTS *1
2	63P-13971-00	PIPE, FUEL 1 TUBE 1, CARBURANT	1	1	NEW PARTS *1 NEW PARTS *1
3	63P-13546-00	HOSE 2 DURITE 2	1	1	NEW PARTS *1 NEW PARTS *1
4	63P-13545-00	HOSE 1 DURITE 1	1	1	NEW PARTS *1 NEW PARTS *1
5	63P-13532-00	HOSE, VACUUM SENSING 3 DURITE 3	1	1	NEW PARTS *1 NEW PARTS *1
6	63P-13160-00	DELIVERY PIPE ASSY 1 ENS. TUBE DE REFOULEMENT 1	1	1	NEW PARTS *1 NEW PARTS *1
7	63P-14225-00	CAP COUVERCLE	1	1	NEW PARTS *1 NEW PARTS *1
8	63P-13974-10	PIPE, FUEL 4 TUBE 4, CARBURANT	1	1	NEW PARTS *1 NEW PARTS *1
9	63P-13976-00	PIPE, FUEL 6 TUBE 6, CARBURANT	1	1	NEW PARTS *1 NEW PARTS *1
10	68V-2411M-00	CLIP JONC	2	2	NEW PARTS *1 NEW PARTS *1
11	63P-24317-00	PIPE 7 DURITE 7	1	1	NEW PARTS *1 NEW PARTS *1
12	63P-2247B-00	HOSE 2 DURITE 2	1	1	NEW PARTS *1 NEW PARTS *1
13	68V-24519-00	CLIP JONC	2	2	NEW PARTS *1 NEW PARTS *1
14	63P-24325-00	PIPE 14 DURITE 14	1	1	NEW PARTS *1 NEW PARTS *1
15	68V-13577-00	CLIP AGRAFE	6	6	NEW PARTS *1 NEW PARTS *1
16	69J-24501-10	FILTER, FUEL FILTRE	1	1	NEW PARTS *1 NEW PARTS *1
17	69J-24599-10	CAP CAPUCHON	1	1	NEW PARTS *1 NEW PARTS *1
18	63P-13975-00	PIPE, FUEL 5 TUBE 5, CARBURANT	1	1	NEW PARTS *1 NEW PARTS *1
19	6P2-13758-00	PIPE, JOINT DURITE	2	2	NEW PARTS *1 NEW PARTS *1
20	68V-2481H-00	CLAMP BRIDE	2	2	NEW PARTS *1 NEW PARTS *1
21	63P-2417H-00	CLAMP 1 COLLIER 1	1	1	NEW PARTS *1 NEW PARTS *1
22	63P-2417J-00	CLAMP 2 COLLIER 2	1	1	NEW PARTS *1 NEW PARTS *1

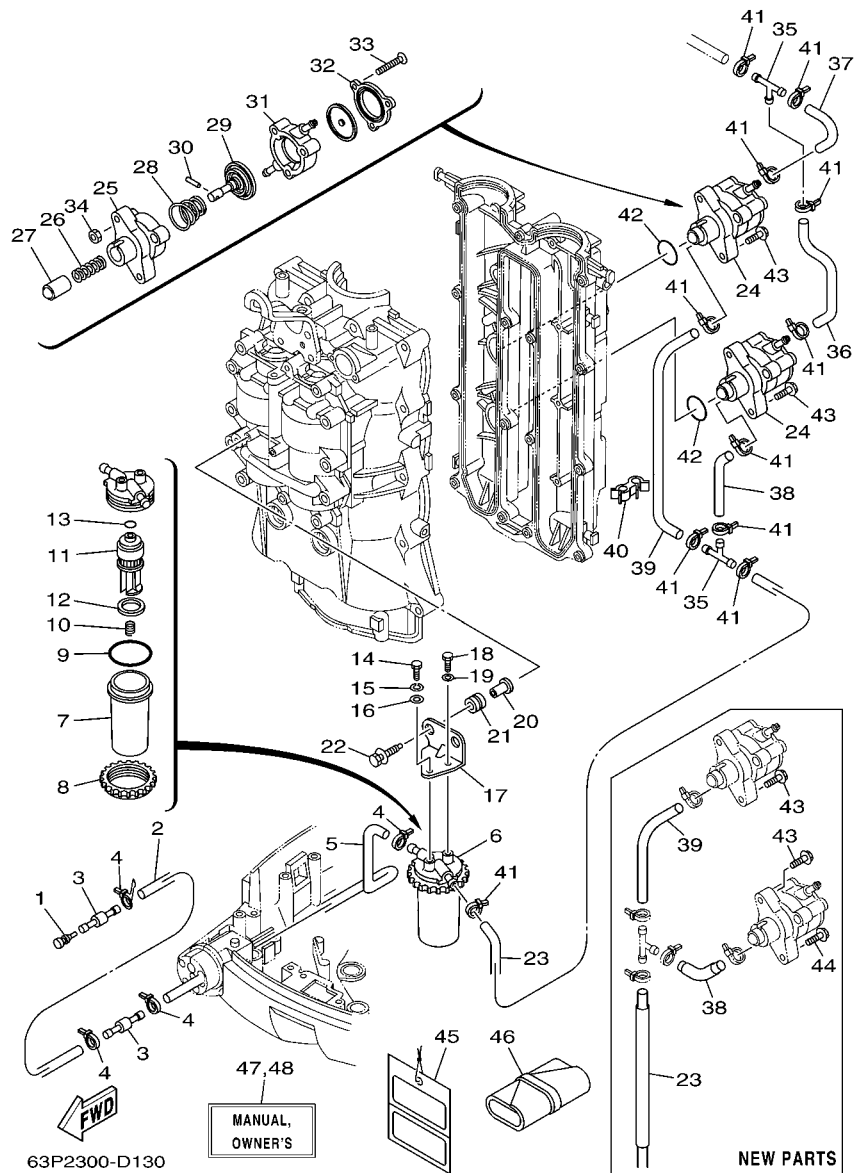


1: NEW PARTS
 STARTING SERIAL NO. : 63P-1025889 ~
 64P-1003013 ~

FIG. 13 FUEL 1

CARBURANT 1

REF. NO.	PART NO. N° PIECES	DESCRIPTION DESCRIPTION	63P2	64P2	REMARKS REMARQUES
1	689-85547-00	DAMPER AMORTISSEUR	1	1	
2	90445-13511	HOSE (L2000) DURITE (L2000)	1	1	
3	6R3-24377-10	PIPE, JOINT 3 DURITE RACCORDEMENT 3	2	2	
4	90465-11M10	CLAMP BRIDE	4	4	
5	63P-24316-00	PIPE 6 DURITE 6	1	1	
6	65L-24560-00	FILTER ASSY ENS FILTRE	1	1	
7	61A-24521-00	.CUP, FILTER .CUVETTE, FILTRE	1	1	
8	65L-24531-01	.NUT .ECROU	1	1	
9	61A-24564-00	.O-RING .JOINT TORIQUE	1	1	
10	65L-24577-00	.SPRING .RESSORT	1	1	
11	65L-24563-00	.ELEMENT, FILTER .ELEMENT, FILTRE	1	1	
12	61A-24469-00	.FLOAT, WATER LEVEL .FLOTTEUR	1	1	
13	65L-24564-00	.O-RING .JOINT TORIQUE	1	1	
14	97095-06016	BOLT BOULON	1	1	
15	92995-06100	WASHER, SPRING RONDELLE, GROWER	1	1	
16	90201-06068	WASHER, PLATE RONDELLE, PLATE	1	1	
17	63P-24566-00	BRACKET, FILTER SUPPORT, FILTRE	1	1	
18	97095-06014	BOLT BOULON	1	1	
19	92995-06600	WASHER RONDELLE	1	1	
20	90387-06M60	COLLAR COLLERETTE	2	2	
21	90480-10M23	GROMMET PASSE-FIL	2	2	
22	90119-06071	BOLT, WITH WASHER BOULON, AVEC RONDELLE	2	2	
23	63P-24311-00	PIPE, FUEL 1 DURITE A ESSENCE	1	1	
	63P-24311-10	PIPE, FUEL 1 DURITE A ESSENCE	1	1	NEW PARTS *1
24	63P-24410-00	FUEL PUMP ASSY POMPE A ESSENCE	2	2	NEW PARTS *1
25	68V-24412-00	.BODY 1 .CORPS 1	1	1	
26	68V-24454-00	.SPRING .RESSORT	1	1	



1: NEW PARTS
 STARTING SERIAL NO. : 63P-1025889 ~
 64P-1003013 ~

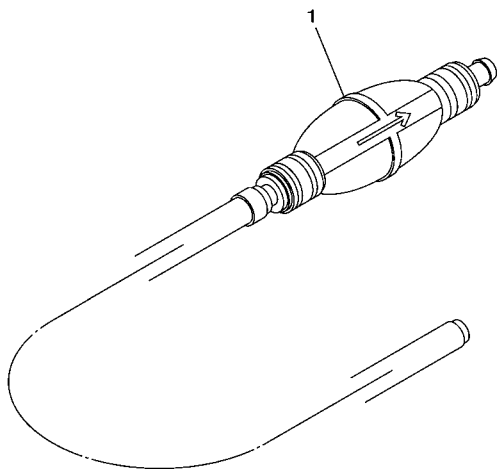
FIG. 13 FUEL 1

CARBURANT 1

REF. NO.	PART NO. N° PIECES	DESCRIPTION DESCRIPTION	63P2	64P2	REMARKS REMARQUES
27	63P-13131-00	.PLUNGER .PLONGEUR	1	1	
28	63P-24423-00	.SPRING, DIAPHRAGM .RESSORT, DIAPHRAGME	1	1	
29	68V-24411-00	.DIAPHRAGM .DIAPHRAGME	1	1	
30	68V-24374-00	.PIN .GOUILLE	1	1	
31	68V-24413-00	.BODY 2 .CORPS 2	1	1	
32	63P-24414-00	.BODY 3 .CORPS 3	1	1	
33	68V-24444-00	.SCREW .VIS	3	3	
34	68V-24149-00	.NUT .ECROU	3	3	
35	6E5-24378-00	PIPE, JOINT 3 DURITE, RACCORDEMENT 3	2	2	
36	63P-24314-00	PIPE 4 DURITE 4	1	1	
37	63P-24315-00	PIPE 5 DURITE 5	1	1	
38	63P-24312-00 63P-24312-10	PIPE 2 DURITE 2	1	1	NEW PARTS *1 NEW PARTS *1
39	63P-24313-00 63P-24313-10	PIPE 3 DURITE 3	1	1	NEW PARTS *1 NEW PARTS *1
40	90464-12004	CLAMP BRIDE	1	1	OLD PARTS OLD PARTS
41	90465-11M10	CLAMP BRIDE	11	11	
42	93210-30682	O-RING JOINT TORIQUE	2	2	
43	90119-06M83 90119-06M83	BOLT, WITH WASHER BOULON, AVEC RONDELLE	4	4	
44	90119-06135	BOLT, WITH WASHER BOULON, AVEC RONDELLE	3	3	NEW PARTS *1 NEW PARTS *1
45	61H-2819R-31	TAG, WARNING ETIQUETTE, AVERTISSEMENT	1	1	
46	67F-28100-01	TOOL KIT TROUSSE A OUTILS	1	1	
47	63P-28199-72-E0 63P-28199-72-F0	MANUAL, OWNER'S MANUEL D'UTILISATION	1	1	UR (E) UR (E)
48	63P-28199-72-F0 63P-28199-72-S0	MANUAL, OWNER'S MANUEL D'UTILISATION	1	1	UR (F) UR (F)
49	63P-28199-72-S0 63P-28199-72-G0	MANUAL, OWNER'S MANUEL D'UTILISATION	1	1	UR (ES) UR (ES)
50	63P-28199-72-G0	MANUAL, OWNER'S MANUEL D'UTILISATION	1	1	UR (D) UR (D)

FIG. 14 FUEL 2

CARBURANT 2



REF. NO.	PART NO. N° PIECES	DESCRIPTION DESCRIPTION	63P2	64P2		REMARKS REMARQUES
1	6YK-24307-42	FUEL PIPE COMP. 2 DURITE A ESSENCE 2	1	1		AP AP


63P1300-C120

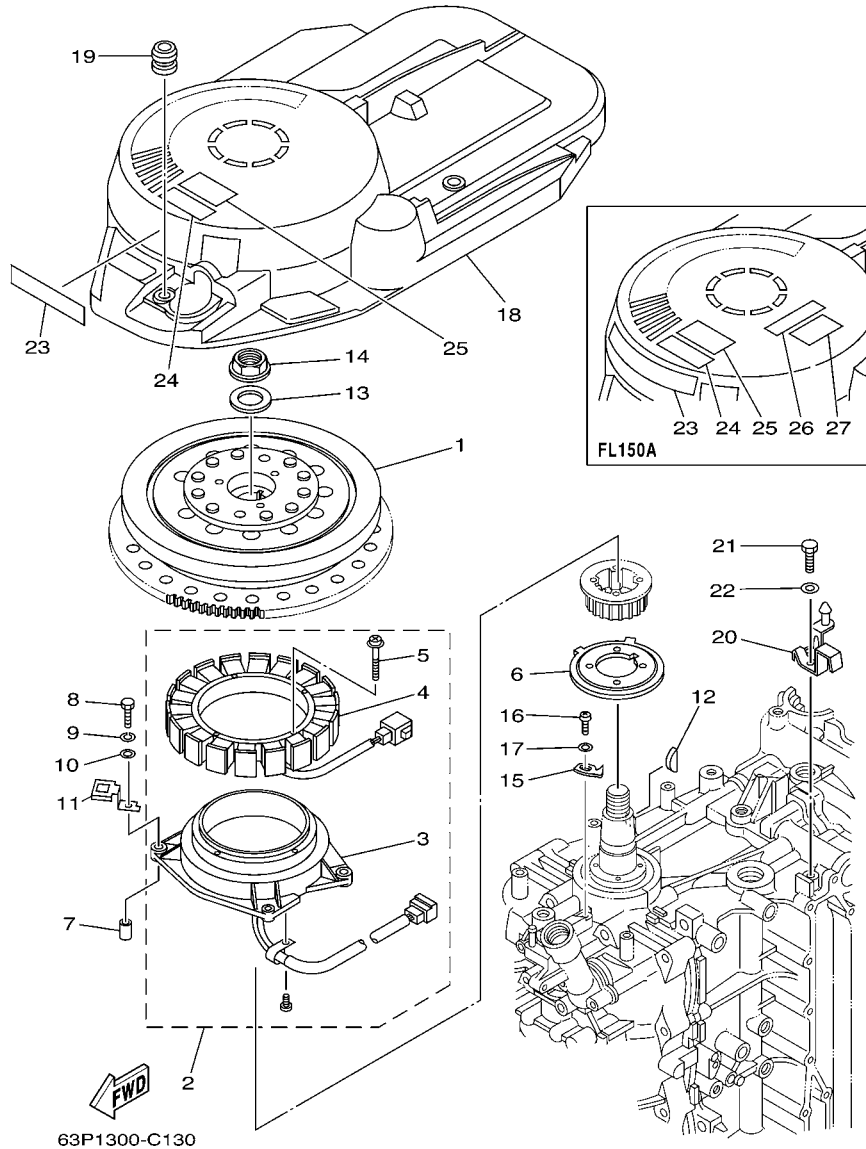


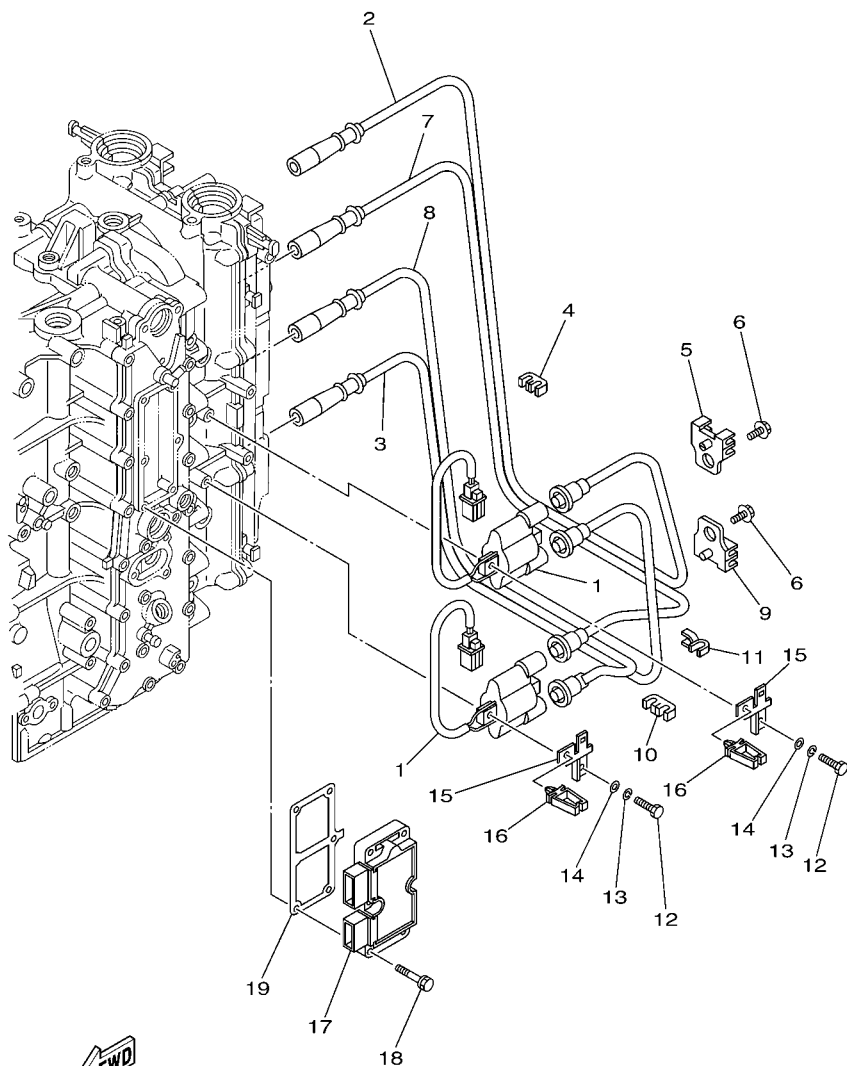
FIG. 15 GENERATOR

GENERATRICE

REF. NO.	PART NO. N° PIECES	DESCRIPTION DESCRIPTION	63P2	64P2	REMARKS REMARQUES
1	63P-81450-00	ROTOR ASSY ROTOR COMPLET	1	1	
2	63P-81460-00	BASE ASSY ENS. FLASQUE	1	1	
3	63P-85580-00	.COIL, PULSER .BOBINE, PULSEUR	1	1	
4	63P-81410-00	.STATOR ASSY .STATOR COMPLET	1	1	
5	63D-81345-20	.SCREW, WITH WASHER (M6X30) .VIS, AVEC RONDELLE (M6X30)	4	4	
6	63P-81673-00	ROTOR ROTOR	1	1	
7	99530-08012	PIN, DOWEL GOUJON, D'ASSEMBLAGE	2	2	
8	97095-06035	BOLT BOULON	4	4	
9	92995-06100	WASHER, SPRING RONDELLE, GROWER	4	4	
10	92995-06600	WASHER RONDELLE	4	4	
11	63P-81845-00	PLATE PLAQUE	2	2	
12	90280-05015	KEY, WOODRUFF CLAVETTE, DEMI-LUNE	1	1	
13	90201-24014	WASHER, PLATE RONDELLE, PLATE	1	1	
14	90179-24002	NUT ECROU	1	1	
15	67F-81332-00	PLATE, TIMING PLATEAU, ALLUMAGE	1	1	
16	97885-06010	SCREW, PAN HEAD VIS, A ENCOCHE	1	1	
17	92995-06600	WASHER RONDELLE	1	1	
18	63P-81337-00	COVER, FLYWHEEL COUVERCLE, VOLANT	1	1	
19	663-82317-01	DAMPER, IGNITION COIL AMORTISSEUR, BOBINE D'ALLUM	3	3	
20	63P-8132G-00	PLATE PLAQUE	1	1	
21	97095-06016	BOLT BOULON	1	1	
22	92995-06600	WASHER RONDELLE	1	1	
23	63P-13437-60	MARK, CAUTION MAKER	1	1	
24	6A1-83625-41	MARK 5 ETIQUETTE 5	1	1	
25	6A1-83625-51	MARK 5 ETIQUETTE 5	1	1	
26	6K1-83623-41	MARK 3 ETIQUETTE 3	1	1	
27	6K1-83623-50	MARK 3 ETIQUETTE 3	1	1	

FIG. 16 ELECTRICAL 1

PARTIE ELECTRIQUE 1



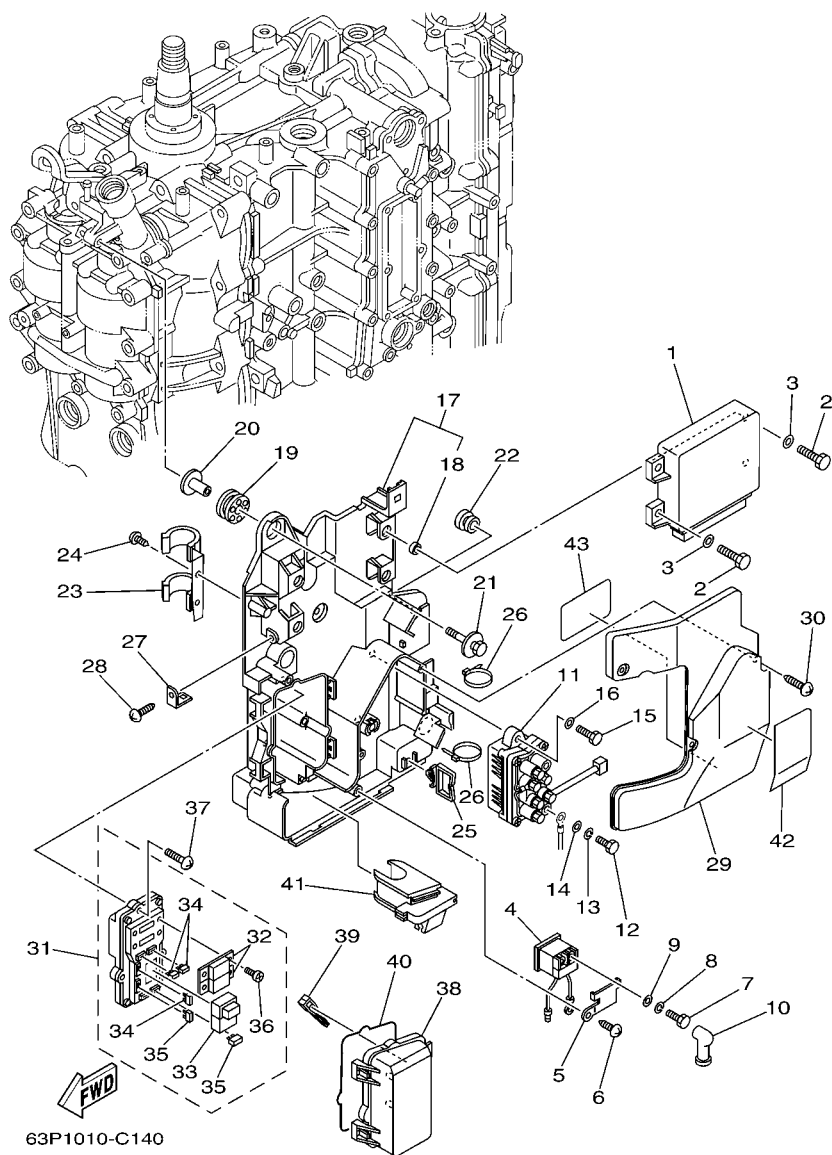
63P2100-D141

1: NEW PARTS
STARTING SERIAL NO. : 63P-1025889 ~
64P-1003013 ~

REF. NO.	PART NO. N° PIECES	DESCRIPTION DESCRIPTION	63P2	64P2	REMARKS REMARQUES
1	63P-82310-01	IGNITION COIL ASSY BOBINE D'ALLUMAGE	2	2	
2	63P-82341-00	CORD, HIGH TENSION 1 CORDON, HAUTE-TENSION 1	1	1	
3	63P-82342-00	CORD, HIGH TENSION 2 CORDON, HAUTE-TENSION 2	1	1	
4	67F-82361-00	CLAMP, CORD COLLIER, CORDON	1	1	
5	67F-82362-00	CLAMP, CORD 2 COLLIER, CABLE 2	1	1	
6	90119-06M73	BOLT, WITH WASHER BOULON, AVEC RONDELLE	2	2	NEW PARTS *1 NEW PARTS *1
	90119-06134	BOLT, WITH WASHER BOULON, AVEC RONDELLE	2	2	
7	63P-82343-00	CORD, HIGH TENSION 3 CORDON, HAUTE-TENSION 3	1	1	
8	63P-82344-00	CORD, HIGH TENSION 4 CORDON, HAUTE TENSION 4	1	1	
9	67F-82362-00	CLAMP, CORD 2 COLLIER, CABLE 2	1	1	
10	67F-82361-00	CLAMP, CORD COLLIER, CORDON	1	1	
11	90464-07M41	CLAMP BRIDE	1	1	
12	97095-06025	BOLT BOULON	4	4	
13	92995-06100	WASHER, SPRING RONDELLE, GROWER	4	4	
14	92995-06600	WASHER RONDELLE	4	4	
15	63P-82388-00	PLATE PLAQUETTE	2	2	
16	90464-05141	CLAMP BRIDE	2	2	
17	63P-81960-00	RECTIFIER & REGULATOR ASSY REDRESSEUR REGULATEUR CPLT	1	1	
18	90119-06MA4	BOLT, WITH WASHER BOULON, AVEC RONDELLE	6	6	
19	63P-81975-00	PLATE, RECTIFIER FITTING PLAQUE, FIXATION DU REDRESSEUR	1	1	

FIG. 17 ELECTRICAL 2

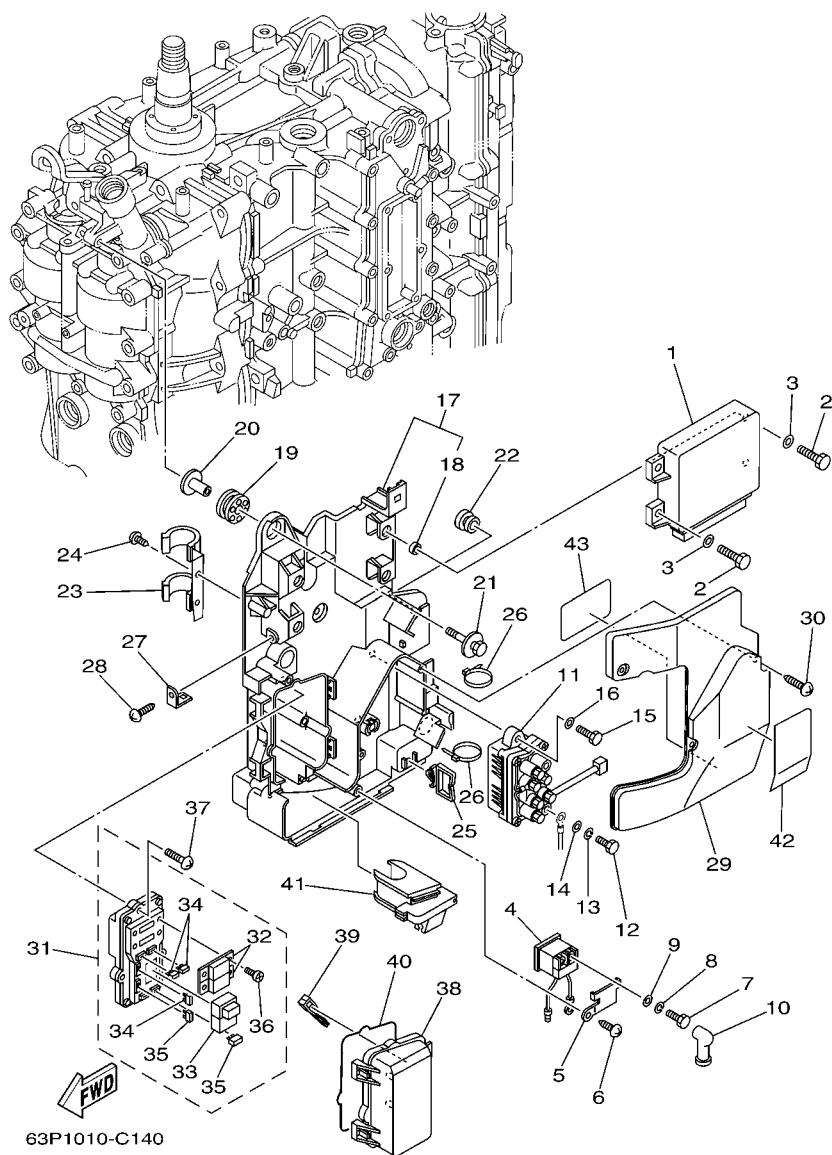
PARTIE ELECTRIQUE 2



REF. NO.	PART NO. N° PIECES	DESCRIPTION DESCRIPTION	63P2	64P2		REMARKS REMARQUES
1	63P-8591A-00	ENGINE CONTROL UNIT ASSY BLOC DE CONTROL	1	1		
2	97095-06016	BOLT BOULON	4	4		
3	92995-06600	WASHER RONDELLE	4	4		
4	68V-8194A-00	RELAY RELAIS	1	1		
5	68V-81953-00	STAY, RELAY SUPPORT, RELAIS	1	1		
6	97780-60620	SCREW, TAPPING VIS, TETE BOMBEE	1	1		
7	97095-06010	BOLT BOULON	2	2		
8	92995-06100	WASHER, SPRING RONDELLE, GROWER	2	2		
9	92995-06600	WASHER RONDELLE	2	2		
10	6G5-82119-00	COVER, LEAD WIRE GARNITURE, FIL	2	2		
11	63P-81950-00	RELAY ASSY RELAIS COMPLET	1	1		
12	97095-06010	BOLT BOULON	2	2		
13	92995-06100	WASHER, SPRING RONDELLE, GROWER	2	2		
14	92995-06600	WASHER RONDELLE	2	2		
15	97013-06020	BOLT BOULON	2	2		
16	92903-06600	WASHER, PLATE RONDELLE, PLATE	2	2		
17	63P-81948-00	BRACKET JOINT TORIQUE	1	1		
18	90387-06010	.COLLAR .COLLERETTE	4	4		
19	68F-85516-01	SPACER ENTRETOISE	3	3		
20	68F-86129-00	COLLAR COLLERETTE	3	3		
21	68F-85119-00	BOLT BOULON	3	3		
22	90480-10627	GROMMET PASSE-FIL	1	1		
23	63P-82594-00	CLAMP BRIDE	1	1		
24	97780-60620	SCREW, TAPPING VIS, TETE BOMBEE	1	1		
25	90464-23199	CLAMP BRIDE	1	1		
26	90465-13M18	CLAMP BRIDE	3	3		
27	68V-85548-00	HOLDER SUPPORT	1	1		

FIG. 17 ELECTRICAL 2

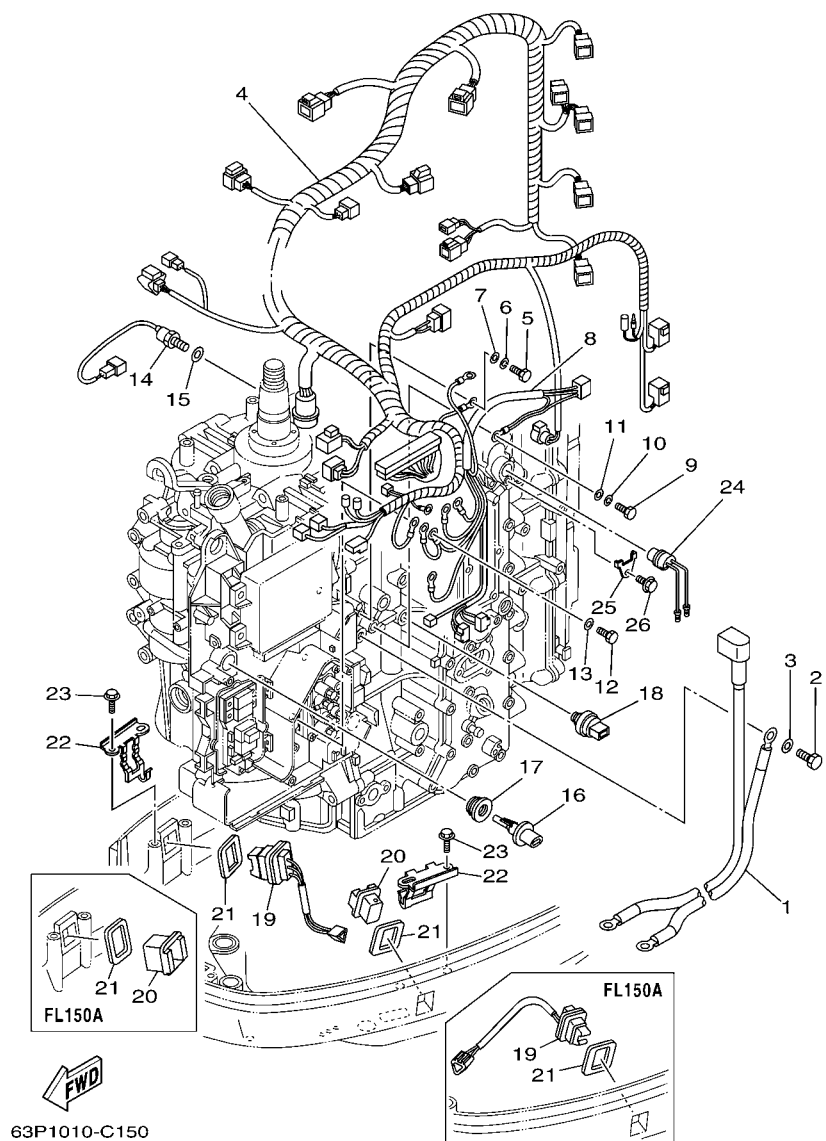
PARTIE ELECTRIQUE 2



REF. NO.	PART NO. N° PIECES	DESCRIPTION DESCRIPTION	63P2	64P2	REMARKS REMARQUES
28	97780-60620	SCREW, TAPPING VIS, TETE BOMBEE	1	1	
29	63P-81942-00	COVER COUVERCLE	1	1	
30	90169-05M00	SCREW, TRUSS HEAD TAPPING VIS, TETE FRAISEE	3	3	
31	63P-82170-00	FUSE BOX ASSY BOITE A FUSIBLES	1	1	
32	63P-82151-00	.FUSE (50A) .FUSIBLE (50A)	2	2	
33	68F-8195A-00	.RELAY ASSY .RELAIS COMPLET	1	1	
34	67F-82151-00	.FUSE (20A) .FUSIBLE (20A)	3	3	
35	67F-82151-10	.FUSE (30A) .FUSIBLE (30A)	2	2	
36	68F-82846-00	.SCREW, PAN HEAD (M5) .VIS, TETE TRONCONIQUE (M5)	4	4	
37	97780-50620	SCREW, TAPPING VIS, TETE BOMBEE	3	3	
38	60V-85544-00	CASE BOITIER	1	1	
39	67F-2812A-00	PULLER, FUSE TENDEUR, FUSIBLE	1	1	
40	60V-82157-00	DAMPER AMORTISSEUR	1	1	
41	63P-81336-00	GROMMET OEILLET CAOUTCHOUC	1	1	
42	63P-81919-00	GRAPHIC, REGULATOR ADHESIF, REGULATEUR	1	1	
43	63P-81919-10	GRAPHIC, REGULATOR ADHESIF, REGULATEUR	1	1	

FIG. 18 ELECTRICAL 3

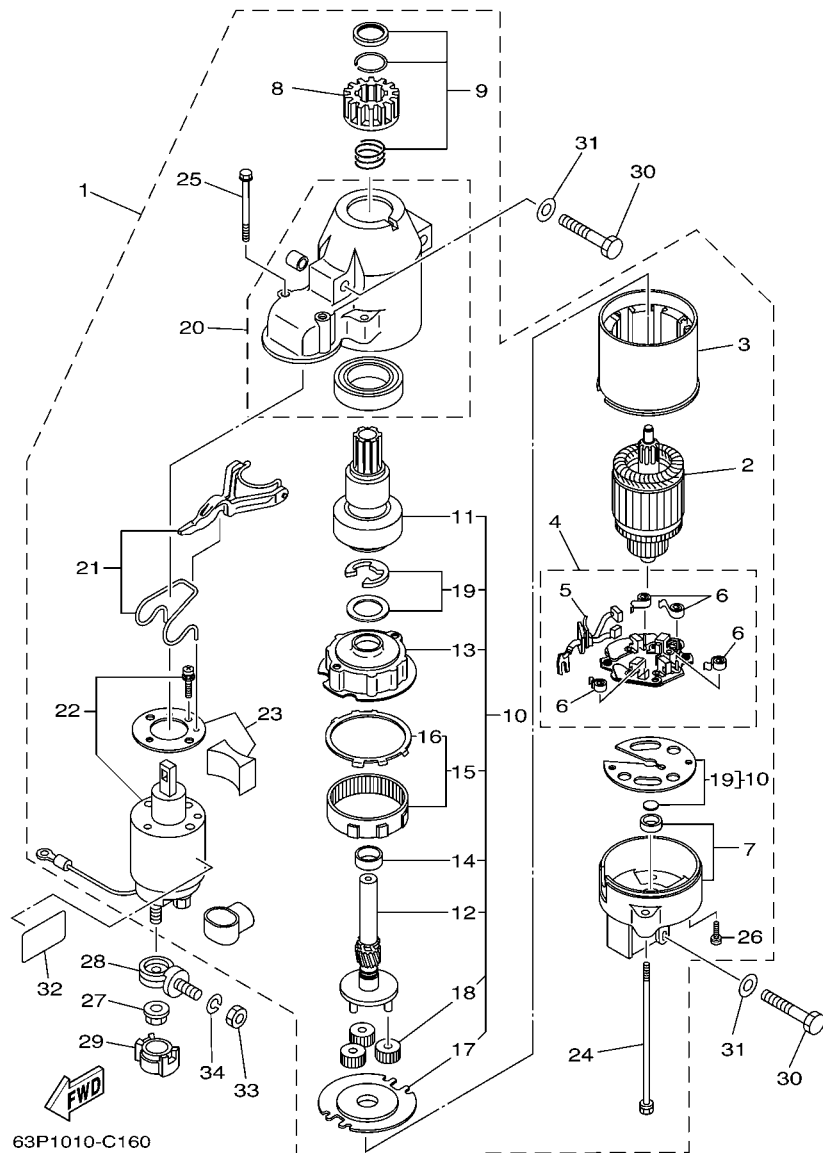
PARTIE ELECTRIQUE 3



REF. NO.	PART NO. N° PIECES	DESCRIPTION DESCRIPTION	63P2	64P2		REMARKS REMARQUES
1	63P-82105-00	WIRE HARNESS FAISCEAU DE FILS	1	1		
2	97095-08016	BOLT BOULON	1	1		
3	92995-08600	WASHER RONDELLE	1	1		
4	63P-82590-00	WIRE HARNESS ASSY FAISCEAU DE FILS COMPLET	1	1		
5	97095-06020	BOLT BOULON	1	1		
6	92995-06100	WASHER, SPRING RONDELLE, GROUVER	1	1		
7	92995-06600	WASHER RONDELLE	1	1		
8	63P-8259M-00	WIRE HARNESS ASSY 2 FAISCEAU DE FILS	1	1		
9	97095-06020	BOLT BOULON	1	1		
10	92995-06100	WASHER, SPRING RONDELLE, GROUVER	1	1		
11	92995-06600	WASHER RONDELLE	1	1		
12	97095-06012	BOLT BOULON	1	1		
13	92995-06600	WASHER RONDELLE	1	1		
14	61A-85790-00	THERMOSENSOR ASSY SENSITOMETRE	1	1		
15	92990-10600	WASHER, PLATE RONDELLE, PLATE	1	1		
16	63P-85886-00	SENSOR, AIR TEMPERATURE SUPPORT	1	1		
17	63P-14435-00	GROMMET RONDELLE CAOUTCHOUC	1	1		
18	69J-83651-00	SENDER, OIL PRESSURE RACCORD, PRESSION D'HUILE	1	1		
19	69J-82563-00	TRIM & TILT SWITCH ASSY INCLINER ET PARER COMMUTATEUR	1	1		
20	69J-42723-00-8D	COVER, BOTTOM COUVERCLE	1	1		
21	69J-82587-00	GASKET JOINT	2	2		
22	63P-83614-00	BRACKET SUPPORT	2	2		
23	90109-06M86	BOLT BOULON	4	4		
24	69J-82560-00	THERMO SWITCH ASSY THERMO-CONTACT COMPLET	1	1		
25	6E9-82588-00	PLATE PLAQUE	1	1		
26	90109-06M86	BOLT BOULON	1	1		

FIG. 19 STARTING MOTOR

DEMARREUR ELECTRIQUE

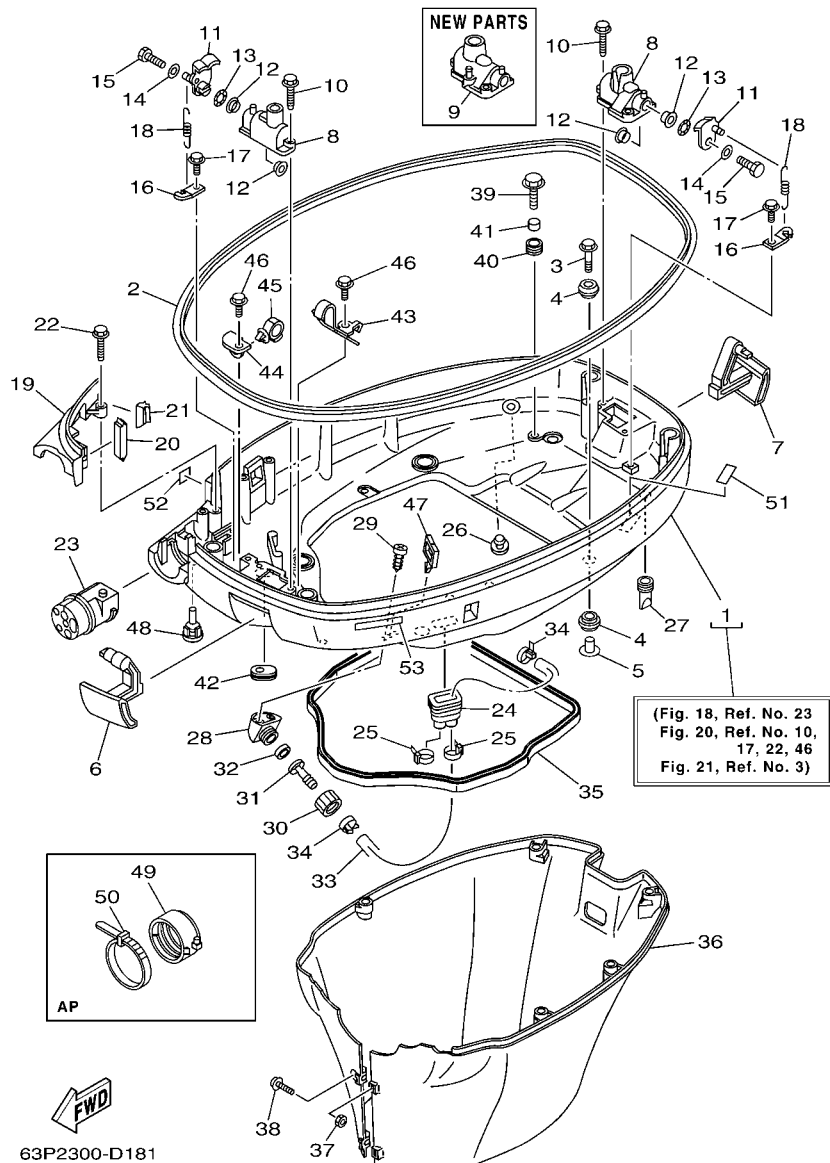


63P1010-C160

REF. NO.	PART NO. N° PIECES	DESCRIPTION DESCRIPTION	63P2	64P2	REMARKS REMARQUES
1	63P-81800-00	STARTING MOTOR ASSY DEMARREUR ELECTRIQUE COMPLET	1	1	
2	67F-81850-00	.ARMATURE ASSY .INDUIT	1	1	
3	67F-81810-00	.STATOR ASSY .STATOR COMPLET	1	1	
4	69J-81840-00	.BRUSH HOLDER ASSY .SUPPORT DE CHARBON	1	1	
5	69J-81801-00	..BRUSH SET ..CHARBON	1	1	
6	67F-81813-00	..SPRING, BRUSH ..RESSORT, DE CHARBON	4	4	
7	68F-81820-00	.REAR BRACKET ASSY .SUPPORT ARRIERE COMPLET	1	1	
8	67F-81808-00	.PINION ASSY .PIGNON	1	1	
9	67F-81857-00	.PINION STOPPER SET .BUTEE PIGNON	1	1	
10	67F-81807-00	.GEAR ASSY, STARTING MOTOR .PIGNON, DEMARREUR ELECTRIQUE	1	1	
11	67F-81832-00	..CLUTCH, OVER RUN ..EMBAYAGE, ROUE LIBRE	1	1	
12	67F-81836-00	..SHAFT, PINION ..AXE, PIGNON	1	1	
13	67F-81821-00	..BRACKET, CENTER 1 ..SUPPORT, CENTRE 1	1	1	
14	67F-81841-00	..BEARING ..ROULEMENT	1	1	
15	67F-81891-00	..GEAR, RING ..ROUE DENTEE	1	1	
16	67F-8183R-00	...GASKET ...JOINT	1	1	
17	67F-81830-00	..BRACKET, CENTER 2 ..SUPPORT, CENTRE 2	1	1	
18	60V-8183T-00	..GEAR, IDLER ..PIGNON, INTERMEDIAIRE	3	3	
19	67F-81809-00	..WASHER KIT ..JEU DE RONDELLES	1	1	
20	69J-81842-00	.COVER .COUVERCLE	1	1	
21	69J-81839-00	.LEVER ASSY .LEVIER COMPLET	1	1	
22	63P-81941-00	.STARTER RELAY ASSY .LANCEUR RELAIS (ENS.)	1	1	
23	69J-81869-00	.COVER, DUST .COUVERCLE, POUSSIERE	1	1	
24	6K7-81826-10	.BOLT .BOULON	2	2	
25	69J-81828-00	.BOLT 2 ..RONDELLE, BUTEE 2	2	2	
26	67F-81846-00	.SCREW .VIS	2	2	
27	90179-08003	NUT ECROU	1	1	

FIG. 20 BOTTOM COWLING

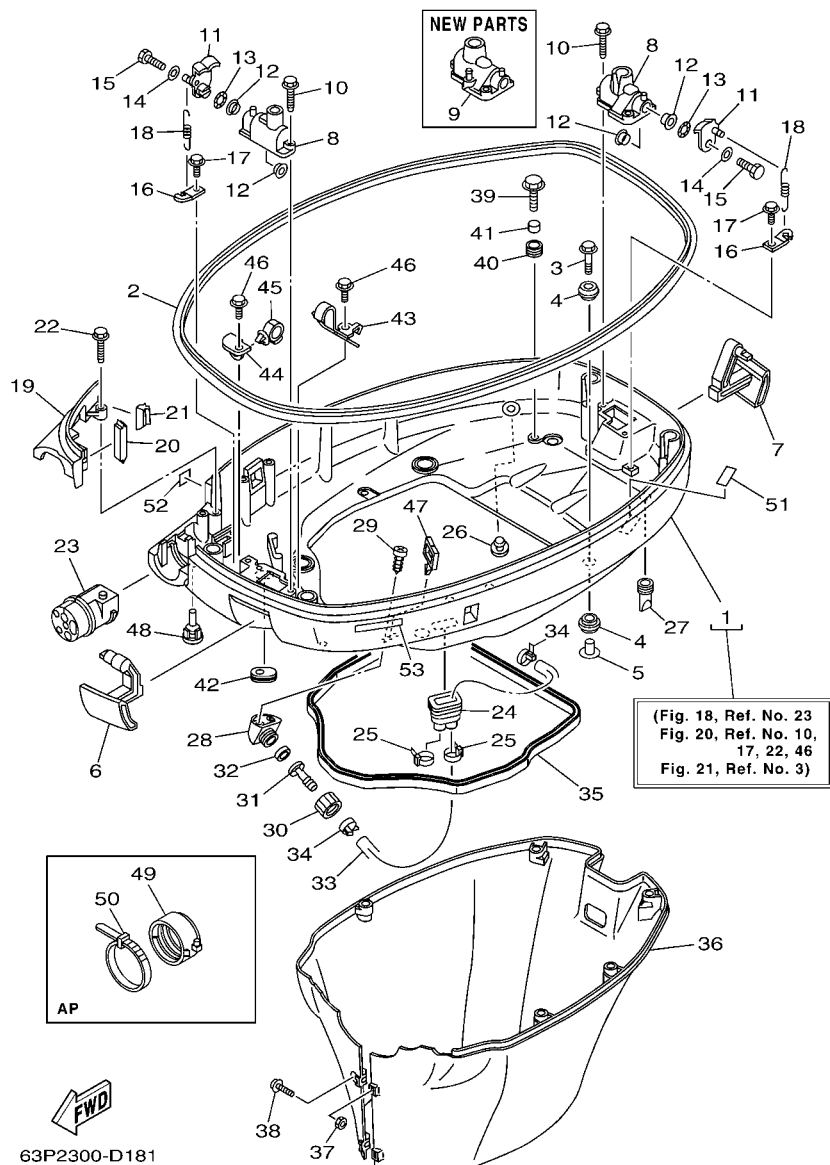
CAPOT INFERIEUR



REF. NO.	PART NO. N° PIECES	DESCRIPTION DESCRIPTION	63P2	64P2	REMARKS REMARQUES
1	63P-42710-00-8D	BOTTOM COWLING ASSY ENS. EMBASE	1	1	
2	63P-42615-00	SEAL JOINT	1	1	
3	90119-08M22	BOLT, WITH WASHER BOULON, AVEC RONDELLE	4	4	
4	90480-22M81	GROMMET PASSE-FIL	8	8	
5	90387-08M37	COLLAR COLLERETTE	4	4	
6	63P-42815-00-8D	LEVER, CLAMP LEVIER, PRESSE	1	1	
7	63P-42816-00-8D	LEVER, CLAMP LEVIER, PRESSE	1	1	
8	68F-42828-00-5B	PLATE, CLAMP PLAQUE, PRESSE	2	2	
	68F-42828-03-94	PLATE, CLAMP PLAQUE, PRESSE	1	1	NEW PARTS *1
	68F-42828-03-94	PLATE, CLAMP PLAQUE, PRESSE	1	1	NEW PARTS *1
	68F-42828-03-94	PLATE, CLAMP PLAQUE, PRESSE	1	1	NEW PARTS *1
10	90109-06M82	BOLT BOULON	4	4	
11	63P-42818-01	LEVER, CLAMP LEVIER, PRESSE	2	2	
12	90386-15M73	BUSH DOUILLE	4	4	
13	90206-15M18	WASHER, WAVE RONDELLE, ONDULEE	2	2	
14	90201-06068	WASHER, PLATE RONDELLE, PLATE	2	2	
15	97095-06020	BOLT BOULON	2	2	
16	64D-43144-00	HOOK, SPRING CROCHET	2	2	
17	90109-06M86	BOLT BOULON	2	2	
18	90506-16M34	SPRING, TENSION RESSORT, TENSION	2	2	
19	63P-42738-00-8D	PLATE, FITTING ETRIER	1	1	
20	63P-42717-00	RUBBER, SEAL 2 JOINT EN CAOUTCHOUC 2	1	1	
21	63P-42718-00	RUBBER, SEAL 3 JOINT	1	1	
22	90109-06M82	BOLT BOULON	2	2	
23	63P-42725-00	GROMMET PASSE-FIL	1	1	
24	6H1-42726-21	GROMMET PASSE-FIL	1	1	
25	90465-11M10	CLAMP BRIDE	2	2	
26	69J-44391-00	NIPPLE, HOSE RACCORD D'ESSENCE	1	1	

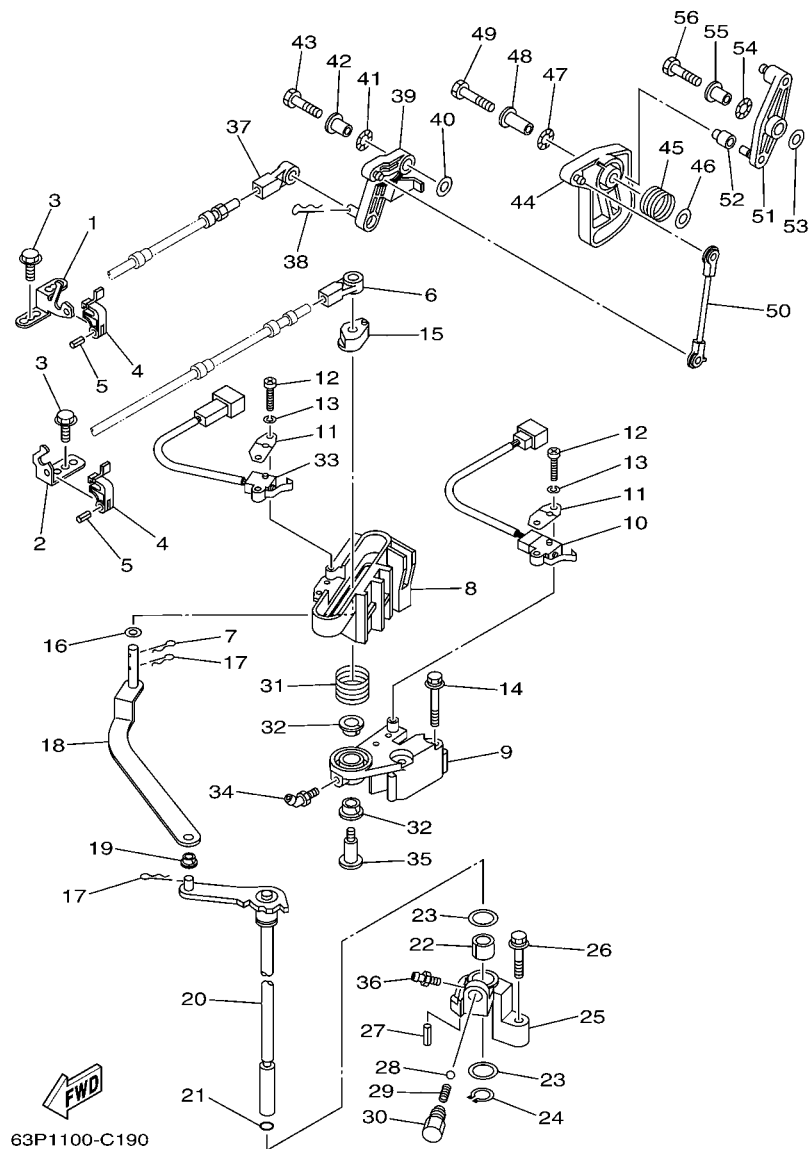
FIG. 20 BOTTOM COWLING

CAPOT INFERIEUR



63P2300-D181

REF. NO.	PART NO. N° PIECES	DESCRIPTION DESCRIPTION	63P2	64P2	REMARKS REMARQUES
27	61A-42717-00	RUBBER, SEAL 2 JOINT EN CAOUTCHOUC 2	4	4	
28	68T-12572-00	ADAPTER ADAPTATEUR	1	1	
29	97780-60520	SCREW, TAPPING VIS, TETE BOMBEE	2	2	
30	6R3-12581-00	JOINT, HOSE 1 JOINT DE TUYAU	1	1	
31	6R3-12582-00	JOINT, HOSE 2 RACCORD DE TUYAU 1	1	1	
32	6R3-12583-00	GASKET, HOSE JOINT JOINT	1	1	
33	63P-42541-00	PIPE 1 DURITE 1	1	1	
34	90465-11M10	CLAMP BRIDE	2	2	
35	63P-42716-00	RUBBER, SEAL 1 JOINT EN CAOUTCHOUC 1	1	1	
36	63P-42741-01-8D	APRON CAPOT LATERAL	1	1	
37	95380-06600	NUT, HEXAGON ECROU	2	2	
38	90159-06M28	SCREW, WITH WASHER VIS, AVEC RONDELLE	2	2	
39	90109-06M80	BOLT BOULON	4	4	
40	90480-13M24	GROMMET PASSE-FIL	4	4	
41	90387-06M43	COLLAR COLLERETTE	4	4	
42	61A-42727-00	GROMMET PASSE-FIL	1	1	
43	63P-42811-01	STAY SUPPORT	1	1	
44	63P-42756-00	STAY, CLAMP SUPPORT, COLLIER	1	1	
45	90464-20181	CLAMP BRIDE	1	1	
46	90109-06M86	BOLT BOULON	2	2	
47	90464-23199	CLAMP BRIDE	1	1	
48	6H4-42748-00	GROMMET PASSE-FIL	2	2	
49	68F-42753-00	FASTNER ATTACHE	1	1	AP AP
50	90464-20258	CLAMP BRIDE	1	1	AP AP
51	67F-82377-00	LABEL ETIQUETTE	1	1	
52	6A1-28176-00	LABEL, CAUTION ETIQUETTE, RECOMMANDATION	1	1	
53	6E3-8257H-00	PLATE, MARK PLAQUE, ADHESIF	1	1	



63P1100-C190

FIG. 21 CONTROL

COMMANDE

REF. NO.	PART NO. N° PIECES	DESCRIPTION DESCRIPTION	63P2	64P2	REMARKS REMARQUES
1	63P-48531-00	BRACKET, REMOTE CONTROL 1 ETRIER 1, COMMANDE A DISTANCE	1	1	
2	63P-48532-00	BRACKET, REMOTE CONTROL 2 ETRIER 2, COMMANDE A DISTANCE	1	1	
3	90109-06M86	BOLT BOULON	3	3	
4	63P-48538-00	CLAMP, CABLE 1 COLLIER	2	2	
5	91690-30010	PIN, SPRING AGRAFFE	2	2	
6	6E5-48344-00	CABLE END, REMOTE CONTROL CHAPE CABLE	1	1	
7	90468-18008	CLIP JONC	1	1	
8	63P-44176-00-1S	BRACKET SUPPORT	1	1	
9	63P-44117-00-1S	BRACKET SUPPORT	1	1	
10	69J-8259F-00	SWITCH ASSY COMMUTATEUR	1	1	
11	61A-82588-01	PLATE PLAQUE	2	2	
12	97885-04016	SCREW, PAN HEAD VIS, A ENCOCHE	4	4	
13	92995-04100	WASHER RONDELLE	4	4	
14	97595-06550	BOLT, WITH WASHER VIS HEXAGONAL AVC RONDELLE	2	2	
15	63P-44122-00	BUSHING, SHIFT ROD LEVER DOUILLE, LEVIER D'EMBAYAGE	1	1	
16	90202-08M20	WASHER, PLATE RONDELLE, PLATE	1	1	
17	90468-18008	CLIP JONC	2	2	
18	63P-44121-00	LEVER, SHIFT ROD LEVIER, TIGE D'INVERSION	1	1	
19	90386-06M12	BUSH DOUILLE	1	1	
20	63P-44120-00	HANDLE GEAR SHIFT ASSY LEVIER D'EMBAYAGE	1	1	
21	93210-09165	O-RING JOINT TORIQUE	1	1	
22	90386-16M66	BUSH DOUILLE	1	1	
23	90202-16061	WASHER, PLATE RONDELLE, PLATE	2	2	
24	93410-16006	CIRCLIP CLIPS	1	1	
25	63P-44118-00-8D	BRACKET SUPPORT	1	1	
26	97575-06535	BOLT, WITH WASHER VIS HEXAGONAL AVC RONDELLE	1	1	
27	91690-30010	PIN, SPRING AGRAFFE	1	1	

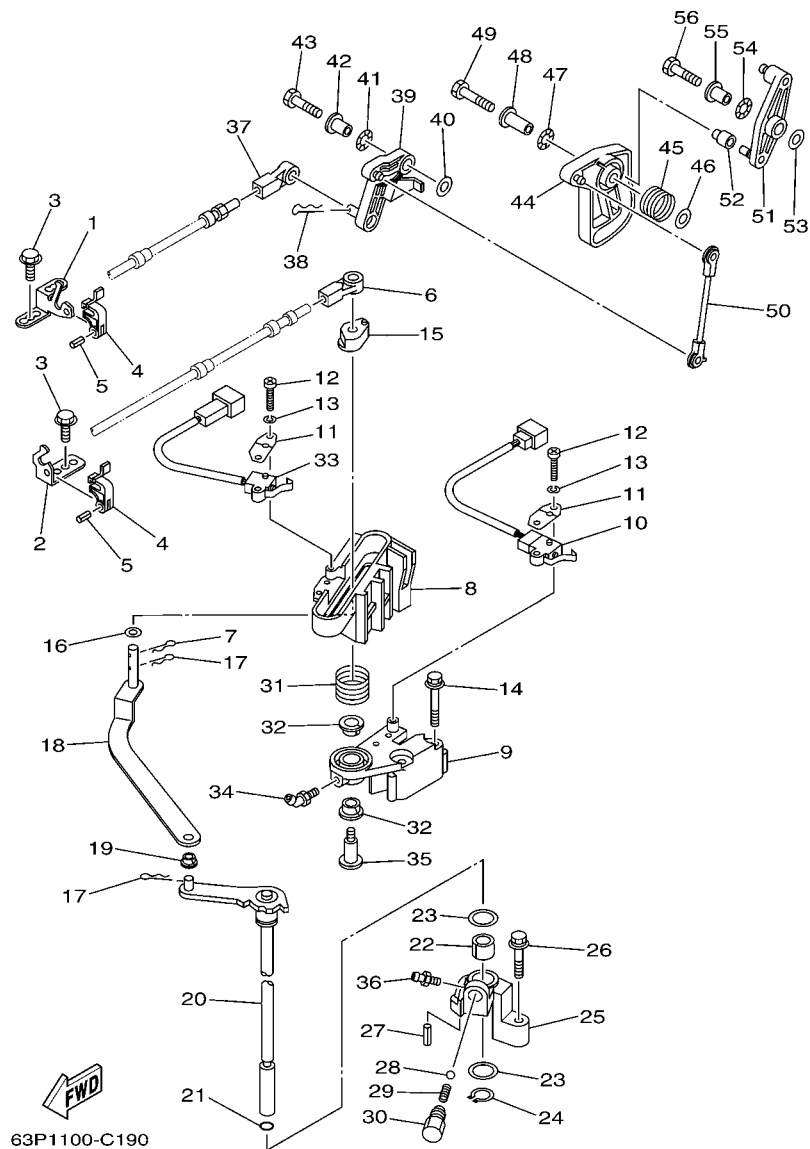


FIG. 21 CONTROL

COMMANDE

REF. NO.	PART NO. N° PIECES	DESCRIPTION DESCRIPTION	63P2	64P2	REMARKS REMARQUES
28	93501-04M02	BALL BILLE	1	1	
29	90501-12082	SPRING, COMPRESSION RESSORT, COMPRESSION	1	1	
30	648-42715-00	BUSHING COUSSINET	1	1	
31	90508-20M31	SPRING, TORSION RESSORT, TORSION	1	1	
32	90386-12069	BUSH DOUILLE	2	2	
33	60V-8259F-00	SWITCH ASSY COMMUTATEUR	1	1	
34	93700-06M01	NIPPLE, GREASE PION	1	1	
35	90109-08019	BOLT BOULON	1	1	
36	93700-06M03	NIPPLE, GREASE PION	1	1	
37	6E5-48344-00	CABLE END, REMOTE CONTROL CHAPE CABLE	1	1	
38	90468-18008	CLIP JONC	1	1	
39	63P-42154-00	LEVER, THROTTLE CONTROL LEVIER DE COMMANDE D'AVANCE	1	1	
40	90201-06M31	WASHER, PLATE RONDELLE, PLATE	1	1	
41	90206-10M04	WASHER, WAVE RONDELLE, ONDULEE	1	1	
42	90387-06M29	COLLAR COLLERETTE	1	1	
43	97095-06025	BOLT BOULON	1	1	
44	63P-41213-00	CAM, ACCEL. CAME, ACCELERATION	1	1	
45	69J-44135-00	SPRING RESSORT	1	1	
46	90201-06M31	WASHER, PLATE RONDELLE, PLATE	1	1	
47	90206-10M04	WASHER, WAVE RONDELLE, ONDULEE	1	1	
48	90387-06M82	COLLAR COLLERETTE	1	1	
49	97095-06035	BOLT BOULON	1	1	
50	63P-41237-00	JOINT, LINK RACCORD	1	1	
51	63P-42157-00	LEVER, THROTTLE LEVIER DE AVANCE	1	1	
52	68V-42171-00	BUSHING COUSSINET	1	1	
53	90201-06M31	WASHER, PLATE RONDELLE, PLATE	1	1	
54	90206-10M04	WASHER, WAVE RONDELLE, ONDULEE	1	1	

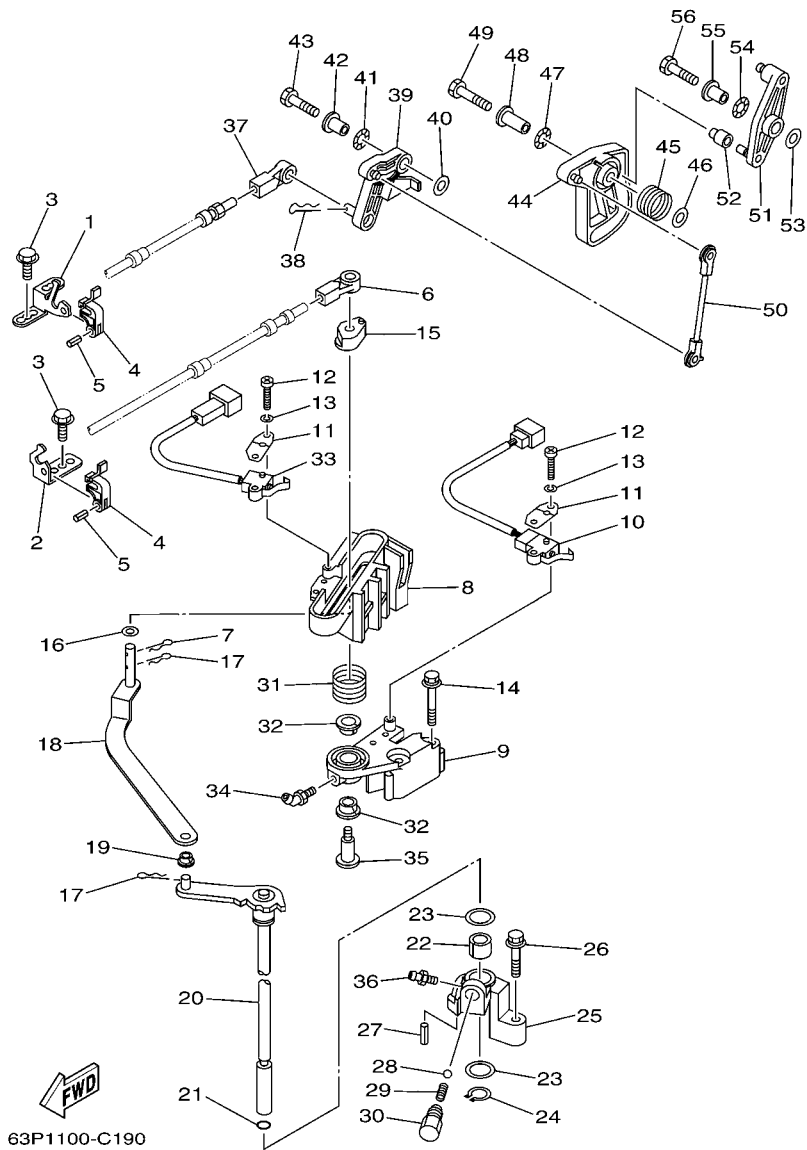


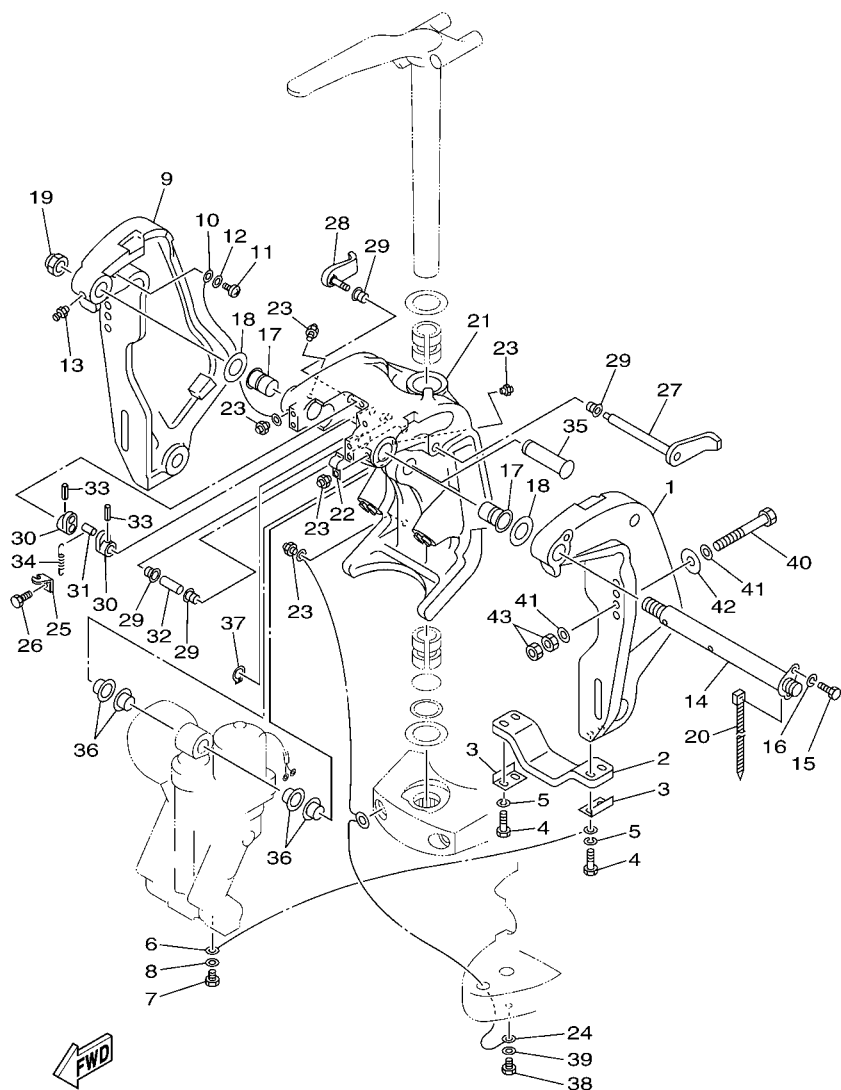
FIG. 21 CONTROL

COMMANDE

REF. NO.	PART NO. N° PIECES	DESCRIPTION DESCRIPTION	63P2	64P2	REMARKS REMARQUES
55	90387-06M29	COLLAR COLLERETTE	1	1	
56	97095-06025	BOLT BOULON	1	1	

FIG. 22 BRACKET 1

SUPPORT 1

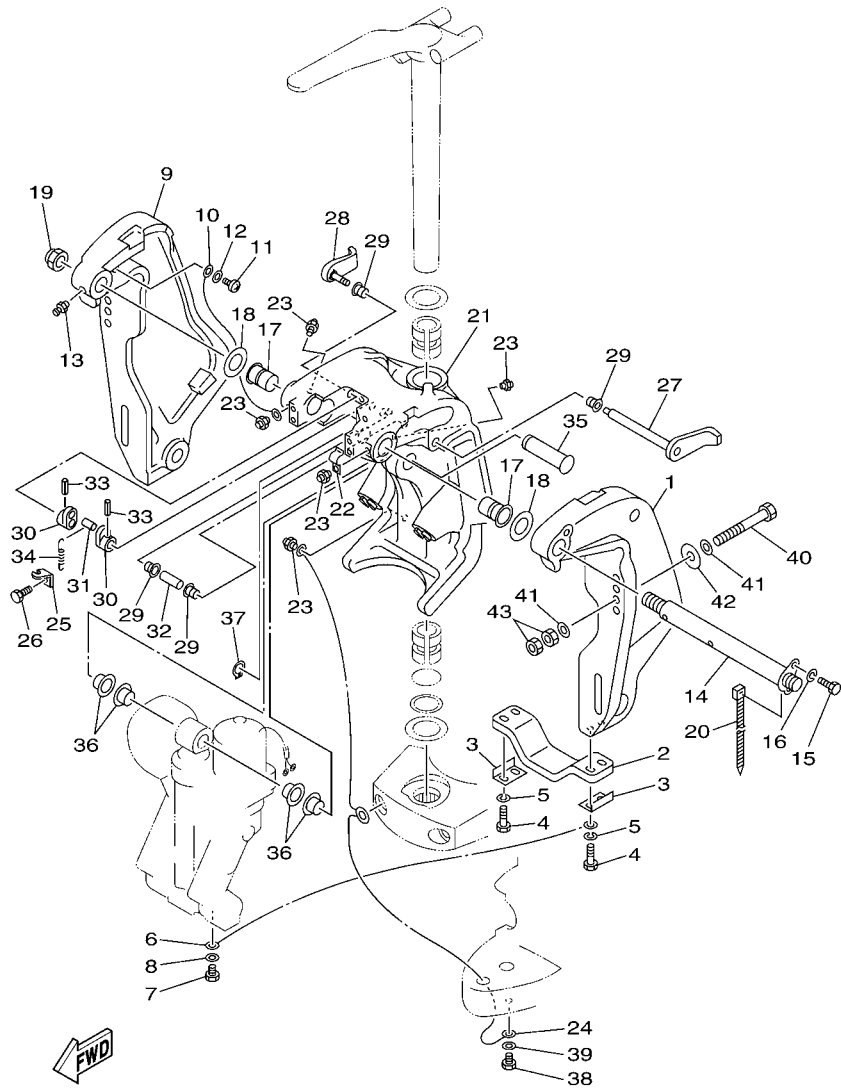


63P2110-D200

REF. NO.	PART NO. N° PIECES	DESCRIPTION DESCRIPTION	63P2	64P2			REMARKS REMARQUES
1	64E-43111-02-8D	BRACKET, CLAMP 1 PRESSE 1	1	1			
2	6G5-45251-02	ANODE ANODE	1	1			
3	6G5-44526-00	PLATE PLAQUE	2	2			
4	97095-06030	BOLT BOULON	4	4			
5	92995-06100	WASHER, SPRING RONDELLE, GROWER	4	4			
6	6E5-82148-00	WIRE, LEAD 4 FIL 4	1	1			
7	97095-06010	BOLT BOULON	1	1			
8	92995-06600	WASHER RONDELLE	1	1			
9	64E-43112-02-8D	BRACKET, CLAMP 2 PRESSE 2	1	1			
10	6E5-82148-00	WIRE, LEAD 4 FIL 4	1	1			
11	97880-06012	SCREW, PAN HEAD VIS, TETE TRONCONIQUE	1	1			
12	92990-06600	WASHER, PLATE RONDELLE, PLATE	1	1			
13	93700-06M03	NIPPLE, GREASE PION	1	1			
14	64E-43131-01	BOLT, CLAMP BRACKET BOULON, PRESSE	1	1			
15	97095-08020	BOLT BOULON	1	1			
16	92995-08100	WASHER RONDELLE	1	1			
17	90386-25M31	BUSH DOUILLE	2	2			
18	90201-26M59	WASHER, PLATE RONDELLE, PLATE	2	2			
19	90185-22M11	NUT, SELF-LOCKING ECROU, AUTO-BLOCANT	1	1			
20	90465-11M10	CLAMP BRIDE	1	1			
21	64E-43311-10-8D	BRACKET, SWIVEL 1 SUPPORT, PIVOT 1	1	1			
22	90465-08M63	CLAMP BRIDE	1	1			
23	93700-06M03	NIPPLE, GREASE PION	5	5			
24	66K-82149-00	WIRE, LEAD 3 FIL 3	1	1			
25	6G5-43144-00	HOOK, SPRING CROCHET	1	1			
26	97095-06010	BOLT BOULON	1	1			
27	6G5-43181-02	LEVER, TILT STOP LEVIER, VERROUILLAGE RELEVAGE	1	1			

FIG. 22 BRACKET 1

SUPPORT 1

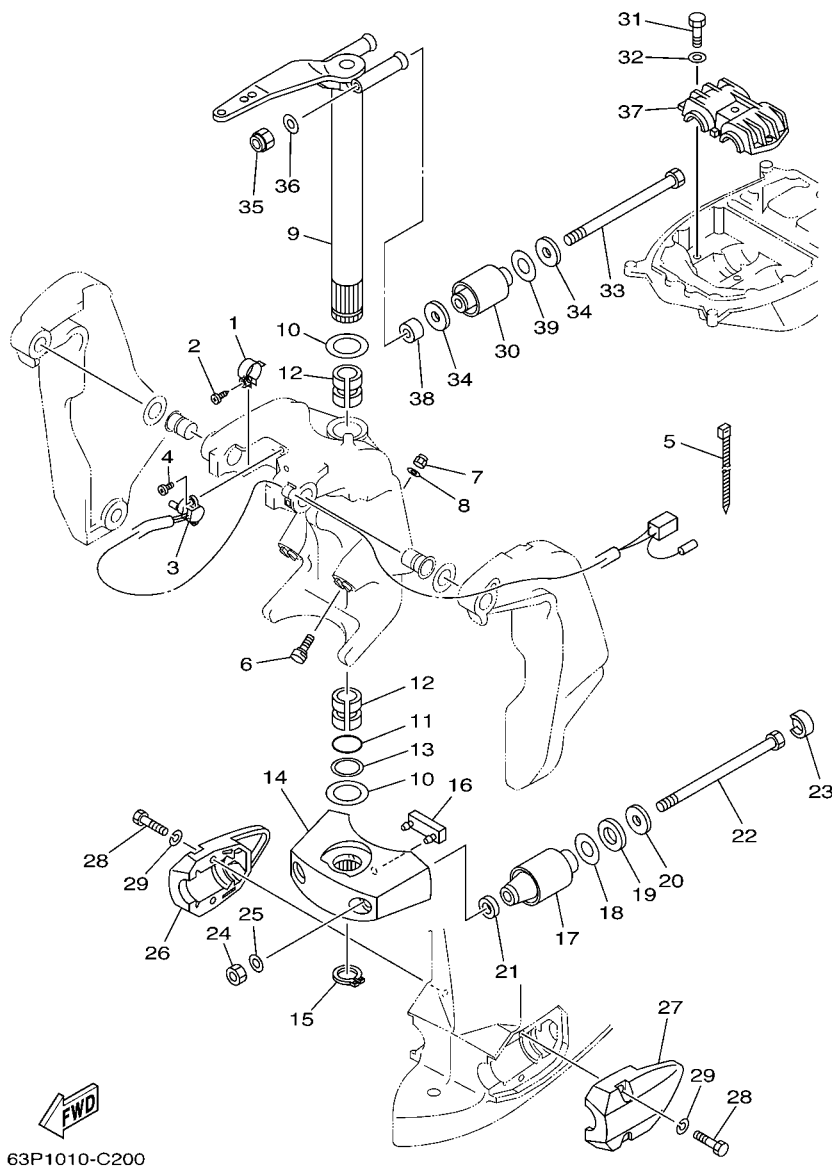


63P2110-D200

REF. NO.	PART NO. N° PIECES	DESCRIPTION DESCRIPTION	63P2	64P2	REMARKS REMARQUES
28	6G5-43185-02	LEVER, TILT STOP LEVIER, VERROUILLAGE RELEVAGE	1	1	
29	90386-10M16	BUSH DOUILLE	4	4	
30	6G5-43148-00	COLLAR, DISTANCE ENTRETOISE	2	2	
31	90249-06M19	PIN GOUPILLE	1	1	
32	90387-10M05	COLLAR COLLERETTE	1	1	
33	91690-30020	PIN, SPRING AGRAFFE	2	2	
34	90506-16003	SPRING, TENSION RESSORT, TENSION	1	1	
35	64E-43126-00	PIN, UPPER SHOCK MOUNT AXE, SUPERIEUR AMORTISSEUR	1	1	
36	90386-22M98	BUSH DOUILLE	4	4	
37	93410-22M11	CIRCLIP CLIPS	1	1	
38	97095-06010	BOLT BOULON	1	1	
39	92995-06600	WASHER RONDELLE	1	1	
40	90101-12M05	BOLT (L:130MM) BOULON (L:130MM)	4	4	
41	90201-13M01	WASHER, PLATE RONDELLE, PLATE	8	8	
42	90201-12M05	WASHER, PLATE RONDELLE, PLATE	4	4	
43	95380-12600	NUT ECROU	8	8	

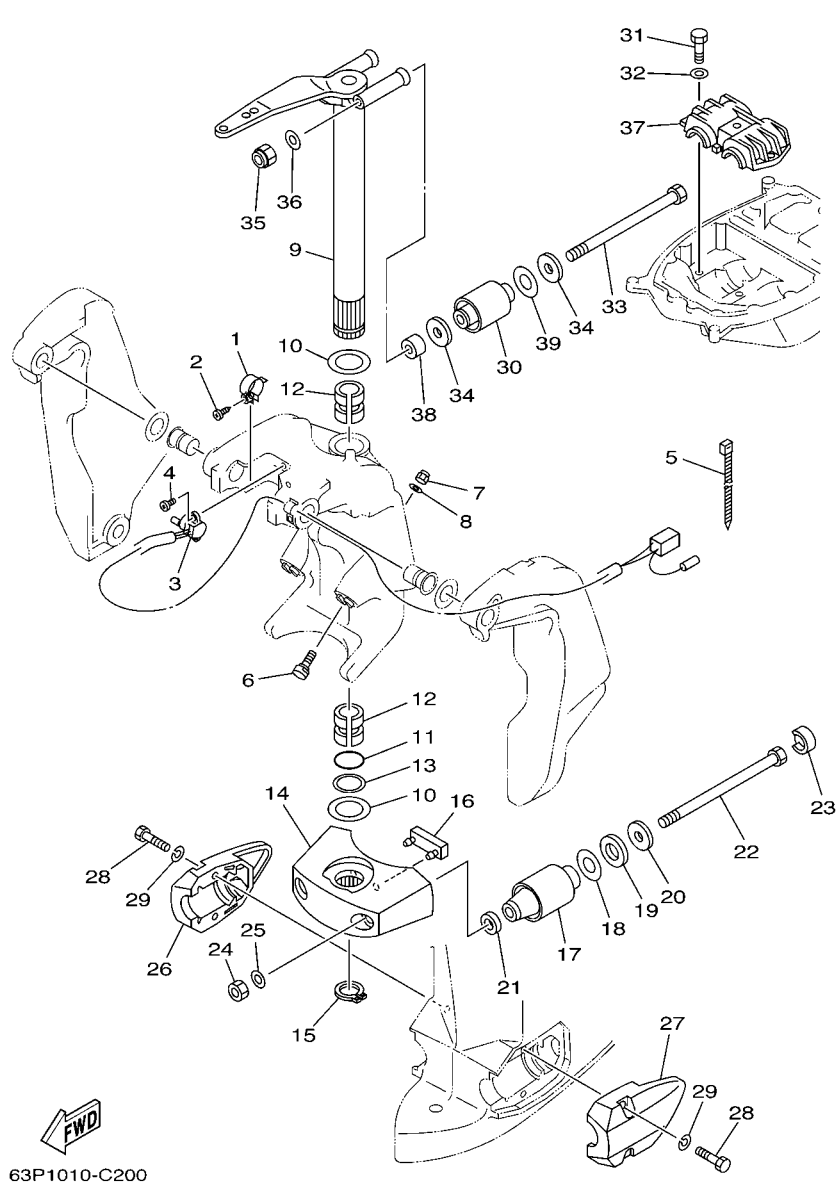
FIG. 23 BRACKET 2

SUPPORT 2



63P1010-C200

REF. NO.	PART NO. N° PIECES	DESCRIPTION DESCRIPTION	63P2	64P2	REMARKS REMARQUES
1	64E-43139-02	CAM, TRIM SENDER VILEBREQUIN TRUM	1	1	
2	97780-60525	SCREW, TAPPING VIS, TETE BOMBEE	1	1	
3	64E-83672-02	TRIM SENDER INCLINER RACCORD	1	1	
4	97885-06016	SCREW, PAN HEAD VIS, A ENCOCHE	2	2	
5	90465-11M10	CLAMP BRIDE	3	3	
6	63P-43376-00	BOLT, THRUST RECEIVER BOULON	2	2	
7	95780-10300	NUT, FLANGE ECROU	2	2	
8	92995-10600	WASHER RONDELLE	2	2	
9	66K-42510-01-8D	STEERING BRACKET ASSY DIRECTION SUPPORT (ENS.)	1	1	
10	90201-38M60	WASHER, PLATE RONDELLE, PLATE	2	2	
11	93210-37MH7	O-RING JOINT TORIQUE	1	1	
12	90386-38M32	BUSH DOUILLE	2	2	
13	90202-40M47	WASHER, PLATE RONDELLE, PLATE	1	1	
14	68V-44551-00-8D	HOUSING, LOWER MOUNT RUBBER BOITIER, SILENT-BLOC INFERIEUR	1	1	
15	93410-37M04	CIRCLIP CLIPS	1	1	
16	61A-44575-00	DAMPER, LOWER MOUNT RUBBER SILENT-BLOC, INFERIEUR	1	1	
17	60V-44555-00-94	MOUNT DAMPER, LOWER SIDE SILENT-BLOC, INFERIEUR LATERAL	2	2	L
	63P-44555-00-94	MOUNT DAMPER, LOWER SIDE SILENT-BLOC, INFERIEUR LATERAL	2	2	L
18	90201-35008	WASHER, PLATE RONDELLE, PLATE	2	2	X
19	90202-32M19	WASHER, PLATE RONDELLE, PLATE	2	2	X
20	90201-16M55	WASHER, PLATE RONDELLE, PLATE	2	2	
21	90201-15M58	WASHER, PLATE RONDELLE, PLATE	2	2	
22	90109-14007	BOLT BOULON	2	2	
23	69J-44533-00	DAMPER, UPPER MOUNT RUBBER COUVERCLE, SUSPENSION INFERIEUR	2	2	
24	95380-14600	NUT ECROU	2	2	
25	92995-14600	WASHER RONDELLE	2	2	
26	63P-44553-00-8D	COVER, LOWER MOUNT COUVERCLE, SUSPENSION INFERIEUR	1	1	



63P1010-C200

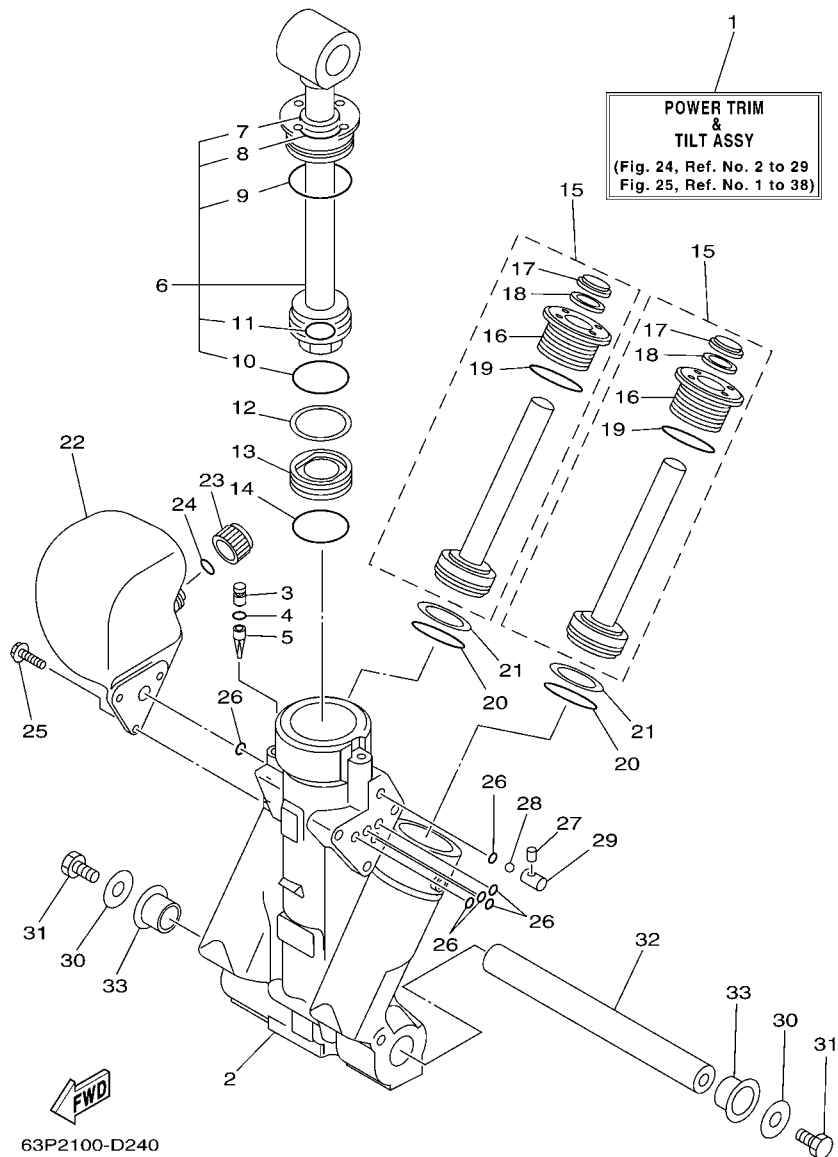
FIG. 23 BRACKET 2

SUPPORT 2

REF. NO.	PART NO. N° PIECES	DESCRIPTION DESCRIPTION	63P2	64P2	REMARKS REMARQUES
27	63P-44556-00-8D	COVER, LOWER MOUNT 2 COUVERCLE,SUSPENSION INFERIEU	1	1	
28	97075-10040	BOLT BOULON	4	4	
29	92995-10100	WASHER RONDELLE	4	4	
30	63P-44514-00-94	MOUNT DAMPER, UPPER SIDE SILENT-BLOC, SUPERIEUR LATERAL	2	2	
31	97075-10045	BOLT BOULON	3	3	
32	92995-10600	WASHER RONDELLE	3	3	
33	90109-14005	BOLT BOULON	2	2	
34	90201-16M01	WASHER, PLATE RONDELLE, PLATE	4	4	
35	90185-14M00	NUT, SELF-LOCKING ECROU, AUTO-BLOCANT	2	2	
36	92995-14600	WASHER RONDELLE	2	2	
37	63P-44511-00-94	COVER, UPPER MOUNT COUVERCLE, SUSPENSION SUPERIEU	1	1	
38	90387-14004	COLLAR COLLERETTE	2	2	
39	90202-28001	WASHER, PLATE RONDELLE, PLATE	2	2	

FIG. 24 POWER TRIM & TILT ASSY 1

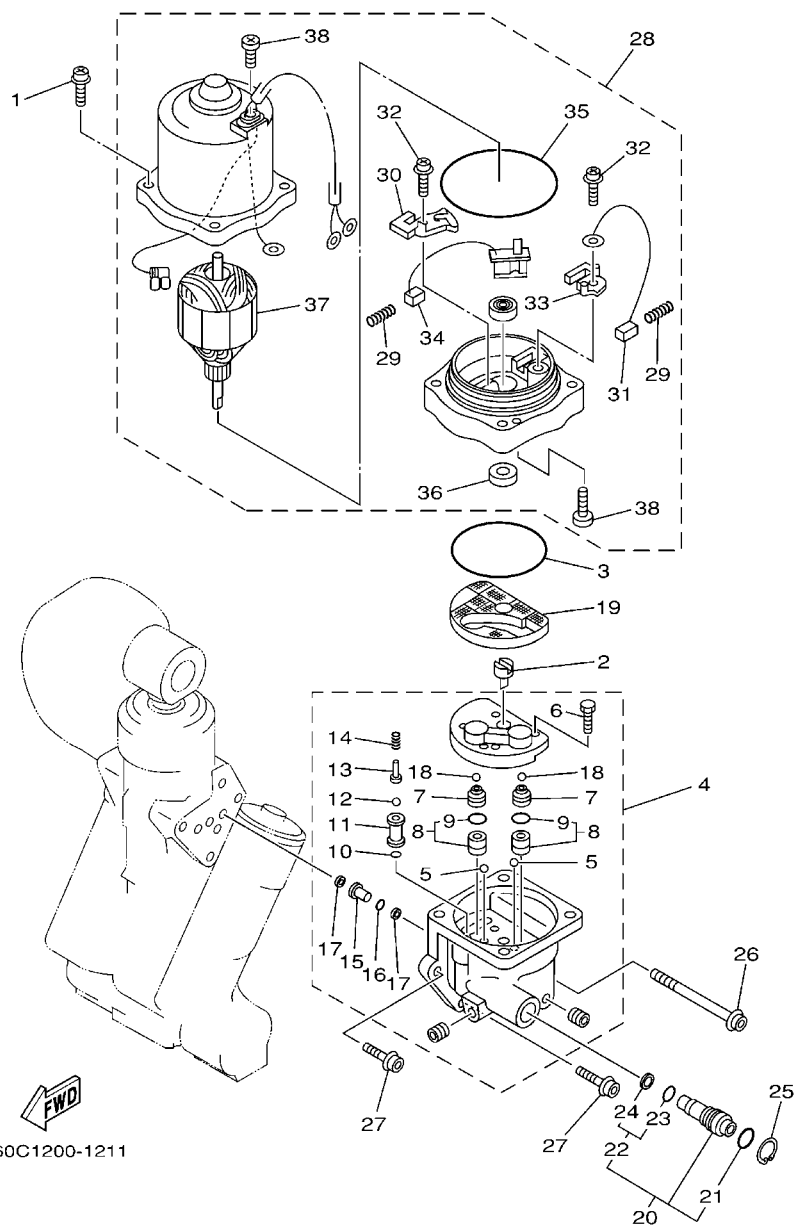
PUISSANCE PARER ET INCLINER 1



REF. NO.	PART NO. N° PIECES	DESCRIPTION DESCRIPTION	63P2	64P2		REMARKS REMARQUES
1	63P-43800-00-4D	POWER TRIM & TILT ASSY PUISSANCE PARER ET INCLINER (E)	1	1		
2	64E-43825-01	HOUSING, TRIM & TILT CARTER	1	1		
3	64E-4388J-00	PLUG 2 BOUCHON 2	1	1		
4	93210-10M74	O-RING JOINT TORIQUE	1	1		
5	64E-43817-00	FILTER 2 FILTRE 2	1	1		
6	63P-43810-00	TILT PISTON SUB ASSY INCLINER PISTON AUXILIAIRE(ENS)	1	1		
7	64E-43898-00	.SEAL ,DUST 2 .JOINT ANTI-PUSSIERE	1	1		
8	64E-43867-00	.O-RING .JOINT TORIQUE	1	1		
9	64E-43866-00	.O-RING .JOINT TORIQUE	1	1		
10	6E5-43862-00	.O-RING .JOINT TORIQUE	1	1		
11	64E-43883-00	.O-RING .JOINT TORIQUE	1	1		
12	6E5-43872-00	RING, BACK UP RESSORT	1	1		
13	6E5-43814-02	PISTON, FREE PISTON	1	1		
14	6E5-43862-00	O-RING JOINT TORIQUE	1	1		
15	64E-43820-00	TRIM PISTON SUB ASSY PARER PISTON AUXILIAIRE (ENS.)	2	2		
16	64E-43821-00	.SCREW, TRIM CYLINDER END .VIS	1	1		
17	64E-43822-00	.SEAL, TRIM DUST JOINT	1	1		
18	64E-4384J-00	.SEAL, TRIM DOWN JOINT	1	1		
19	6G5-43864-00	.O-RING JOINT TORIQUE	1	1		
20	6E5-43864-00	O-RING JOINT TORIQUE	2	2		
21	6E5-43874-01	RING, BACK UP RESSORT	2	2		
22	64E-43828-00	BODY, RESERVOIR CORPS	1	1		
23	64E-43829-00	PLUG, RESERVOIR BOUCHON	1	1		
24	64E-43897-00	O-RING JOINT TORIQUE	1	1		
25	64E-4388E-00	BOLT ,SCREW (L:14MM) VIS (L:14MM)	3	3		
26	64E-43869-00	O-RING JOINT TORIQUE	6	6		
27	64E-4381G-00	PIN COUPILL	1	1		

FIG. 25 POWER TRIM & TILT ASSY 2

PUISSANCE PARER ET INCLINER 2

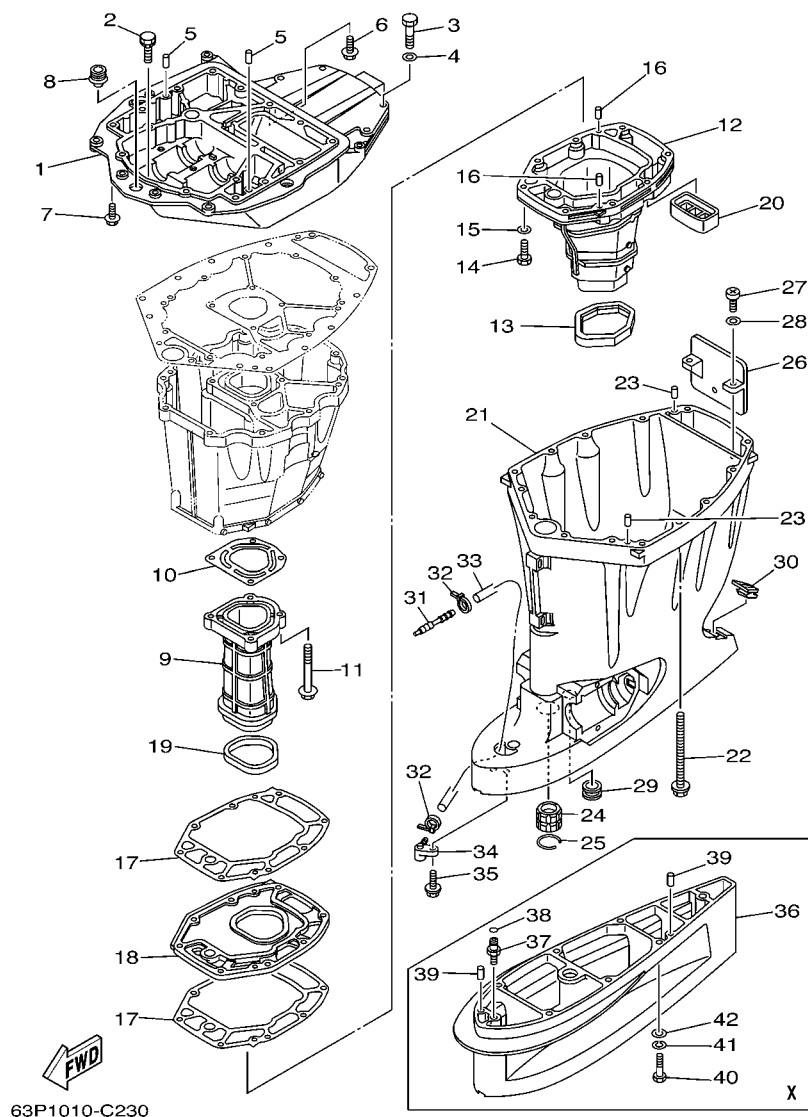


60C1200-1211

REF. NO.	PART NO. N° PIECES	DESCRIPTION DESCRIPTION	63P2	64P2	REMARKS REMARQUES
1	64E-4388E-10	BOLT ,SCREW (L:34.7MM) VIS (L:34.7MM)	4	4	
2	64E-43831-00	CONNECTOR, SHAFT RACCORD	1	1	
3	64E-43868-00	O-RING JOINT TORIQUE	1	1	
4	64E-43830-00	GEAR PUMP ASSY POMPE A PIGNON (ENS.)	1	1	
5	72X-43858-00	.BALL .BILLE	2	2	
6	64E-43843-00	.SCREW, VALVE LOCK .VIS	4	4	
7	64E-43841-00	.PISTON, SHUTTLE .PISTON	2	2	
8	64E-43802-00	.VALVE SUB ASSY .CLAPET AUXILIAIRE (ENS.)	2	2	
9	6E5-43896-00	..O-RING ..JOINT TORIQUE	1	1	
10	6G5-43863-00	.O-RING .JOINT TORIQUE	1	1	
11	64E-43851-00	.SEAT, RELIEF VALVE .SIEGE	1	1	
12	64E-43858-00	.BALL .BILLE	1	1	
13	64E-43859-00	.PIN, VALVE SUPPORT .GOUPILLE	1	1	
14	64E-43855-00	.SPRING, UP RELIEF .RESSORT	1	1	
15	64E-43850-00	.VALVE SUB ASSY .CLAPET AUXILIAIRE (ENS.)	1	1	
16	64E-43865-00	.O-RING .JOINT TORIQUE	1	1	
17	64E-43816-00	.FILTER 1 .FILTRE 1	2	2	
18	64E-43858-00	.BALL .BILLE	2	2	
19	64E-43817-10	FILTER 2 FILTRE 2	1	1	
20	64E-43860-00	MANUAL VALVE SUB-ASSY SOUPAPE, MANUEL (ENS.)	1	1	
21	72X-85075-L0	.O-RING .JOINT TORIQUE	1	1	
22	64E-43827-00	.RING SET .BILLE	1	1	
23	64E-4387A-00	..O-RING ..JOINT TORIQUE	1	1	
24	64E-43873-00	..RING, BACK UP ..RESSORT	1	1	
25	64E-43875-00	RING, SNAP RESSORT	1	1	
26	64E-43879-10	SCREW, WITH WASHER VIS, AVEC RONDELLE	1	1	
27	64E-43879-00	SCREW, WITH WASHER VIS, AVEC RONDELLE	2	2	

FIG. 26 UPPER CASING

FOURREAU



63P1010-C230

REF. NO.	PART NO. N° PIECES	DESCRIPTION DESCRIPTION	63P2	64P2	REMARKS REMARQUES
1	63P-41137-00	GUIDE, EXHAUST COLLECTEUR D'ECHAPPEMENT	1	1	
2	90119-08M79	BOLT, WITH WASHER BOULON, AVEC RONDELLE	2	2	
3	97075-10045	BOLT BOULON	4	4	
4	92995-10600	WASHER RONDELLE	4	4	
5	93608-16M16	PIN, DOWEL AXE	2	2	
6	90119-08M58	BOLT, WITH WASHER BOULON, AVEC RONDELLE	3	3	
7	97575-10535	BOLT, WITH WASHER VIS HEXAGONAL AVEC RONDELLE	4	4	
8	6E5-42724-00	GROMMET PASSE-FIL	1	1	
9	63P-41131-00-5B	MANIFOLD, EXT. 1 PIPE D'ECHAPPEMENT	1	1	
10	63P-41133-A0	GASKET, EXHAUST MANIFOLD 1 JOINT, PIPE D'ECHAPPEMENT	1	1	
11	97575-08560	BOLT, WITH WASHER VIS HEXAGONAL AVEC RONDELLE	4	4	
12	63P-14711-00-5B	MUFFLER 1 POT D'ECHAPPEMENT 1	1	1	
13	69J-45123-00	GASKET, MUFFLER JOINT, POT DE DETENTE	1	1	
14	97075-08035	BOLT BOULON	8	8	
15	92995-08600	WASHER RONDELLE	8	8	
16	93606-19M23	PIN, DOWEL GOUILLE	2	2	
17	63P-41134-A0	GASKET, EXHAUST MANIFOLD JOINT, PIPE D'ECHAPPEMENT	2	2	
18	63P-45181-00-5B	PLATE PLAQUETTE	1	1	
19	63P-41138-00	SEAL, EXT. 1 JOINT DE GROUPE 1	1	1	
20	69J-45127-00	SEAL JOINT	1	1	
21	63P-45111-00-8D	CASING, UPPER FOURREAU	1	1	
22	90119-10007	BOLT, WITH WASHER BOULON, AVEC RONDELLE	8	8	
23	93608-16M16	PIN, DOWEL AXE	2	2	
24	6E5-45318-00	BUSHING, DRIVE SHAFT DOUILLE, ARBRE MOTEUR	1	1	
25	93420-36M01	CIRCLIP CIRCLIP, TYPE S	1	1	
26	69J-14624-01	COVER, EXHAUST CACHE D'ECHAPPEMENT	1	1	
27	97880-06016	SCREW, PAN HEAD VIS, TETE TRONCONIQUE	2	2	

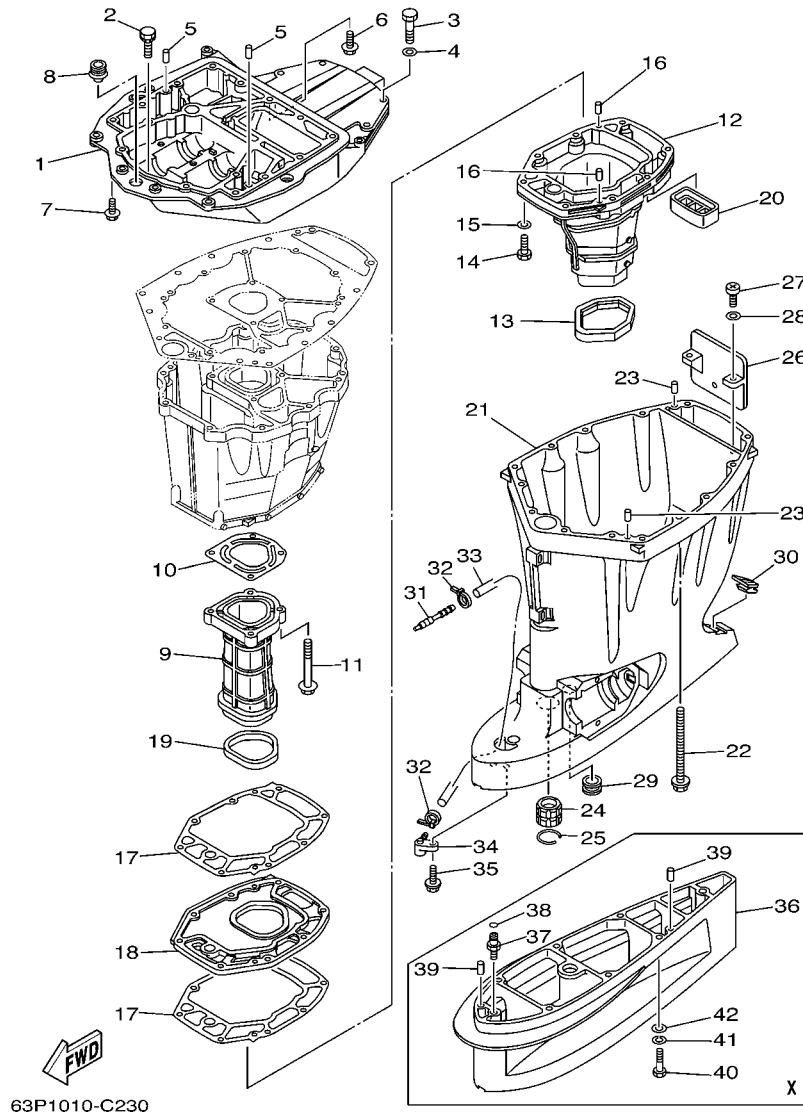


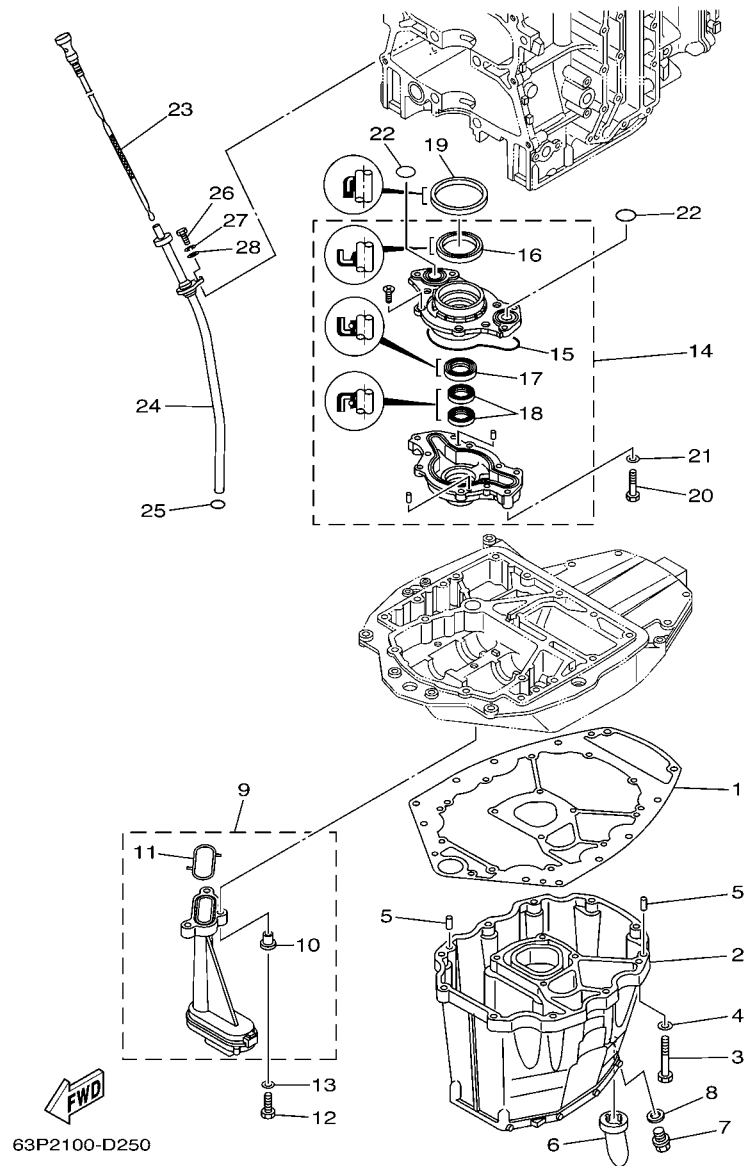
FIG. 26 UPPER CASING

FOURREAU

REF. NO.	PART NO. N° PIECES	DESCRIPTION DESCRIPTION	63P2	64P2		REMARKS REMARQUES
28	92990-06600	WASHER, PLATE RONDELLE, PLATE	2	2		
29	6E5-44366-00	DAMPER, WATER SEAL JOINT, TUBE D'EAU	1	1		
30	6H3-45155-00	CAP CAPUCHON	1	1		
31	6E5-83558-00	END, NIPPLE RACCORD DE NIPPLE	1	1		
32	90465-11M10	CLAMP BRIDE	2	2		
33	90445-070F1	HOSE (L950) DURITE (L950)	1	1		
34	63P-45379-00	NIPPLE, HOSE RACCORD D'ESSENCE	1	1		
35	90119-06M18	BOLT, WITH WASHER BOULON, AVEC RONDELLE	1	1		
36	63P-45211-00-8D	EXTENSION EXTENSION	1	1		X X
37	63P-45378-00	NIPPLE, HOSE RACCORD, TUYAU	1	1		X X
38	93210-07003	O-RING JOINT TORIQUE	1	1		X X
39	93608-16M16	PIN, DOWEL AXE	2	2		X X
40	97095-10045	BOLT BOULON	6	6		X X
41	92995-10100	WASHER RONDELLE	6	6		X X
42	92995-10600	WASHER RONDELLE	6	6		X X

FIG. 27 OIL PAN

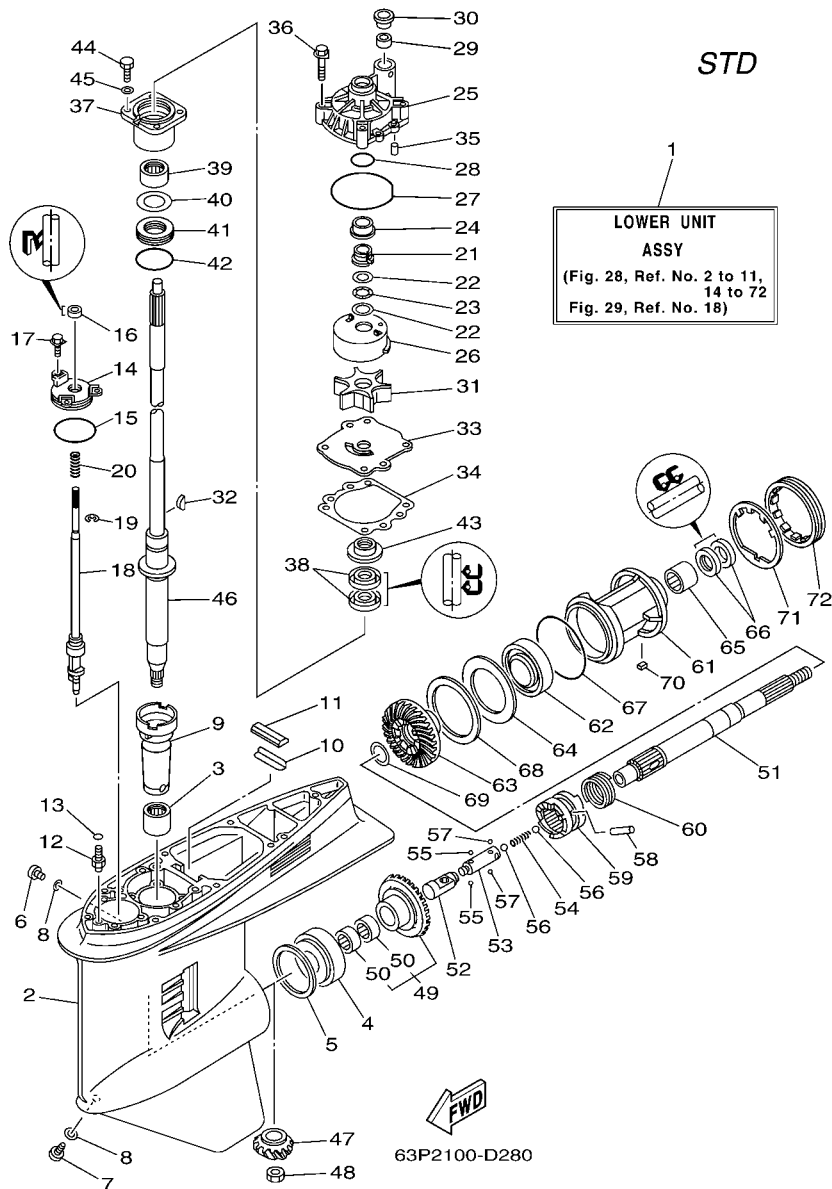
VENTILATEUR D'HUILE



REF. NO.	PART NO. N° PIECES	DESCRIPTION DESCRIPTION	63P2	64P2	REMARKS REMARQUES
1	63P-15312-00	GASKET, OIL PAN JOINT DE VENTILATEUR D'HUILE	1	1	
2	63P-15311-00-5B	OIL PAN VENTILATEUR D'HUILE	1	1	
3	97075-08035	BOLT BOULON	10	10	
4	92995-08600	WASHER RONDELLE	10	10	
5	93608-16M16	PIN, DOWEL AXE	2	2	
6	63P-15316-00	DAMPER, ENGINE MOUNT 1 AMORTISSEUR DE SUPPORT	1	1	
7	90340-14M06	PLUG, STRAIGHT SCREW PLOT, FILETE DROIT	1	1	
8	90430-14M09	GASKET JOINT	1	1	
9	63P-13411-00	STRAINER, OIL FILTRE, HUILE	1	1	
10	90387-06M64	.COLLAR .COLLERETTE	3	3	
11	63P-13415-00	.SEAL, OIL STRAINER .JOINT, FILTRE A HUILE	1	1	
12	97027-06025	BOLT BOULON	3	3	
13	92907-06600	WASHER, PLATE RONDELLE	3	3	
14	63P-13300-00	OIL PUMP ASSY POMPE A HUILE COMPLETE	1	1	
15	63P-13329-00	.GASKET, PUMP COVER .JOINT, COUVERCLE DE POMPE	1	1	
16	69J-13338-00	.OIL SEAL .JOINT SPY	1	1	
17	69J-13119-00	.OIL SEAL .JOINT SPY	1	1	
18	69J-13631-00	.OIL SEAL .JOINT SPY	2	2	
19	69J-11355-00	SEAL, CYLINDER 1 JOINT, SPY CYLINDRE	1	1	
20	97095-06040	BOLT BOULON	4	4	
21	92995-06600	WASHER RONDELLE	4	4	
22	93210-25552	O-RING JOINT TORIQUE	2	2	
23	63P-15362-00	PLUG, OIL LEVEL PLOT, NIVEAU D'HUILE	1	1	
24	63P-15377-00	GUIDE, INLET GUIDE D'ADMISSION	1	1	
25	93210-19MJ3	O-RING JOINT TORIQUE	1	1	
26	97095-06020	BOLT BOULON	1	1	
27	92995-06100	WASHER, SPRING RONDELLE, GROWER	1	1	

FIG. 28 LOWER CASING & DRIVE 1

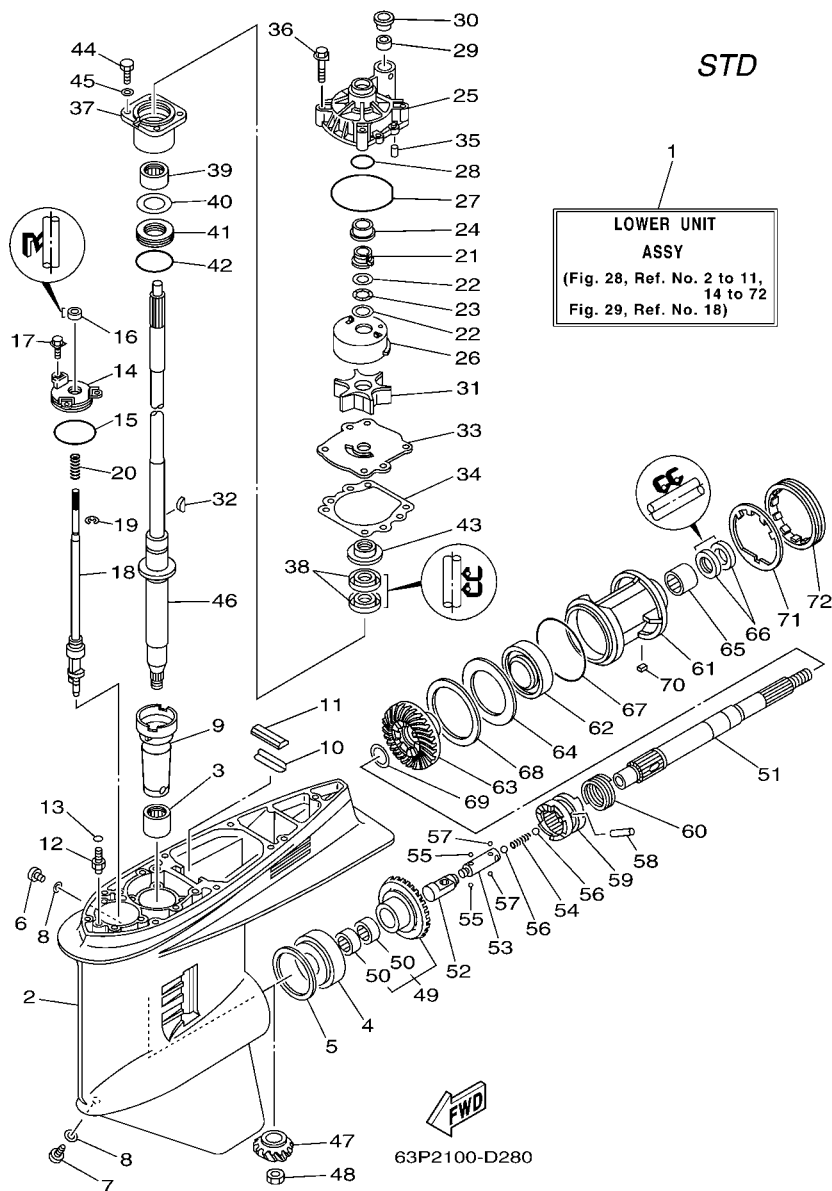
BOITIER D'HELICE TRANSMISSION1



REF. NO.	PART NO. N° PIECES	DESCRIPTION DESCRIPTION	63P2	64P2		REMARKS REMARQUES
1	63P-45300-01-8D	LOWER UNIT ASSY UNITE INFERIEURE (ENS.)	1			L L
	63P-45300-11-8D	LOWER UNIT ASSY UNITE INFERIEURE (ENS.)	1			X X
2	6J9-45301-05-8D	CASING, LOWER BEQUILLE	1			
3	93311-928U5	BEARING ROULEMENT	1			
4	93332-000V3	BEARING ROULEMENT	1			
5	6G5-45567-01	SHIM (T:0.10MM) CALE (T:0.10MM)	1			UR UR
	6G5-45567-10	SHIM (T:0.12MM) CALE (T:0.12MM)	1			UR UR
	6G5-45567-20	SHIM (T:0.15MM) CALE (T:0.15MM)	1			UR UR
	6G5-45567-30	SHIM (T:0.18MM) CALE (T:0.18MM)	1			UR UR
	6G5-45567-40	SHIM (T:0.30MM) CALE (T:0.30MM)	1			UR UR
	6G5-45567-50	SHIM (T:0.40MM) CALE (T:0.40MM)	1			UR UR
	6G5-45567-60	SHIM (T:0.50MM) CALE (T:0.50MM)	1			UR UR
6	90340-08002	PLUG, STRAIGHT SCREW PLOT, FILETE DROIT	1			
7	688-45341-10	PLUG, DRAIN BOUCHON DE VIDANGE	1			
8	90430-08020	GASKET JOINT	2			
9	6G5-45536-01	SLEEVE, DRIVE SHAFT MANCHON, ARBRE MOTEUR	1			
10	663-45376-00-94	GUIDE, SEAL DAMPER BUTEE, JOINT CAOUTCHOUC	1			
11	688-45375-00	DAMPER, SEAL BOURRELET, CAOUTCHOUC	1			
12	63P-45378-00	NIPPLE, HOSE RACCORD, TUYAU	1			
13	93210-07003	O-RING JOINT TORIQUE	1			
14	6E5-45321-00	PLATE PLAQUETTE	1			
15	93210-58144	O-RING JOINT TORIQUE	1			
16	93106-09014	OIL SEAL JOINT SPY	1			
17	90119-06M10	BOLT, WITH WASHER BOULON, AVEC RONDELLE	3			
18	63P-44150-00	SHIFT CAM ASSY CAME D'INVERSION	1			L L
	63P-44150-10	SHIFT CAM ASSY CAME D'INVERSION	1			X X
19	99001-08600	CIRCLIP CIRCLIP	1			

FIG. 28 LOWER CASING & DRIVE 1

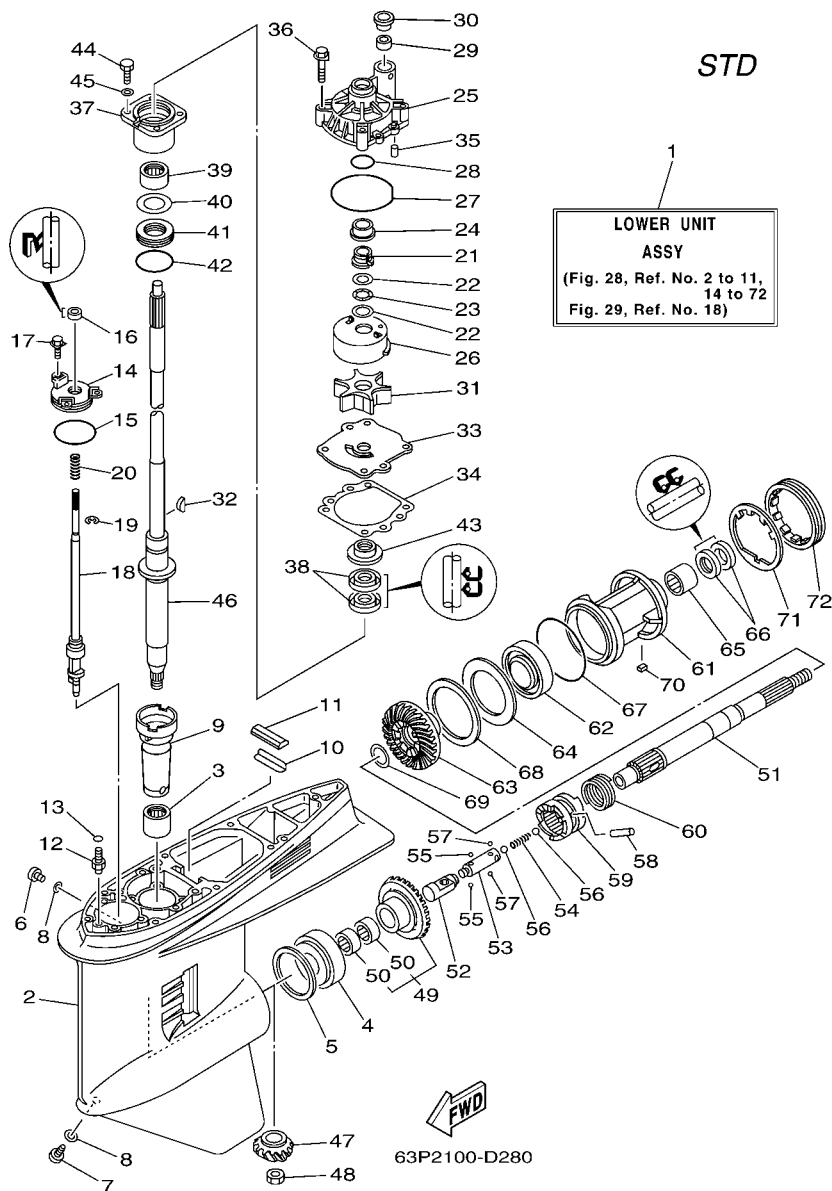
BOITIER D'HELICE TRANSMISSION1



REF. NO.	PART NO. N° PIECES	DESCRIPTION DESCRIPTION	63P2	64P2	REMARKS REMARQUES
20	90501-11M10	SPRING, COMPRESSION RESSORT, COMPRESSION	1		
21	61A-45538-00	SPACER 1 ENTRETOISE	1		
22	90201-22M01	WASHER, PLATE RONDELLE, PLATE	2		
23	90206-22M19	WASHER, WAVE RONDELLE, ONDULEE	1		
24	61A-45527-00	COLLAR, DRIVE SHAFT ENTRETOISE	1		
25	61A-44311-01	HOUSING, WATER PUMP CORPS, POMPE A EAU	1		
26	61A-44322-02	INSERT, CARTRIDGE CUVETTE	1		
27	93210-86M38	O-RING JOINT TORIQUE	1		
28	93210-37160	O-RING JOINT TORIQUE	1		
29	6E5-44365-00	DAMPER, WATER SEAL JOINT, TUBE D'EAU	1		
30	6E5-44312-00	COVER, WATER PUMP HOUSING COUVERCLE	1		
31	6E5-44352-01	IMPELLER TURBINE	1		
32	90280-04M05	KEY, WOODRUFF CLAVETTE, DEMI-LUNE	1		
33	6G5-44323-00	OUTER PLATE, CARTRIDGE PLAQUE EXTERIEURE	1		
34	6E5-44315-A0	GASKET, WATER PUMP JOINT, POMPE A EAU	1		
35	93606-12019	PIN, DOWEL GOUILLE	2		
36	90119-08M14	BOLT, WITH WASHER BOULON, AVEC RONDELLE	4		
37	6E5-45331-00-94	HOUSING, BEARING FLASQUE, ROULEMENT	1		
38	93101-28M16	OIL SEAL JOINT SPY	2		
39	93317-330U2	BEARING ROULEMENT	1		
40	6E5-45587-01	SHIM (T:0.10MM) CALE (T:0.10MM)	1		UR
	6E5-45587-10	SHIM (T:0.12MM) CALE (T:0.12MM)	1		UR
	6E5-45587-20	SHIM (T:0.15MM) CALE (T:0.15MM)	1		UR
	6E5-45587-30	SHIM (T:0.18MM) CALE (T:0.18MM)	1		UR
	6E5-45587-40	SHIM (T:0.30MM) CALE (T:0.30MM)	1		UR
	6E5-45587-50	SHIM (T:0.40MM) CALE (T:0.40MM)	1		UR
	6E5-45587-60	SHIM (T:0.50MM) CALE (T:0.50MM)	1		UR

FIG. 28 LOWER CASING & DRIVE 1

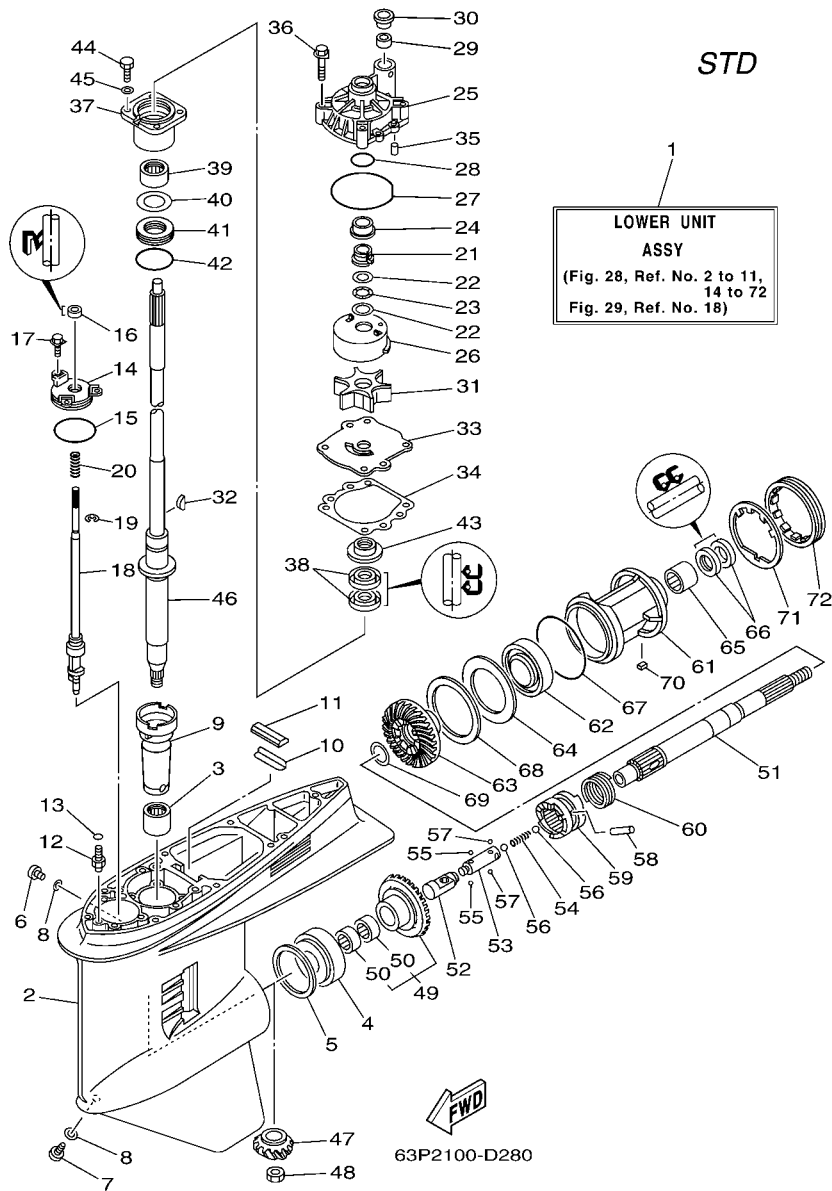
BOITIER D'HELICE TRANSMISSION1



REF. NO.	PART NO. N° PIECES	DESCRIPTION DESCRIPTION	63P2	64P2		REMARKS REMARQUES
41	93341-930V2	BEARING CERVEAUX DE DIRECTION	1			
42	93210-55M14	O-RING JOINT TORIQUE	1			
43	6E5-45344-00	COVER, OIL SEAL FLASQE, JOINT D'HUILE	1			
44	97095-08025	BOLT BOULON	4			
45	92995-08600	WASHER RONDELLE	4			
46	63P-45501-00	DRIVE SHAFT COMP. ARBRE MOTEUR COMP.	1			L
	63P-45501-10	DRIVE SHAFT COMP. ARBRE MOTEUR COMP.	1			X
47	63P-45551-00	PINION (14T) PIGNON D'ATTAQUE (14D)	1			X
48	90170-16M01	NUT ECROU	1			
49	63P-45560-01	GEAR 1 (28T) PIGNON 1 (28T)	1			
50	93315-425V3	BEARING ROULEMENT	2			
51	6J9-45611-01	SHAFT, PROPELLER ARBRE, HELICE	1			
52	6E5-45641-03	SHIFTER EMBRAYAGE	1			
53	6E5-45634-01	SLIDE, SHIFT CONTRE-POUSSOIR	1			
54	90501-16M37	SPRING, COMPRESSION RESSORT, COMPRESSION	1			
55	93507-32009	BALL BILLE	2			
56	93511-32017	BALL BILLES	2			
57	93503-16003	BALL BILLES	2			
58	90250-08M07	PIN, STRAIGHT GOUPILLE, DROITE	1			
59	63P-45631-01	CLUTCH, DOG CRABOT	1			
60	6E5-45633-01	RING, CROSS PIN JONC, GOUPILLE CRABOT	1			
61	6J9-45332-00-8D	HOUSING, BEARING FLASQUE, ROULEMENT	1			
62	93306-209U0	BEARING ROULEMENT	1			
63	63P-45571-01	GEAR 2 (28T) PIGNON 2 (28T)	1			
64	6G5-45576-10	WASHER, THRUST RONDELLE DE CALAGE	1			
65	93315-43061	BEARING ROULEMENT	1			
66	93101-30M17	OIL SEAL JOINT SPY	2			

FIG. 28 LOWER CASING & DRIVE 1

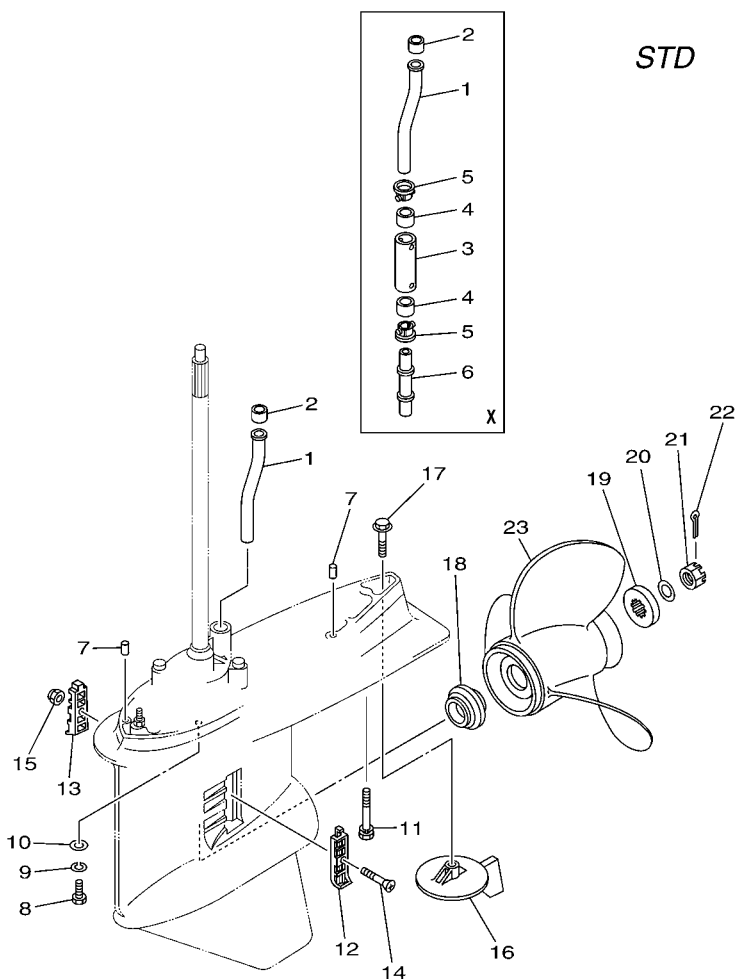
BOITIER D'HELICE TRANSMISSION1



REF. NO.	PART NO. N° PIECES	DESCRIPTION DESCRIPTION	63P2	64P2	REMARKS REMARQUES
67	93210-97M55	O-RING JOINT TORIQUE	1		
68	6G5-45577-02	SHIM (T:0.10MM) CALE (T:0.10MM)	1		UR
	6G5-45577-10	SHIM (T:0.12MM) CALE (T:0.12MM)	1		UR
	6G5-45577-20	SHIM (T:0.15MM) CALE (T:0.15MM)	1		UR
	6G5-45577-30	SHIM (T:0.18MM) CALE (T:0.18MM)	1		UR
	6G5-45577-40	SHIM (T:0.30MM) CALE (T:0.30MM)	1		UR
	6G5-45577-50	SHIM (T:0.40MM) CALE (T:0.40MM)	1		UR
	6G5-45577-60	SHIM (T:0.50MM) CALE (T:0.50MM)	1		UR
69	90201-30M92	WASHER, PLATE RONDELLE, PLATE	1		
70	90282-04M00	KEY, STRAIGHT CLAVETTE, DROITE	1		
71	6G5-45383-01	WASHER, CLAW FREIN D'ECROU	1		
72	6G5-45384-02	NUT ECROU	1		

FIG. 29 LOWER CASING & DRIVE 2

BOITIER D'HELICE TRANSMISSION2

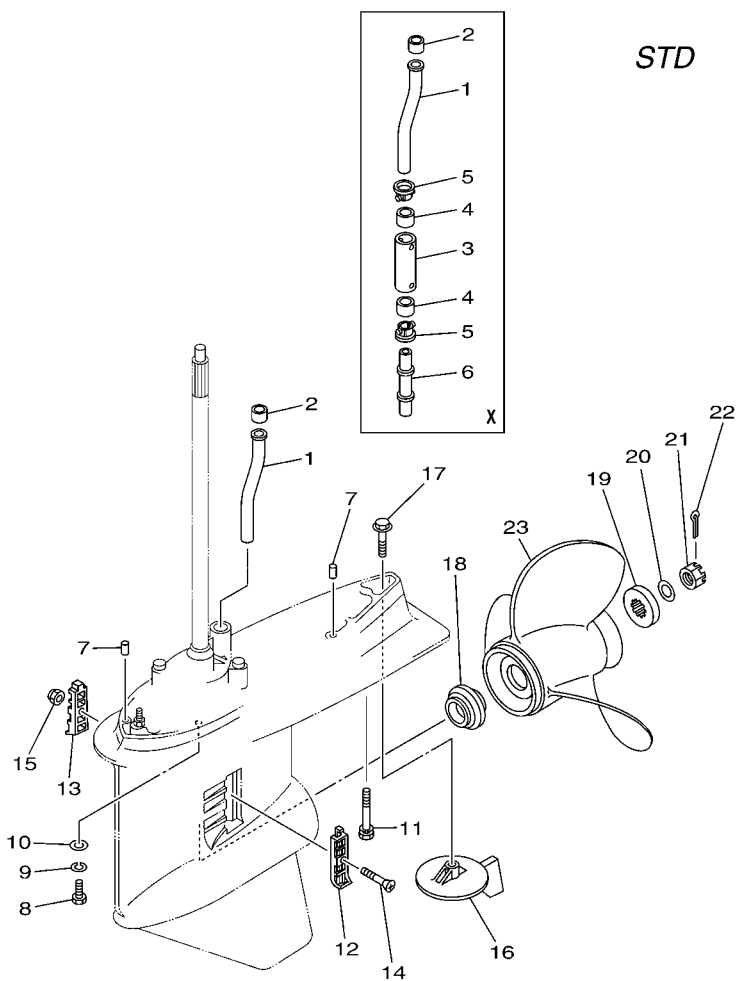


63P1010-C260

REF. NO.	PART NO. N° PIECES	DESCRIPTION DESCRIPTION	63P2	64P2		REMARKS REMARQUES
1	63P-44361-00	TUBE, WATER TUBE D'EAU	1			
2	6E5-44365-00	DAMPER, WATER SEAL JOINT, TUBE D'EAU	1			
3	63P-44362-00	TUBE, WATER TUBE D'EAU	1			X X
4	6E5-44365-00	DAMPER, WATER SEAL JOINT, TUBE D'EAU	2			X X
5	6E5-44312-00	COVER, WATER PUMP HOUSING COUVERCLE	2			X X
6	63P-44363-00	TUBE, WATER 3 TUBE D'EAU 3	1			X X
7	93608-16M16	PIN, DOWEL AXE	2			
8	97095-10045	BOLT BOULON	6			
9	92995-10100	WASHER RONDELLE	6			
10	92995-10600	WASHER RONDELLE	6			
11	90119-10MA2	BOLT, WITH WASHER BOULON, AVEC RONDELLE	1			L L
	90119-10008	BOLT, WITH WASHER BOULON, AVEC RONDELLE	1			X X
12	6J9-45214-00	COVER, WATER INLET 1 GRILLE, ENTREE D'EAU 1	1			
13	6J9-45215-00	COVER, WATER INLET 2 GRILLE, ENTREE D'EAU 2	1			
14	90152-05M08	SCREW, COUNTERSUNK VIS, TETE NOYEE	1			
15	90185-05002	NUT, SELF-LOCKING ECROU, AUTO-BLOCANT	1			
16	6J9-45371-01	TAB-TRIM ANODE DERIVE	1			
17	90105-10M00	BOLT, FLANGE BOULON	1			
18	63P-45987-00	SPACER ENTRETOISE	1			
19	688-45997-01	SPACER ENTRETOISE	1			
20	92990-18200	WASHER RONDELLE, PLATE	1			
21	90171-18M04	NUT, CASTLE ECROU, CRENELE	1			
22	91490-40030	PIN, COTTER GOUPILE	1			
23	6G5-45941-00-98	PROPELLER (3X15-1/4"X15"-M) HELICE (3X15-1/4"X15"-M)	1			UR UR
	6G5-45943-01-98	PROPELLER (3X13-3/4"X21"-M) HELICE (3X13-3/4"X21"-M)	1			UR UR
	6G5-45945-01-98	PROPELLER (3X14"X19"-M) HELICE (3X14"X19"-M)	1			UR UR
	6G5-45947-01-98	PROPELLER (3X14-1/2"X17"-M) HELICE (3X14-1/2"X17"-M)	1			UR UR

C1

FIG. 29 LOWER CASING & DRIVE 2 BOITIER D'HELICE TRANSMISSION2

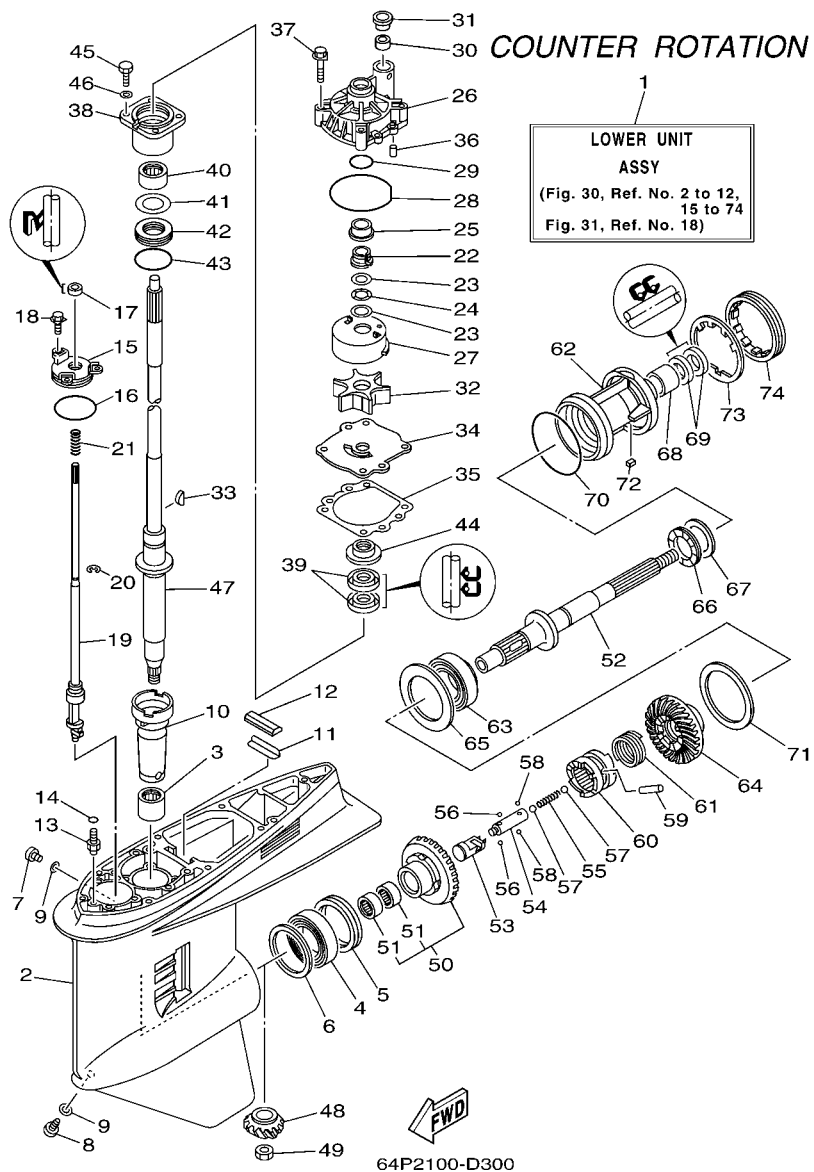



63P1010-C260

REF. NO.	PART NO. N° PIECES	DESCRIPTION DESCRIPTION	63P2	64P2		REMARKS REMARQUES
23	6G5-45949-00-98	PROPELLER (3X13-1/2"X23"-M) HELICE (3X13-1/2"X23"-M)	1			UR UR
	6G5-45930-00-98	PROPELLER (3X13-3/8"X25"-M) HELICE (3X13-3/8"X25"-M)	1			UR UR
	6G5-45932-00-98	PROPELLER (3X15-3/4"X13"-M) HELICE (3X15-3/4"X13"-M)	1			UR UR
	6G5-45970-02-98	PROPELLER (3X15-1/4"X15"-M) HELICE (3X15-1/4"X15"-M)	1			UR UR
	6G5-45972-02-98	PROPELLER (3X13-3/4"X21"-M) HELICE (3X13-3/4"X21"-M)	1			UR UR
	6G5-45974-03-98	PROPELLER (3X13-3/4"X19"-M2) HELICE (3X13-3/4"X19"-M2)	1			UR UR
	6G5-45976-01-98	PROPELLER (3X13-3/8"X23"-M) HELICE (3X13-3/8"X23"-M)	1			UR UR
	6G5-45978-03-98	PROPELLER (3X13-3/4"X17"-M2) HELICE (3X13-3/4"X17"-M2)	1			UR UR
	6R4-45970-A0	PROPELLER (3X15-1/4"X19"-M) HELICE (3X15-1/4"X19"-M)	1			UR UR
	6R4-45972-A0	PROPELLER (3X14-7/8"X21"-M) HELICE (3X14-7/8"X21"-M)	1			UR UR
	6R4-45974-A0	PROPELLER (3X14-1/2"X23"-M) HELICE (3X14-1/2"X23"-M)	1			UR UR
	6R4-45976-A0	PROPELLER (3X14-1/2"X15"-M) HELICE (3X14-1/2"X15"-M)	1			UR UR
	6R4-45978-A0	PROPELLER (3X15-1/4"X17"-M) HELICE (3X15-1/4"X17"-M)	1			UR UR
	6J9-45970-10	PROPELLER (3X14-1/2"X25"-M) HELICE (3X14-1/2"X25"-M)	1			UR UR
	6J9-45972-10	PROPELLER (3X14-1/2"X23"-M) HELICE (3X14-1/2"X23"-M)	1			UR UR
	6J9-45974-10	PROPELLER (3X14-1/2"X27"-M) HELICE (3X14-1/2"X27"-M)	1			UR UR
	6J9-45976-10	PROPELLER (3X14-1/2"X21"-M) HELICE (3X14-1/2"X21"-M)	1			UR UR

FIG. 30 LOWER CASING & DRIVE 3

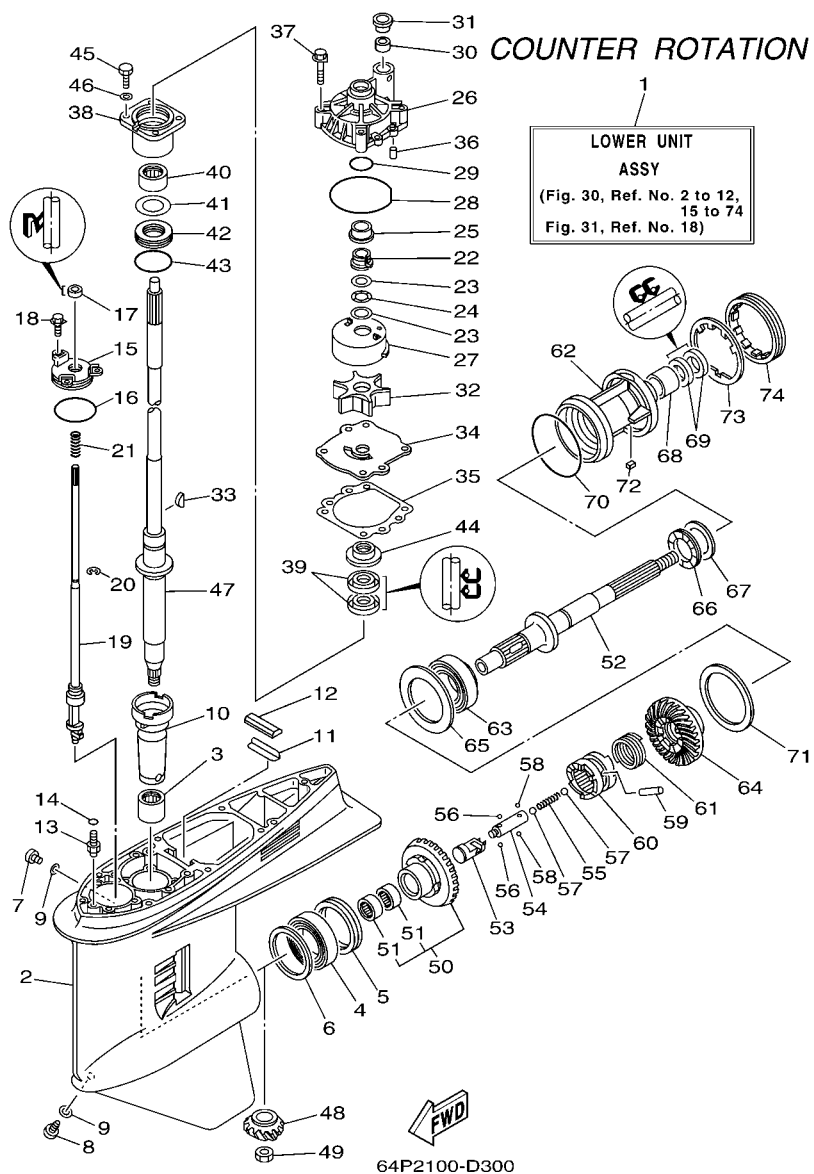
BOITIER D'HELICE TRANSMISSION3



REF. NO.	PART NO. N° PIECES	DESCRIPTION DESCRIPTION	63P2	64P2	REMARKS REMARQUES
20	99001-08600	CIRCLIP CIRCLIP		1	
21	90501-11M10	SPRING, COMPRESSION RESSORT, COMPRESSION		1	
22	61A-45538-00	SPACER 1 ENTRETOISE		1	
23	90201-22M01	WASHER, PLATE RONDELLE, PLATE		2	
24	90206-22M19	WASHER, WAVE RONDELLE, ONDULEE		1	
25	61A-45527-00	COLLAR, DRIVE SHAFT ENTRETOISE		1	
26	61A-44311-01	HOUSING, WATER PUMP CORPS, POMPE A EAU		1	
27	61A-44322-02	INSERT, CARTRIDGE CUVETTE		1	
28	93210-86M38	O-RING JOINT TORIQUE		1	
29	93210-37160	O-RING JOINT TORIQUE		1	
30	6E5-44365-00	DAMPER, WATER SEAL JOINT, TUBE D'EAU		1	
31	6E5-44312-00	COVER, WATER PUMP HOUSING COUVERCLE		1	
32	6E5-44352-01	IMPELLER TURBINE		1	
33	90280-04M05	KEY, WOODRUFF CLAVETTE, DEMI-LUNE		1	
34	6G5-44323-00	OUTER PLATE, CARTRIDGE PLAQUE EXTERIEURE		1	
35	6E5-44315-A0	GASKET, WATER PUMP JOINT, POMPE A EAU		1	
36	93606-12019	PIN, DOWEL GOUPILLE		2	
37	90119-08M14	BOLT, WITH WASHER BOULON, AVEC RONDELLE		4	
38	6E5-45331-00-94	HOUSING, BEARING FLASQUE, ROULEMENT		1	
39	93101-28M16	OIL SEAL JOINT SPY		2	
40	93317-330U2	BEARING ROULEMENT		1	
41	6E5-45587-01	SHIM (T:0.10MM) CALE (T:0.10MM)		1	UR
	6E5-45587-10	SHIM (T:0.12MM) CALE (T:0.12MM)		1	UR
	6E5-45587-20	SHIM (T:0.15MM) CALE (T:0.15MM)		1	UR
	6E5-45587-30	SHIM (T:0.18MM) CALE (T:0.18MM)		1	UR
	6E5-45587-40	SHIM (T:0.30MM) CALE (T:0.30MM)		1	UR
	6E5-45587-50	SHIM (T:0.40MM) CALE (T:0.40MM)		1	UR

FIG. 30 LOWER CASING & DRIVE 3

BOITIER D'HELICE TRANSMISSION3



REF. NO.	PART NO. N° PIECES	DESCRIPTION DESCRIPTION	63P2	64P2	REMARKS REMARQUES
41	6E5-45587-60	SHIM (T:0.50MM) CALE (T:0.50MM)		1	UR UR
42	93341-930V2	BEARING CERVEAUX DE DIRECTION		1	
43	93210-55M14	O-RING JOINT TORIQUE		1	
44	6E5-45344-00	COVER, OIL SEAL FLASQUE, JOINT D'HUILE		1	
45	97095-08025	BOLT BOULON		4	
46	92995-08600	WASHER RONDELLE		4	
47	63P-45501-00	DRIVE SHAFT COMP. ARBRE MOTEUR COMP.		1	L L
	63P-45501-10	DRIVE SHAFT COMP. ARBRE MOTEUR COMP.		1	X X
48	63P-45551-00	PINION (14T) PIGNON D'ATTAQUE (14D)		1	
49	90170-16M01	NUT ECROU		1	
50	64P-45560-01	GEAR 1 (28T) PIGNON 1 (28T)		1	
51	93315-425V3	.BEARING .ROULEMENT		2	
52	6K1-45611-10	SHAFT, PROPELLER ARBRE, HELICE		1	
53	6K1-45641-01	SHIFTER EMBAYAGE		1	
54	6E5-45634-01	SLIDE, SHIFT CONTRE-POUSSOIR		1	
55	90501-16M37	SPRING, COMPRESSION RESSORT, COMPRESSION		1	
56	93507-32009	BALL BILLE		2	
57	93511-32017	BALL BILLES		2	
58	93503-16003	BALL BILLES		2	
59	90250-08M07	PIN, STRAIGHT GOUPILLE, DROITE		1	
60	63P-45631-01	CLUTCH, DOG CRABOT		1	
61	6E5-45633-01	RING, CROSS PIN JONC, GOUPILLE CRABOT		1	
62	6K1-45332-01-8D	HOUSING, BEARING FLASQUE, ROULEMENT		1	
63	93332-00048	BEARING ROULEMENT		1	
64	64P-45570-01	GEAR 2 (28T) PIGNON 2 (28T)		1	
65	6K1-45576-00	WASHER, THRUST RONDELLE DE CALAGE		1	
66	93341-440U5	BEARING CERVEAUX DE DIRECTION		1	

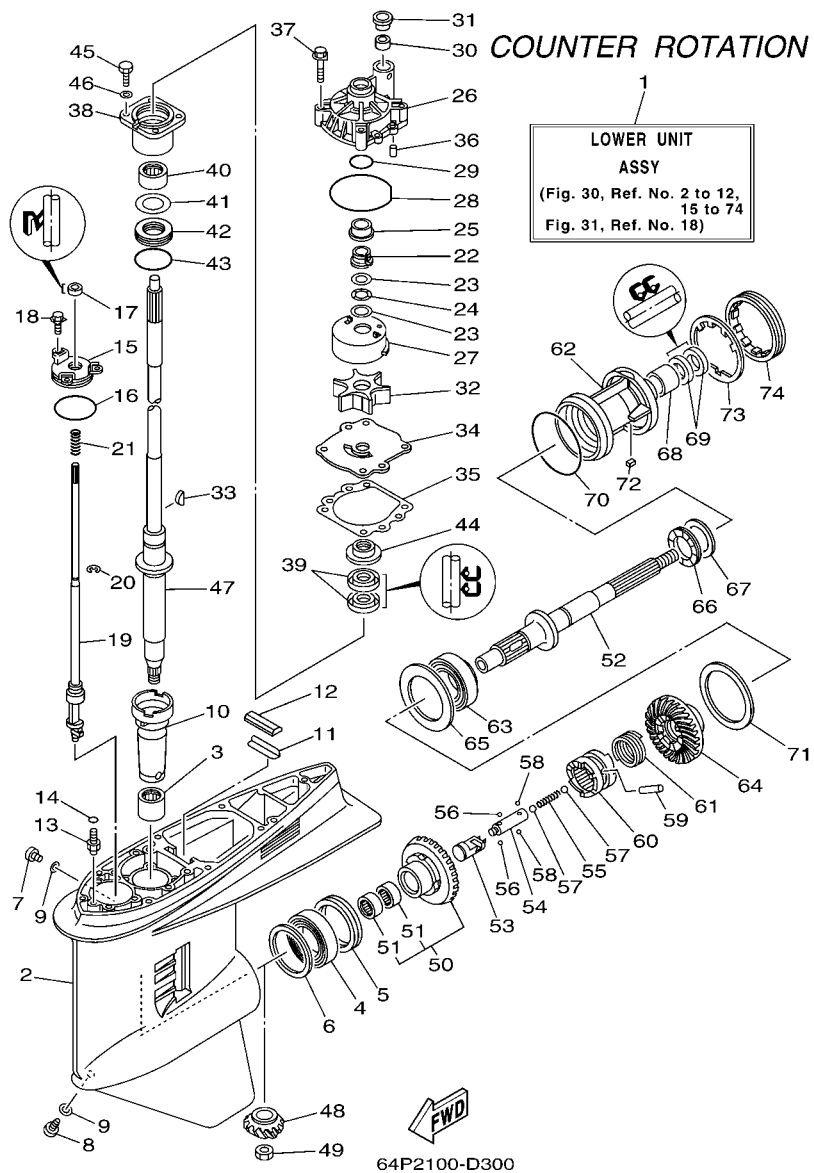
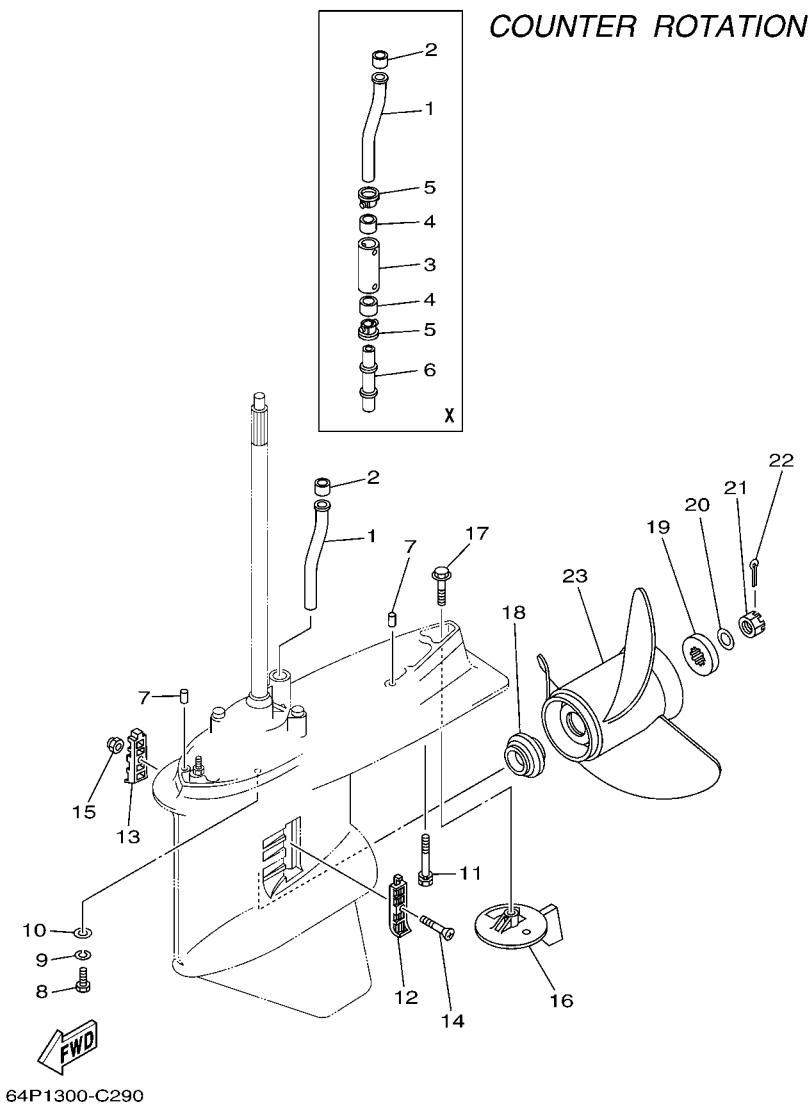


FIG. 30 LOWER CASING & DRIVE 3 BOITIER D'HELICE TRANSMISSION3

REF. NO.	PART NO. N° PIECES	DESCRIPTION DESCRIPTION	63P2	64P2	REMARKS REMARQUES
67	6K1-45578-01	SHIM (T:0.10MM) CALE (T:0.10MM)		1	UR UR
	6K1-45578-10	SHIM (T:0.12MM) CALE (T:0.12MM)		1	UR UR
	6K1-45578-20	SHIM (T:0.15MM) CALE (T:0.15MM)		1	UR UR
	6K1-45578-30	SHIM (T:0.18MM) CALE (T:0.18MM)		1	UR UR
	6K1-45578-40	SHIM (T:0.30MM) CALE (T:0.30MM)		1	UR UR
	6K1-45578-50	SHIM (T:0.40MM) CALE (T:0.40MM)		1	UR UR
	6K1-45578-60	SHIM (T:0.50MM) CALE (T:0.50MM)		1	UR UR
68	93315-43061	BEARING ROULEMENT		1	
69	93101-30M17	OIL SEAL JOINT SPY		2	
70	93210-97M55	O-RING JOINT TORIQUE		1	
71	6G5-45577-02	SHIM (T:0.10MM) CALE (T:0.10MM)		1	UR UR
	6G5-45577-10	SHIM (T:0.12MM) CALE (T:0.12MM)		1	UR UR
	6G5-45577-20	SHIM (T:0.15MM) CALE (T:0.15MM)		1	UR UR
	6G5-45577-30	SHIM (T:0.18MM) CALE (T:0.18MM)		1	UR UR
	6G5-45577-40	SHIM (T:0.30MM) CALE (T:0.30MM)		1	UR UR
	6G5-45577-50	SHIM (T:0.40MM) CALE (T:0.40MM)		1	UR UR
	6G5-45577-60	SHIM (T:0.50MM) CALE (T:0.50MM)		1	UR UR
72	90282-04M00	KEY, STRAIGHT CLAVETTE, DROITE		1	
73	6G5-45383-01	WASHER, CLAW FREIN D'ECROU		1	
74	6G5-45384-02	NUT ECROU		1	

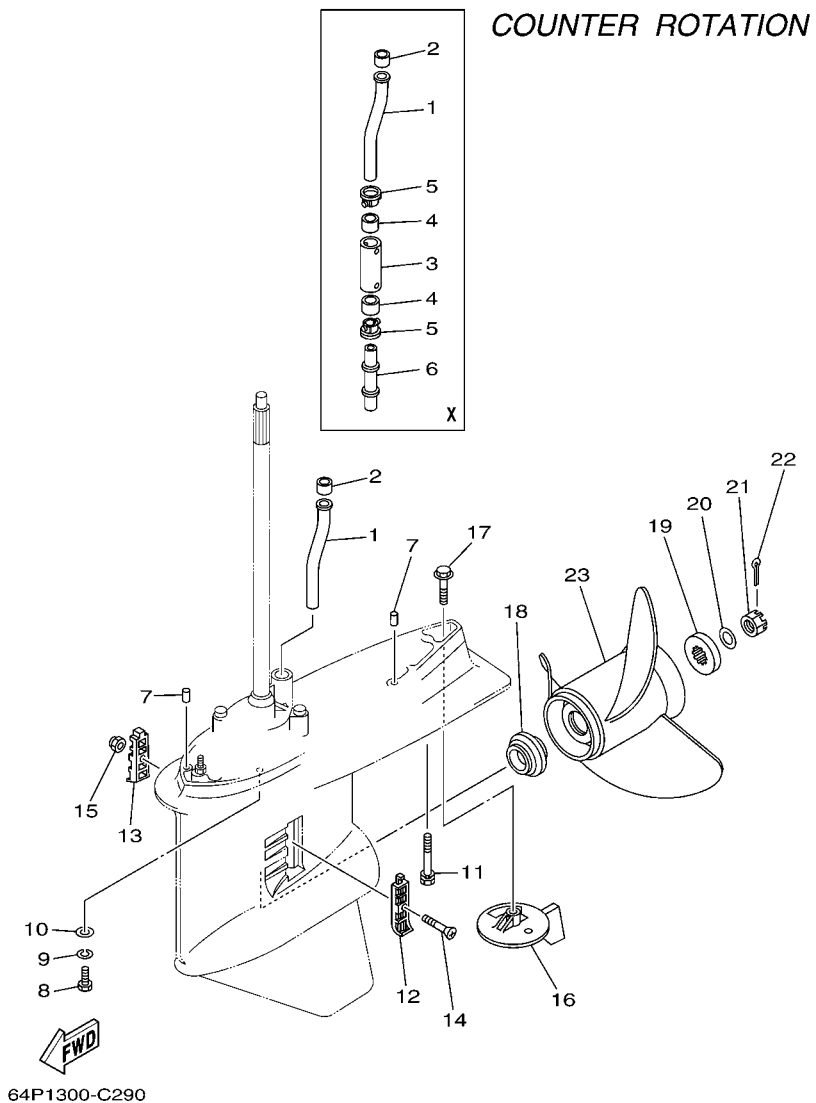
FIG. 31 LOWER CASING & DRIVE 4

BOITIER D'HELICE TRANSMISSION4

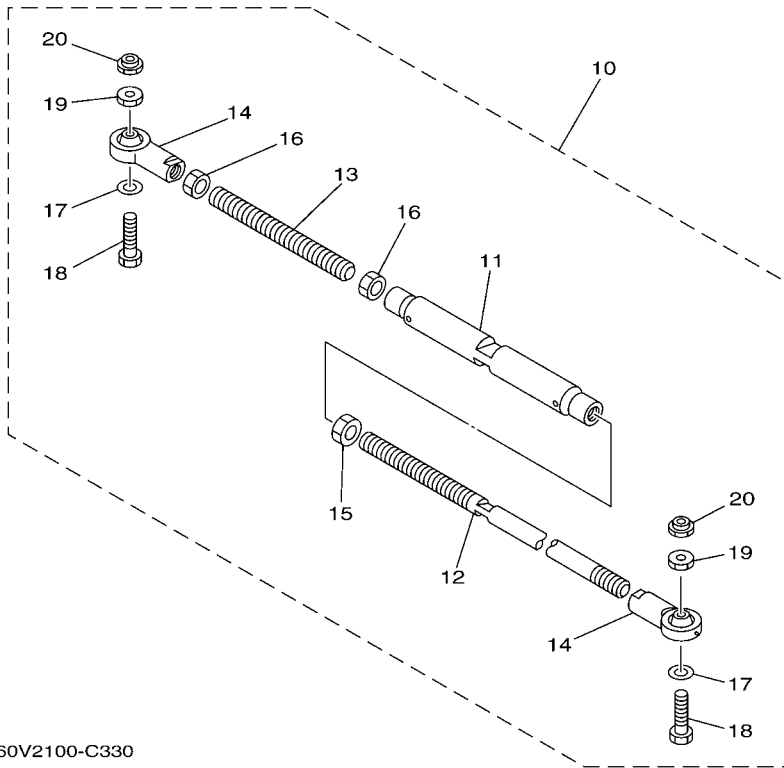
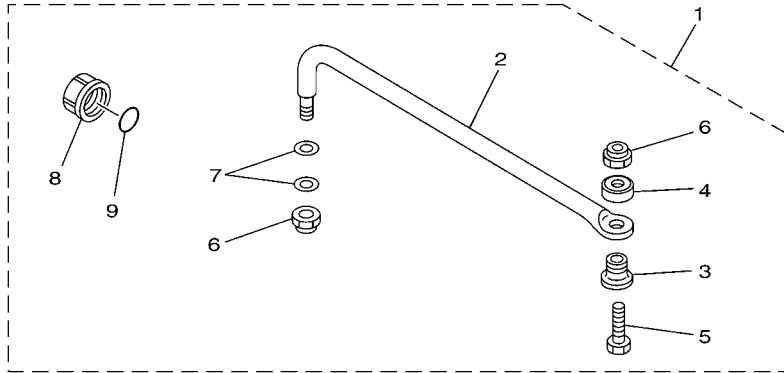


REF. NO.	PART NO. N° PIECES	DESCRIPTION DESCRIPTION	63P2	64P2	REMARKS REMARQUES
1	63P-44361-00	TUBE, WATER TUBE D'EAU		1	
2	6E5-44365-00	DAMPER, WATER SEAL JOINT, TUBE D'EAU		1	
3	63P-44362-00	TUBE, WATER TUBE D'EAU		1	X X
4	6E5-44365-00	DAMPER, WATER SEAL JOINT, TUBE D'EAU		2	X X
5	6E5-44312-00	COVER, WATER PUMP HOUSING COUVERCLE		2	X X
6	63P-44363-00	TUBE, WATER 3 TUBE D'EAU 3		1	X X
7	93608-16M16	PIN, DOWEL AXE		2	
8	97095-10045	BOLT BOULON		6	
9	92995-10100	WASHER RONDELLE		6	
10	92995-10600	WASHER RONDELLE		6	
11	90119-10MA2	BOLT, WITH WASHER BOULON, AVEC RONDELLE		1	L L
	90119-10008	BOLT, WITH WASHER BOULON, AVEC RONDELLE		1	X X
12	6J9-45214-00	COVER, WATER INLET 1 GRILLE, ENTREE D'EAU 1		1	
13	6J9-45215-00	COVER, WATER INLET 2 GRILLE, ENTREE D'EAU 2		1	
14	90152-05M08	SCREW, COUNTERSUNK VIS, TETE NOYEE		1	
15	90185-05002	NUT, SELF-LOCKING ECROU, AUTO-BLOCANT		1	
16	6K1-45371-02	TAB-TRIM ANODE DERIVE		1	
17	90105-10M00	BOLT, FLANGE BOULON		1	
18	63P-45987-00	SPACER ENTRETOISE		1	
19	688-45997-01	SPACER ENTRETOISE		1	
20	92990-18200	WASHER RONDELLE, PLATE		1	
21	90171-18M04	NUT, CASTLE ECROU, CRENELE		1	
22	91490-40030	PIN, COTTER GOUPILLE		1	
23	6K1-45970-01-98	PROPELLER (3X15-1/4"X15"-ML) HELICE (3X15-1/4"X15"-ML)		1	UR UR
	6K1-45972-01-98	PROPELLER (3X13-3/4"X21"-ML) HELICE (3X13-3/4"X21"-ML)		1	UR UR
	6K1-45974-02-98	PROPELLER (3X13-3/4"X19"-ML1) HELICE (3X13-3/4"X19"-ML1)		1	UR UR
	6K1-45976-00-98	PROPELLER (3X13-3/8"X23"-ML) HELICE (3X13-3/8"X23"-ML)		1	UR UR

FIG. 31 LOWER CASING & DRIVE 4 BOITIER D'HELICE TRANSMISSION4



REF. NO.	PART NO. N° PIECES	DESCRIPTION DESCRIPTION	63P2	64P2	REMARKS REMARQUES
23	6K1-45978-02-98	PROPELLER (3X13-3/4"X17"-ML1) HELICE (3X13-3/4"X17"-ML1)		1	UR UR
	6K1-45945-00-98	PROPELLER (3X14"X19"-ML) HELICE (3X14"X19"-ML)		1	UR UR
	6K1-45947-00-98	PROPELLER (3X14-1/2"X17"-ML) HELICE (3X14-1/2"X17"-ML)		1	UR UR
	6R1-45970-A0	PROPELLER (3X15-1/4"X19"-ML) HELICE (3X15-1/4"X19"-ML)		1	UR UR
	6R1-45972-A0	PROPELLER (3X14-7/8"X21"-ML) HELICE (3X14-7/8"X21"-ML)		1	UR UR
	6R1-45974-A0	PROPELLER (3X14-1/2"X23"-ML) HELICE (3X14-1/2"X23"-ML)		1	UR UR
	6R1-45976-A0	PROPELLER (3X15-1/4"X15"-ML) HELICE (3X15-1/4"X15"-ML)		1	UR UR
	6R1-45978-A0	PROPELLER (3X15-1/4"X17"-ML) HELICE (3X15-1/4"X17"-ML)		1	UR UR



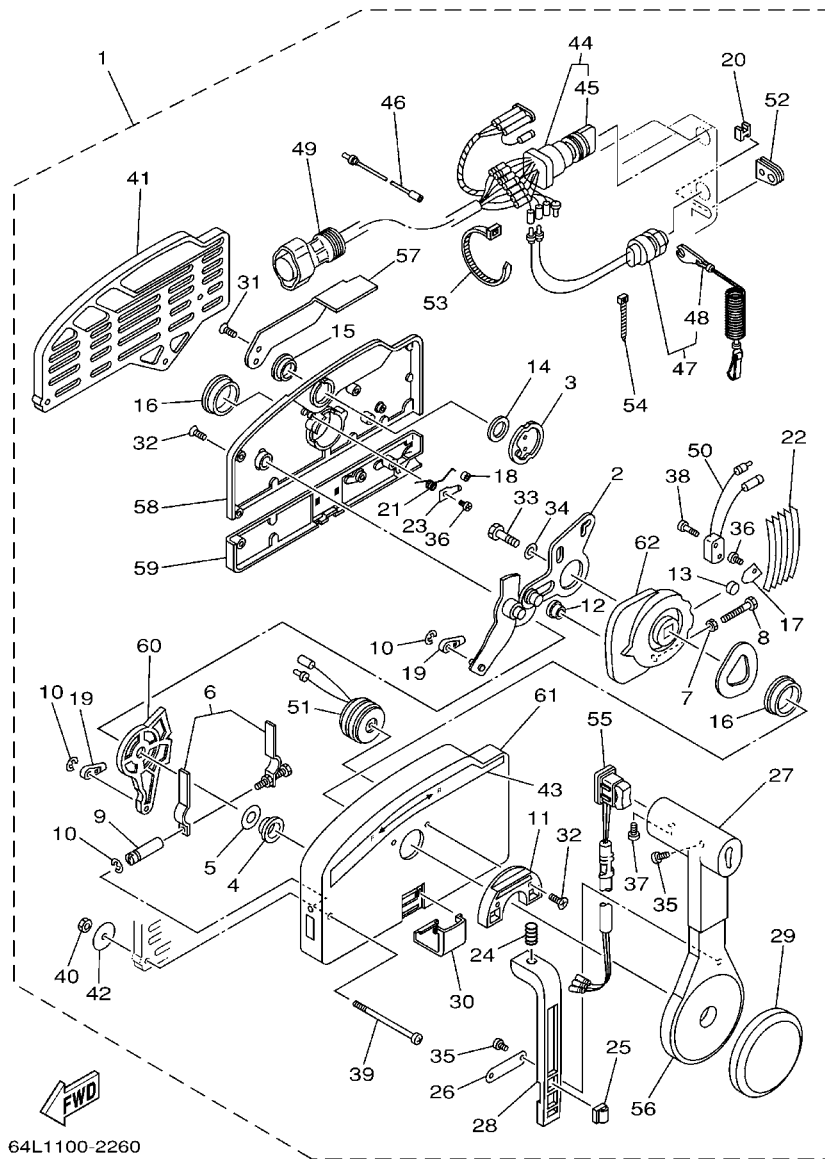
60V2100-C330

FIG. 32 STEERING GUIDE

FIXATION DE DIRECTION

REF. NO.	PART NO. N° PIECES	DESCRIPTION DESCRIPTION	63P2	64P2	REMARKS REMARQUES
1	6E5-61350-02	STEERING GUIDE ATTACHMENT KIT FIXATIONS DE DIRECTION	1		AP AP
2	6E5-61351-01	.ROD, STEERING LINK .RENOI DE DIRECTION	1		
3	90387-10M61	.COLLAR .COLLERETTE	1		
4	90560-12M01	.SPACER .ENTRETOISE	1		
5	6E5-61355-00	.BOLT .BOULON	1		
6	90185-09M01	.NUT, SELF-LOCKING .ECROU, AUTO-BLOCANT	2		
7	90201-10M20	.WASHER, PLATE .RONDELLE, PLATE	2		
8	6E5-43145-01	.CAP CLAMP BRACKET .CAPUCHON, PRESSE	1		
9	93210-16275	.O-RING .JOINT TORIQUE	1		
10	6E5-61301-01	TWIN KIT (L:600-800MM) JUMELE KIT (L:600-800MM)	1		AP AP
11	6E5-61313-00	.ADJUSTER .TENDEUR	1		
12	6E5-61311-11	.TIE BAR .BARRE D'ACCOUPEMENT	1		
13	6E5-61315-00	.TIE BAR .BARRE D'ACCOUPEMENT	1		
14	6E5-61303-00	.STEERING EYE COMP. .AXE COMP.	2		
15	90170-14M06	.NUT .ECROU	1		
16	95380-14700	.NUT .ECROU	2		
17	90201-10M76	.WASHER, PLATE .RONDELLE, PLATE	2		
18	90101-09M70	.BOLT .BOULON	2		
19	90170-09M05	.NUT .ECROU	2		
20	90185-09M01	.NUT, SELF-LOCKING .ECROU, AUTO-BLOCANT	2		

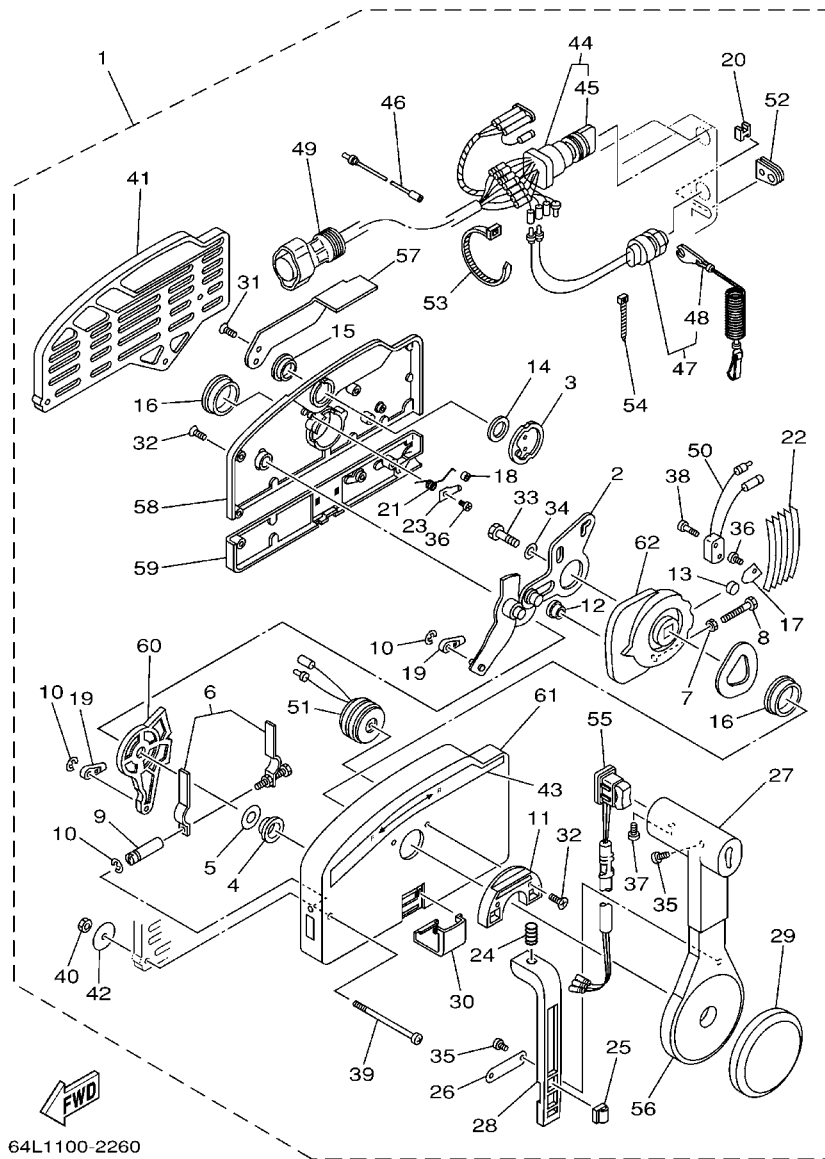
FIG. 34 REMOTE CONTROL ASSY 1 BOITIER DE COMMANDE A DISTANCE



REF. NO.	PART NO. N° PIECES	DESCRIPTION DESCRIPTION	63P2	64P2	REMARKS REMARQUES
1	703-48205-17	REMOTE CONTROL ASSY (10P) BOITIER DE COMMANDE A DISTANCE	1		AP WITH PT/T SW. AP WITH PT/T SW.
2	703-48261-01	.ARM, THROTTLE	1		
3	703-48153-00	.BRAS, ACCELERATION	1		
4	703-48235-00	.SHAFT, FREE ACCEL. .AXE	1		
5	703-48268-00	.BUSHING .COUSSINET	1		
6	703-48264-00	.SPACER .ENTRETOISE	1		
7	95380-05600	.FRICTION, THROTTLE .FRICTION, ACCELERATION	1		
8	97380-05025	.NUT .ECROU	1		
9	703-48265-00	.BOLT .BOULON, HEXAGONAL	1		
10	703-48265-00	.SHAFT, FRICTION .AXE, COPILOTE	1		
11	93430-06024	.CIRCLIP .CLIPS	3		
12	703-48245-00	.PLATE, LOCK .PLAQUE, VERROU	1		
13	703-48252-00	.ROLLER, CAM .POULIE	1		
14	701-48248-00	.ROLLER, FREE ACCEL. .POULIE	1		
15	703-48198-00	.WASHER, WAVE .RONDELLE, ELASTIQUE ONDULEE	1		
16	703-48243-00	.BUSHING .COUSSINET	1		
17	703-48236-00	.BUSHING 1 .POULIE	2		
18	703-48189-00	.RETAINER .FLASQUE	1		
19	703-48234-00	.ROLLER, DETENT .POULIE	1		
20	703-48345-01	.CABLE END, REMOTE CONTROL 2 .CHAPE CABLE	2		
21	703-48358-00	.ANCHOR, CABLE .COLLIER	1		
22	703-48244-00	.SPRING, FREE ACCEL. .RESSORT	1		
23	703-48238-00	.SPRING, DETENT .RESSORT	5		
24	703-48246-00	.SPACER .ENTRETOISE	1		
25	703-48227-00	.SPRING, NEUTRAL LOCK .RESSORT	1		
26	703-82594-00	.CLAMP .BRIDE	1		WITH PT/T SW. WITH PT/T SW.
27	703-48226-00	.PLATE, STOPPER .PLAQUETTE	1		
28	703-48222-00	.GRIP, CONTROL LEVER .POIGNEE, COMMANDE LEVIER	1		SINGLE SINGLE

FIG. 34 REMOTE CONTROL ASSY 1

BOITIER DE COMMANDE A DISTANCE

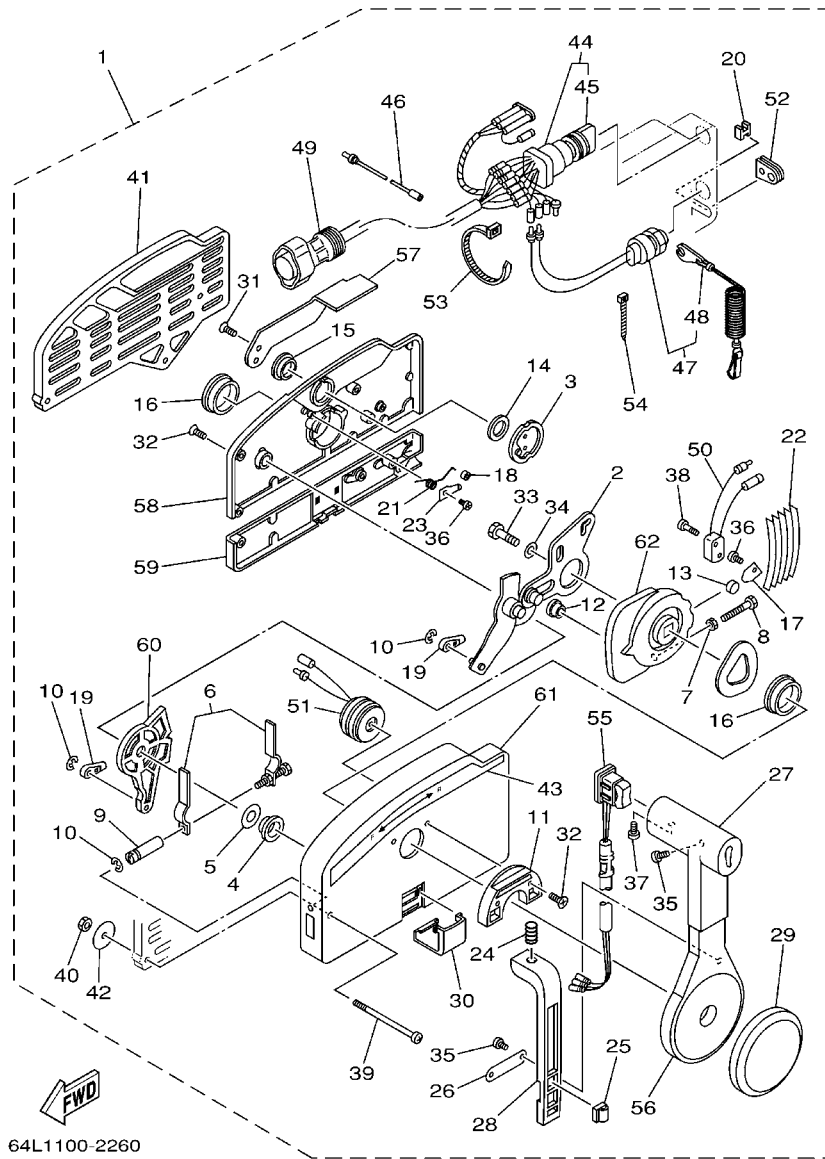


64L1100-2260

REF. NO.	PART NO. N° PIECES	DESCRIPTION DESCRIPTION	63P2	64P2	REMARKS REMARQUES
28	703-48223-00	.LOCK, NEUTRAL .VERROU, NEUTRAL	1		
29	703-48225-00	.COVER .COUVERCLE	1		
30	703-48219-00	.COVER, LEAD .COUVERCLE	1		
31	703-48281-00	.SCREW .VIS	2		
32	703-48282-00	.SCREW .VIS	7		
33	97380-08030	.BOLT .BOULON, HEXAGONAL	1		
34	92990-08600	.WASHER, PLATE .RONDELLE, PLATE	1		
35	98580-04010	.SCREW, PAN HEAD .VIS	3		
36	98580-04006	.SCREW, PAN HEAD .VIS	2		
37	98580-05010	.SCREW, PAN HEAD .VIS	1		
38	98580-03015	.SCREW, PAN HEAD .VIS	2		
39	703-48291-10	.SCREW (M6) .VIS (M6)	3		
40	95380-06600	.NUT, HEXAGON .ECROU	3		
41	703-48293-10	.SPACER, REMOTE CONTROL .ENTRETOISE	1		SINGLE SINGLE
42	701-48287-00	.WASHER .RONDELLE	3		
43	703-48215-00	.GRAPHIC .ADHESIF	1		
44	703-82510-43	.MAIN SWITCH ASSY .CONTACTEUR A CLEF COMPLET	1		
45	703-82577-00	.CAP, KEY .CABOCHON	1		
46	703-82531-00	.WIRE, LEAD .FIL	1		
47	688-82575-01	.ENGINE STOP SWITCH ASSY .COUPE CIRCUIT CPLT	1		
48	682-82556-00	.STOPPER .PLAQUETTE	1		
49	688-8258A-20	.EXTENSION, WIRE HARNESS .EXTENSION, FAISCEAU DE FILS	1		L:5M (10P) L:5M (10P)
50	703-82540-00	.NEUTRAL SWITCH ASSY .CONTACTEUR DE POINT-MORT	1		
51	703-83383-02	.BUZZER .RONFLEUR	1		
52	703-48284-00	.GROMMET .PASSE-FIL	1		
53	703-82591-00	.BAND .COLLIER	1		
54	703-82592-00	.BAND .COLLIER	1		

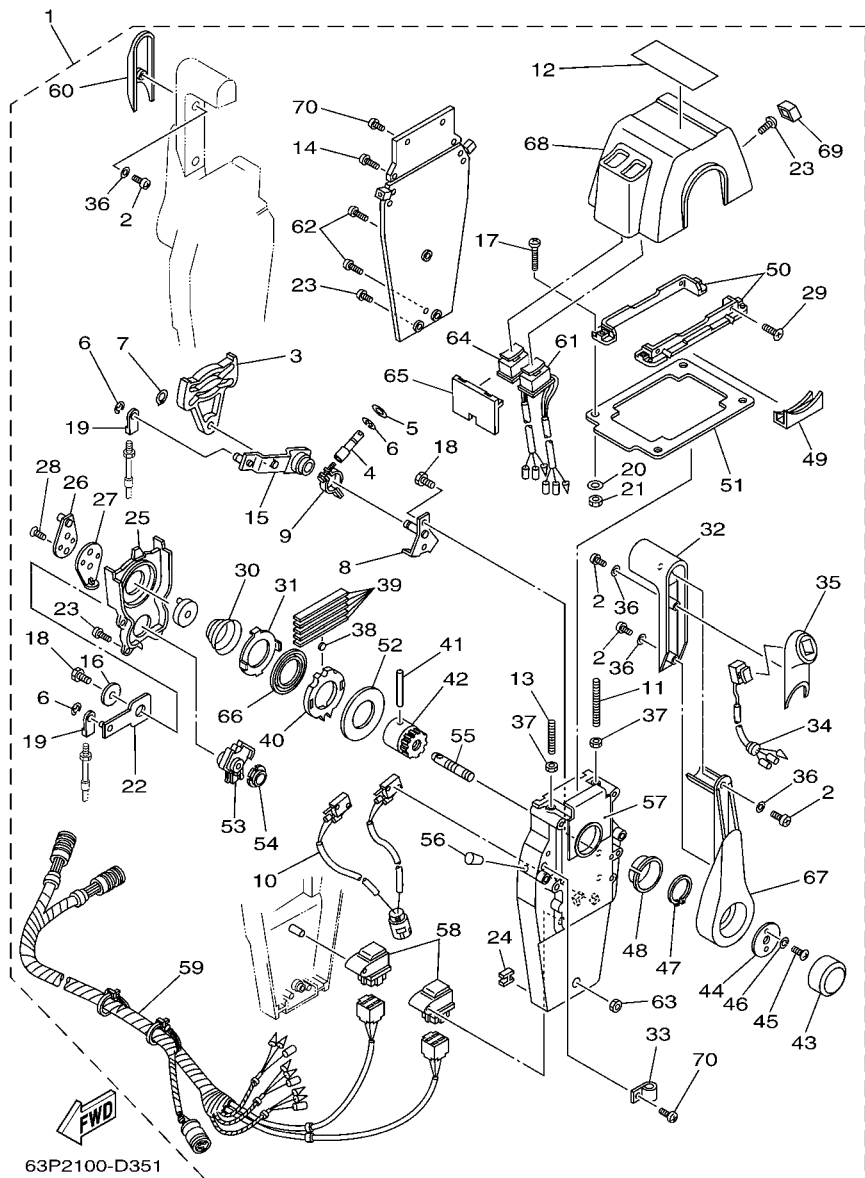
FIG. 34 REMOTE CONTROL ASSY 1

BOITIER DE COMMANDE A DISTANCE



REF. NO.	PART NO. N° PIECES	DESCRIPTION DESCRIPTION	63P2	64P2	REMARKS REMARQUES
55	703-82563-02	.TRIM & TILT SWITCH ASSY .INCLINER ET PAYER COMMUTATEUR	1		WITH PT/T SW. WITH PT/T SW.
56	703-48221-00	.LEVER, CONTROL .LEVIER, COMMANDE	1		
57	703-48152-00	.KNOB, FREE ACCEL. .BOUTON	1		
58	703-48212-00	.BACK PLATE 1 .PLAQUETTE 1	1		
59	703-48213-00	.BACK PLATE 2 .PLAQUETTE 2	1		
60	703-48271-00	.ARM, SHIFT .BRAS	1		
61	703-48211-01	.HOUSING,1 .CORPS	1		
62	703-48232-00	.GEAR .PIGNON	1		

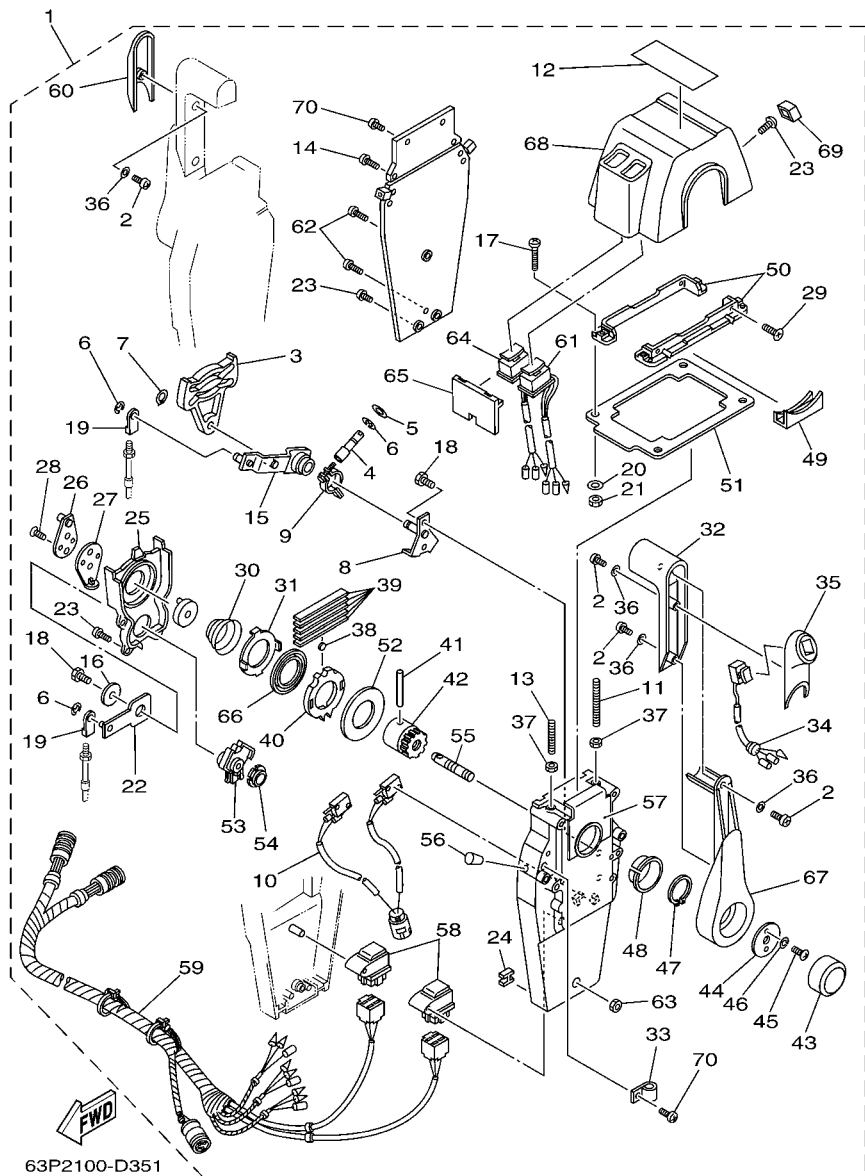
FIG. 35 REMOTE CONTROL ASSY 2 BOITIER DE COMMANDE A DISTANCE



REF. NO.	PART NO. N° PIECES	DESCRIPTION DESCRIPTION	63P2	64P2	REMARKS REMARQUES
1	704-48207-P0	REMOTE CONTROL ASSY BOITIER DE COMMANDE A DISTANCE		1	AP WITH PT/T SW. AP WITH PT/T SW.
2	704-48128-00	.SCREW 2 .VIS 2		6	
3	EL8-48251-00	.PLATE, CAM .PLAQUE, CAME		2	
4	704-48265-00	.SHAFT, FRICTION .AXE, COPILOTE		2	
5	701-48246-00	.SPACER .ENTRETOISE		2	
6	93430-06024	.CIRCLIP .CLIPS		8	
7	EL8-48259-00	.CIRCLIP 1 .CIRCLIP		2	
8	704-48262-00	.SHAFT, THROTTLE .AXE, ACCELERATION		2	
9	704-48264-00	.THROTTLE, FRICTION .FRICTION, ACCELERATION		2	
10	704-82540-30	.NEUTRAL SWITCH ASSY .CONTACTEUR DE POINT-MORT		1	
11	EL8-48281-00	.SCREW .VIS		2	
12	704-48215-30	.GRAPHIC .ADHESIF		1	
13	704-48281-00	.SCREW .VIS		2	
14	97890-05025	.SCREW, PAN HEAD .VIS, CRUCIFORME		4	
15	704-48261-00	.ARM, THROTTLE .BRAS, ACCELERATION		2	
16	EL8-48191-00	.WASHER 1 .RONDELLE		2	
17	704-48283-00	.SCREW .VIS		4	
18	97380-06018	.BOLT .BOULON, HEXAGONAL		6	
19	703-48345-01	.CABLE END, REMOTE CONTROL 2 .CHAPE CABLE		4	
20	704-48287-00	.WASHER .RONDELLE		4	
21	95380-05600	.NUT .ECROU		4	
22	704-48271-00	.ARM, SHIFT .BRAS		2	
23	EL8-48127-00	.SCREW 1 .VIS 1		18	
24	703-48358-00	.ANCHOR, CABLE .COLLIER		2	
25	704-48231-00	.HOUSING, GEAR .CARTER, ENGRENAGE		2	
26	EL8-48241-00	.ARM, DRIVE .BRAS, COMMANDE		2	
27	EL8-48254-00	.STOPPER, THROTTLE ADJUSTING .BUTEE		2	

FIG. 35 REMOTE CONTROL ASSY 2

BOITIER DE COMMANDE A DISTANCE



REF. NO.	PART NO. N° PIECES	DESCRIPTION DESCRIPTION	63P2	64P2	REMARKS REMARQUES
28	92780-06020	.SCREW, FLAT HEAD .VIS A TETE FRAISEE		4	
29	98780-05018	.SCREW, FLAT HEAD .VIS A TETE FRAISEE		4	
30	EL8-48244-00	.SPRING, FREE ACCEL. .RESSORT		2	
31	EL8-48245-00	.PLATE, LOCK .PLAQUE, VERROU		2	
32	704-48222-P0	.GRIP, CONTROL LEVER .POIGNEE, COMMANDE LEVIER		2	
33	704-82594-00	.CLAMP .BRIDE		1	
34	704-82563-50	.TRIM & TILT SWITCH ASSY .INCLINER ET PAYER COMMUTATEUR		1	
35	704-48229-P1	.GRIP, CONTROL LEVER .POIGNEE, COMMANDE LEVIER		1	
36	92990-05300	.WASHER, INTERNAL TOOTH .RONDELLE, DENTURE INTERNE		6	
37	95380-06600	.NUT, HEXAGON .ECROU		4	
38	701-48248-00	.ROLLER, FREE ACCEL. .POULIE		2	
39	704-48238-00	.SPRING, DETENT .RESSORT		10	
40	704-48232-P1	.GEAR .PIGNON		2	
41	EL8-48164-00	.PIN 2 .PION 2		2	
42	704-48242-10	.SHAFT, DRIVE .ARBRE, MOTEUR		2	
43	6X3-48225-20	.COVER .COUVERCLE		2	
44	704-48192-00	.WASHER 2 .RONDELLE 2		2	
45	97890-06018	.SCREW, PAN HEAD .VIS, CRUCIFORME		4	
46	92990-06300	.WASHER, INTERNAL TOOTH .RONDELLE, DENTURE INTERNE		4	
47	EL8-48279-00	.CIRCLIP 2 .CIRCLIP 2		2	
48	704-48234-00	.BUSHING 1 .POULIE		2	
49	704-48219-P0	.COVER, LEAD .COUVERCLE		2	
50	704-48144-20	.PLATE, STOPPER 2 .PLAQUETTE 2		2	
51	704-48176-10	.GROMMET .PASSE-FIL		1	
52	704-48192-P0	.WASHER 2 .RONDELLE 2		2	
53	704-48233-00	.GEAR 2 .PIGNON 2		2	
54	704-48235-00	.BUSHING .COUSSINET		2	

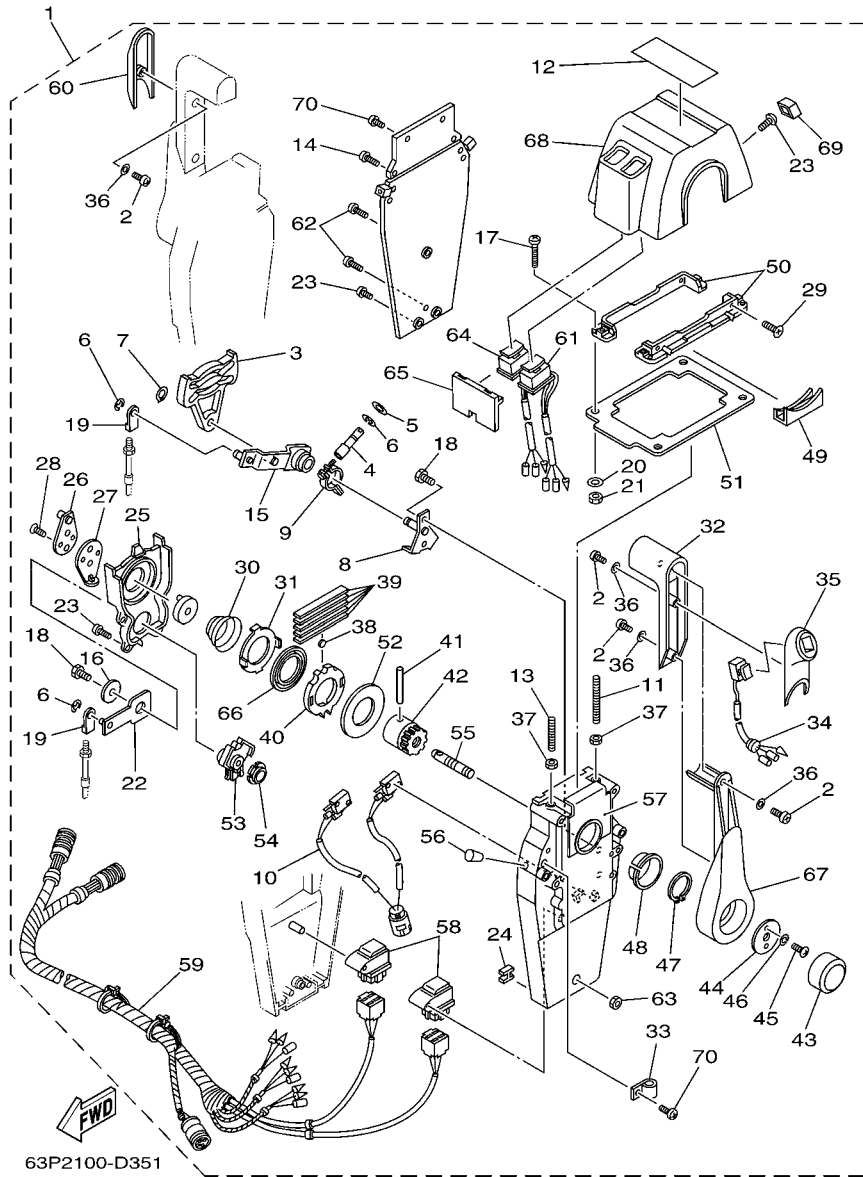
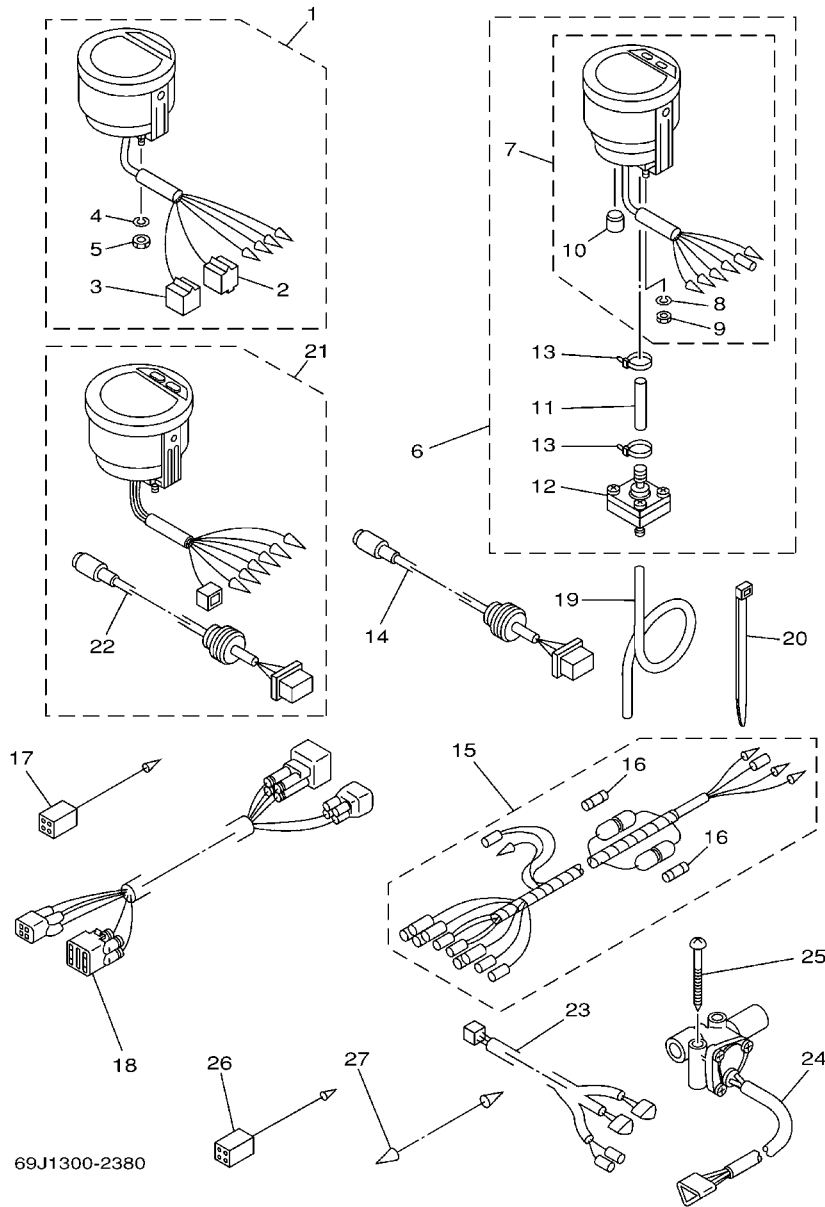


FIG. 35 REMOTE CONTROL ASSY 2 BOITIER DE COMMANDE A DISTANCE

REF. NO.	PART NO. N° PIECES	DESCRIPTION DESCRIPTION	63P2	64P2	REMARKS REMARQUES
55	704-48153-00	.SHAFT, FREE ACCEL. .AXE		2	
56	704-48166-00	.PLUG .BOUCHON		2	
57	704-48284-P0	.GROMMET .PASSE-FIL		2	
58	704-81950-10	.RELAY ASSY .RELAIS COMPLET		2	
59	704-82590-10	.WIRE HARNESS ASSY .FAISCEAU DE FILS COMPLET		1	
60	704-48229-00	.GRIP, CONTROL LEVER .POIGNEE, COMMANDE LEVIER		1	
61	704-82563-H0	.TRIM & TILT SWITCH ASSY .INCLINER ET PARER COMMUTATEUR		1	
62	704-48128-00	.SCREW 2 .VIS 2		3	
63	704-48156-00	.NUT 1 .ECROU 1		1	
64	704-82563-J0	.TRIM & TILT SWITCH ASSY .INCLINER ET PARER COMMUTATEUR		1	
65	704-48285-10	.GROMMET 2 .PASSE-FIL 2		1	
66	704-48178-00	.PLATE, SHIFT .PLAQUETTE		2	
67	704-48221-P0	.LEVER, CONTROL .LEVIER, COMMANDE		2	
68	704-48119-40	.COVER .COUILLE		1	
69	704-48167-10	.PLUG .BOUCHON		1	
70	97890-05016	.SCREW, PAN HEAD .VIS, CRUCIFORME		5	

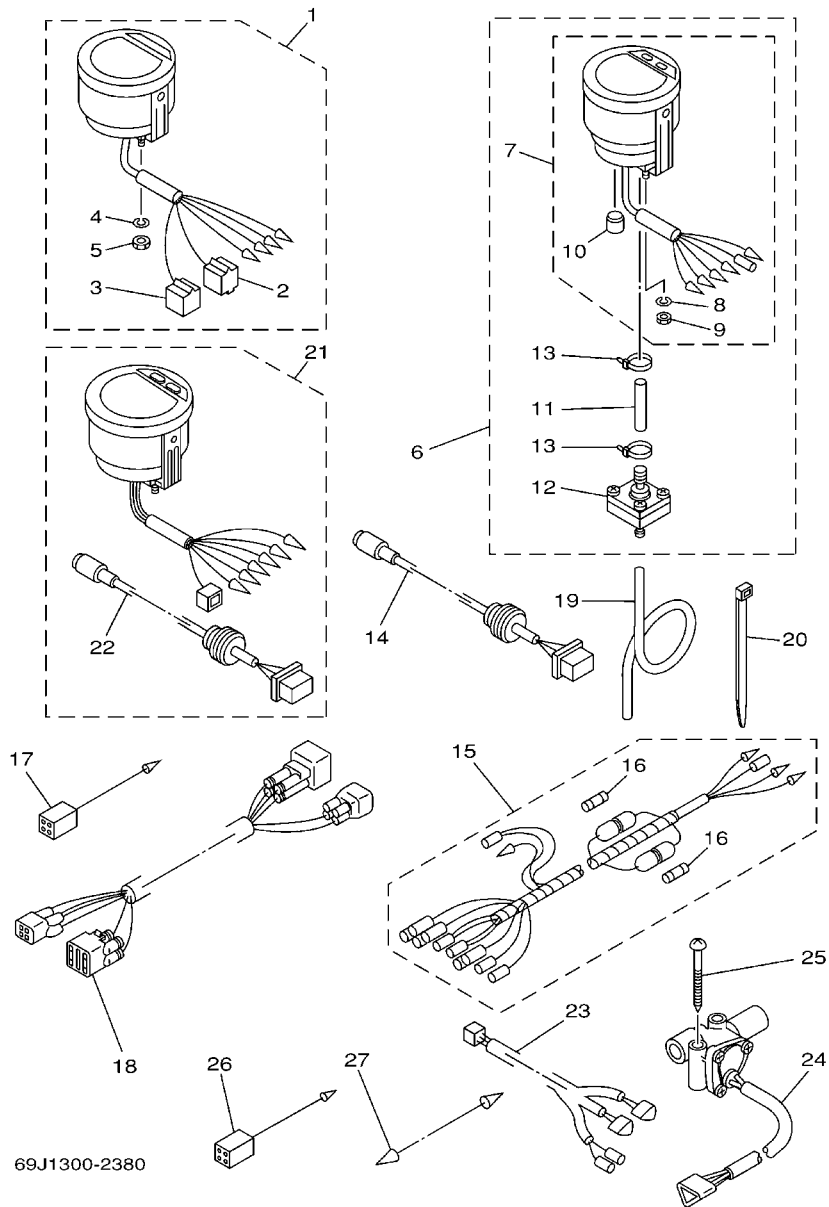


69J1300-2380

FIG. 36 METER

COMPTEUR

REF. NO.	PART NO. N° PIECES	DESCRIPTION DESCRIPTION	63P2	64P2		REMARKS REMARQUES
1	6Y5-8350T-03	DIGITAL TACHOMETER ASSY COMPTE-TOURS NUMERIQUE CPLT	1	1		AP AP
2	9E450-04433	.CONNECTOR .CONNECTEUR	1	1		M-4-W M-4-W
3	9E450-04533	.CONNECTOR .CONNECTEUR	1	1		F-4-W F-4-W
4	92990-04100	.WASHER, SPRING .RONDELLE, GROWER	2	2		
5	95380-04600	.NUT .ECROU	2	2		
6	6Y5-83500-S5	DIGITAL SPEEDOMETER ASSY TACHYMETRE NUMERIQUE CPLT.	1			AP AP
7	6Y5-83570-S5	.SPEEDOMETER ASSY .COMPTEUR DE VITESSE CPLT	1			
8	92990-04100	..WASHER, SPRING ..RONDELLE, GROWER	2			
9	95380-04600	..NUT ..ECROU	2			
10	6Y5-83533-T2	..GROMMET ..RONDELLE CAOUTCHOUC	1			
11	6Y5-83557-31	.TUBE .TUBE	1			
12	6Y5-83728-00	.CONNECTOR ASSY .CONNEXION COMPLET	1			
13	90465-11M10	.CLAMP .BRIDE	2			
14	6Y5-87122-S0	CORD ASSY 1 CORDON COMPLET 1	1			AP AP
15	6Y5-83553-M0	WIRE, LEAD (L=2.5M) FIL (L=2.5M)	1			AP AP AP
	6Y5-83553-00	WIRE, LEAD (L=2.5M) FIL (L=2.5M)	1			AP AP
16	1E6-82151-00	.FUSE (10A) .FUSIBLE (10A)	2			FOR 6Y5-83553-M0 FOR 6Y5-83553-M0
	1E6-82151-00	.FUSE (10A) .FUSIBLE (10A)	1			FOR 6Y5-83553-00 FOR 6Y5-83553-00
17	6Y5-82117-00	WIRE, LEAD (BLACK) FIL (NOIR)	1			AP AP
18	68F-82553-80	EXTENSION, WIRE LEAD (L=8.0M) EXTENSION, FAISCEAU (L=8.0M)	1			AP AP AP
	68F-82553-90	EXTENSION, WIRE LEAD (L=9.5M) EXTENSION, FAISCEAU (L=9.5M)	1			AP AP AP
19	6Y5-83557-10	TUBE (8M) TUBE (8M)	1			AP AP AP
20	90465-11M10	CLAMP BRIDE	2			AP AP AP
21	6Y5-8350F-00	FUEL MANAGEMENT METER COMPT. DE GESTION DU CARBURANT	1			AP AP
22	6Y5-87122-S0	.CORD ASSY 1 .CORDON COMPLET 1	1			
23	6Y5-83553-F1	WIRE, LEAD (L=8.0M) FIL (L=8.0M)	1			AP AP
24	6Y5-85752-01	SENDER UNIT ASSY, FUEL METER PERCEPTION DE JAUGE A ESSENCE	2			AP AP AP



69J1300-2380

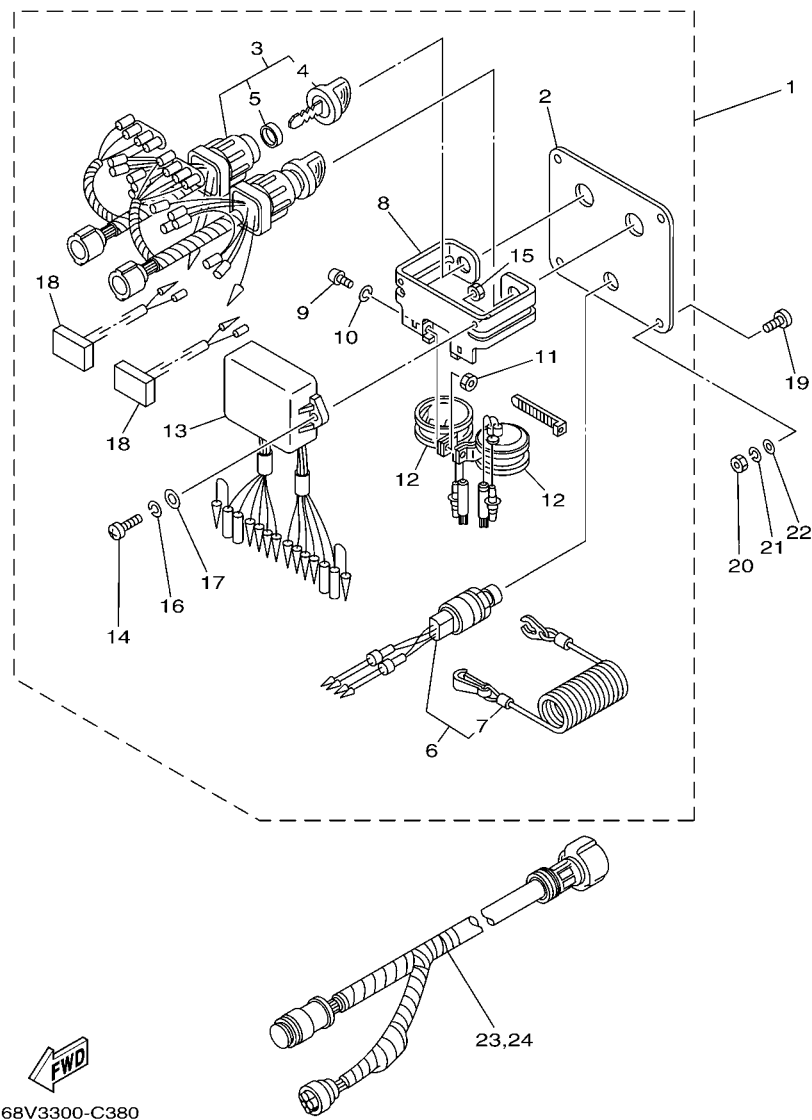
FIG. 36 METER

COMPTEUR

REF. NO.	PART NO. N° PIECES	DESCRIPTION DESCRIPTION	63P2	64P2		REMARKS REMARQUES
25	90158-06002	SCREW, WOOD VIS, A BOIS		4		AP
26	6Y5-82117-00	WIRE, LEAD (BLACK) FIL (NOIR)		1		AP
27	703-82531-00	WIRE, LEAD FIL		1		AP

FIG. 37 SWITCH & PANEL

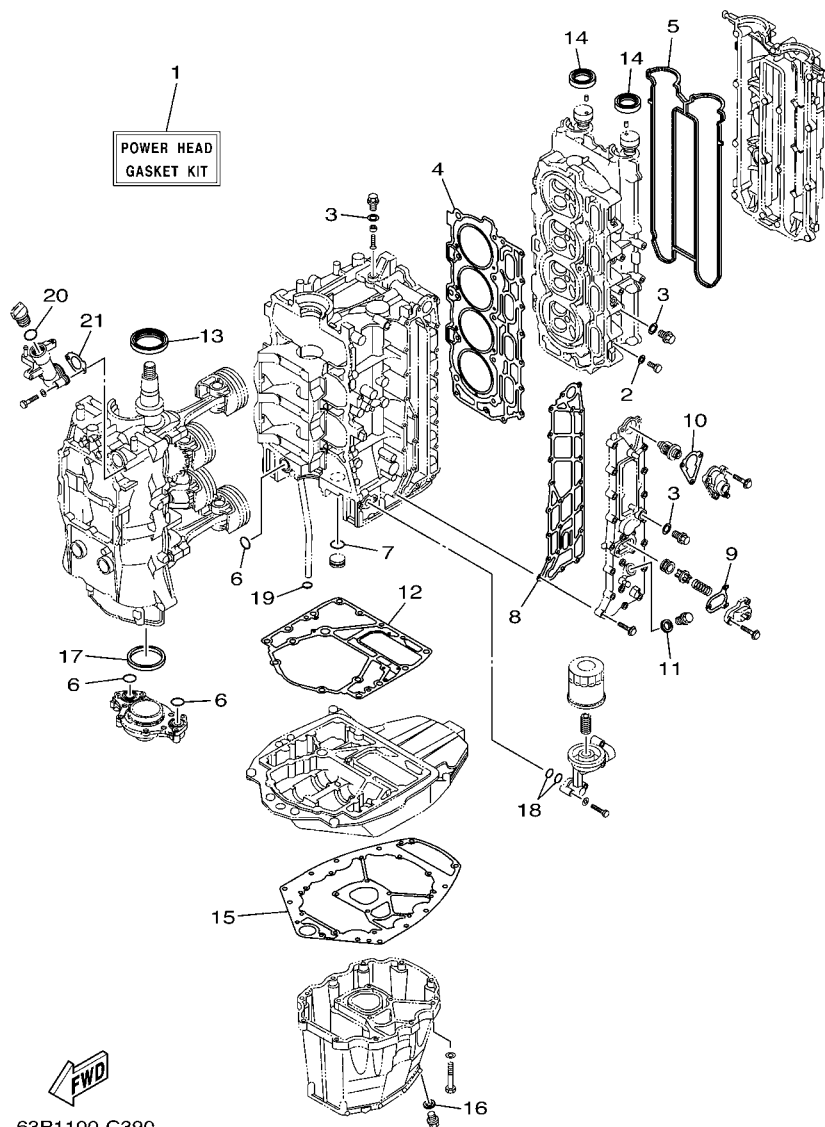
TABLEAU DE CONTACTEUR



REF. NO.	PART NO. N° PIECES	DESCRIPTION DESCRIPTION	63P2	64P2	REMARKS REMARQUES
1	6K1-82570-08	PANEL SWITCH ASSY PLATINE D'INTERRUPEUR CPLT		1	AP AP
2	6K1-82571-02	.PANEL, SWITCH .TABLEAU, CONTACTEUR		1	
3	6K1-82510-06	.MAIN SWITCH ASSY .CONTACTEUR A CLEF COMPLET		2	
4	703-82577-00	..CAP, KEY ..CABOCHON		1	
5	6K1-82532-00	..CAP ..COUVERCLE		1	
6	6K1-82575-00	.ENGINE STOP SWITCH ASSY .COUPE CIRCUIT CPLT		1	
7	682-82556-00	..STOPPER ..PLAQUETTE		1	
8	6K1-83614-01	.BRACKET .SUPPORT		1	
9	98980-05010	.SCREW, BIND .VIS, DE PRESSION		2	
10	92990-05100	.WASHER, SPRING .RONDELLE, GROWER		2	
11	95380-05600	.NUT .ECROU		2	
12	688-83383-11	.BUZZER .RONFLEUR		2	
13	6K1-85830-01	.CONTROL UNIT ASSY .BLOC DE CONTROLE		1	
14	98980-06020	.SCREW, BIND .VIS, DE PRESSION		2	
15	95380-06600	.NUT, HEXAGON .ECROU		2	
16	92990-06100	.WASHER, SPRING .RONDELLE, GROWER		2	
17	92990-06600	.WASHER, PLATE .RONDELLE, PLATE		2	
18	6K1-81980-00	.DIODE ASSY .REDRESSEUR 2		2	
19	90149-05M05	SCREW VIS		4	AP AP
20	95380-05600	NUT ECROU		4	AP AP
21	92990-05100	WASHER, SPRING RONDELLE, GROWER		4	AP AP
22	92990-05600	WASHER, PLATE RONDELLE, PLATE		4	AP AP
23	6K1-8258A-40	EXTENSION, WIRE HARNESS (8M) EXTENSION, FAISCEAU DE FILS		1	AP (10P) AP (10P)
24	61B-8258A-01	EXTENSION, WIRE HARNESS (9.5M) EXTENSION, FAISCEAU DE FILS		1	AP (10P) AP (10P)

FIG. 38 REPAIR KIT 1

KITS DE REPARATION 1

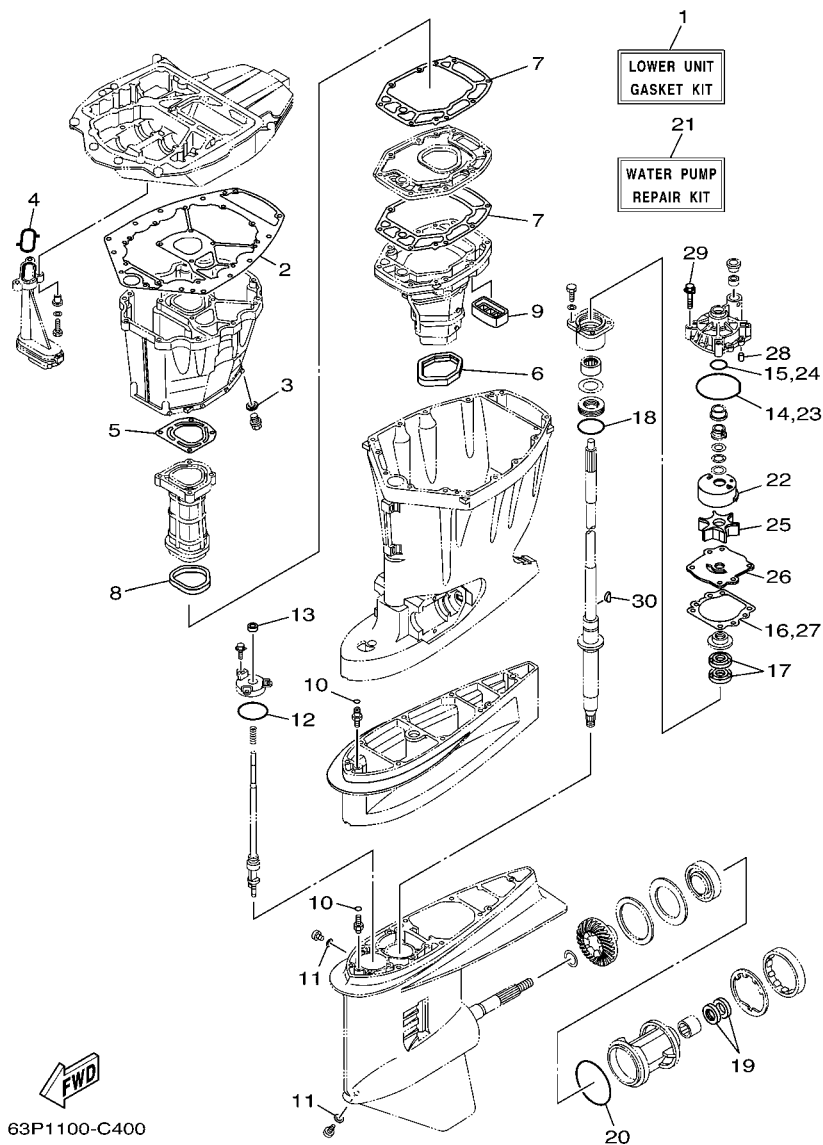


63P1100-C390

REF. NO.	PART NO. N° PIECES	DESCRIPTION DESCRIPTION	63P2	64P2	REMARKS REMARQUES
1	63P-W0001-01	POWER HEAD GASKET KIT POCHETTE DE JINTS TETE MOTRICE	1	1	
2	90430-08143	.GASKET .JOINT	4	4	
3	90430-14115	.GASKET .JOINT	4	4	
4	63P-11181-00	.GASKET, CYLINDER HEAD 1 .JOINT, DE CULASSE 1	1	1	
5	63P-11193-00	.GASKET, HEAD COVER 1 .JOINT, COUVERCLE DE CULASSE 1	1	1	
6	93210-25552	.O-RING .JOINT TORIQUE	3	3	
7	93210-25647	.O-RING .JOINT TORIQUE	1	1	
8	63P-41114-A1	.GASKET, EXHAUST OUTER COVER .JOINT, COUVERCLE D'ECHAPPEMEN	1	1	
9	67F-12435-A0	.GASKET .JOINT	1	1	
10	63P-12414-00	.GASKET, COVER .JOINT, COUVERCLE	1	1	
11	90430-18130	.GASKET .JOINT	1	1	
12	63P-11351-00	.GASKET, CYLINDER .JOINT, D'EMBASE	1	1	
13	93102-60004	.OIL SEAL .JOINT SPY	1	1	
14	93102-38M59	.OIL SEAL .JOINT SPY	2	2	
15	63P-15312-00	.GASKET, OIL PAN .JOINT DE VENTILATEUR D'HUILE	1	1	
16	90430-14M09	.GASKET .JOINT	1	1	
17	69J-11355-00	.SEAL, CYLINDER 1 .JOINT, SPY CYLINDRE	1	1	
18	93210-19MJ1	.O-RING .JOINT TORIQUE	2	2	
19	93210-19MJ3	.O-RING .JOINT TORIQUE	1	1	
20	93210-24M79	.O-RING .JOINT TORIQUE	1	1	
21	63P-15364-A0	.GASKET, OIL PLUG .JOINT, PLOT D'HUILE	1	1	

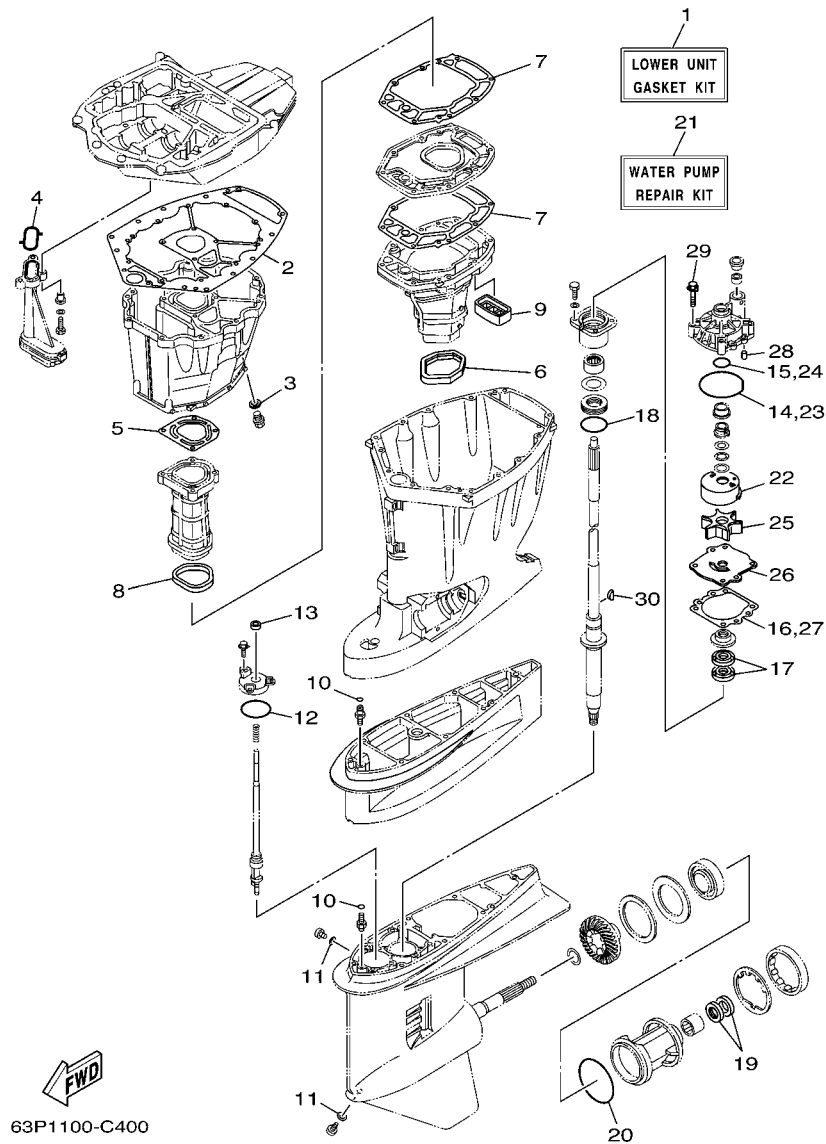
FIG. 39 REPAIR KIT 2

KITS DE REPARATION 2



63P1100-C400

REF. NO.	PART NO. N° PIECES	DESCRIPTION DESCRIPTION	63P2	64P2		REMARKS REMARQUES
1	63P-W0001-20	LOWER UNIT GASKET KIT POCHETTE DE JOINTS EMBASE	1	1		
2	63P-15312-00	.GASKET, OIL PAN .JOINT DE VENTILATEUR D'HUILE	1	1		
3	90430-14M09	.GASKET .JOINT	1	1		
4	63P-13415-00	.SEAL, OIL STRAINER .JOINT, FILTRE A HUILE	1	1		
5	63P-41133-A0	.GASKET, EXHAUST MANIFOLD 1 .JOINT, PIPE D'ECHAPPEMENT	1	1		
6	69J-45123-00	.GASKET, MUFFLER .JOINT, POT DE DETENTE	1	1		
7	63P-41134-A0	.GASKET, EXHAUST MANIFOLD .JOINT, PIPE D'ECHAPPEMENT	2	2		
8	63P-41138-00	.SEAL, EXT. 1 .JOINT DE GROUPE 1	1	1		
9	69J-45127-00	.SEAL .JOINT	1	1		
10	93210-07003	.O-RING .JOINT TORIQUE	2	2		
11	90430-08020	.GASKET .JOINT	2	2		
12	93210-58144	.O-RING .JOINT TORIQUE	1	1		
13	93106-09014	.OIL SEAL .JOINT SPY	1	1		
14	93210-86M38	.O-RING .JOINT TORIQUE	1	1		
15	93210-37160	.O-RING .JOINT TORIQUE	1	1		
16	6E5-44315-A0	.GASKET, WATER PUMP .JOINT, POMPE A EAU	1	1		
17	93101-28M16	.OIL SEAL .JOINT SPY	2	2		
18	93210-55M14	.O-RING .JOINT TORIQUE	1	1		
19	93101-30M17	.OIL SEAL .JOINT SPY	2	2		
20	93210-97M55	.O-RING .JOINT TORIQUE	1	1		
21	61A-W0078-A3	WATER PUMP REPAIR KIT KIT DE REPARATION DE LA POMPE	1	1		
22	61A-44322-02	.INSERT, CARTRIDGE .CUVETTE	1	1		
23	93210-86M38	.O-RING .JOINT TORIQUE	1	1		
24	93210-37160	.O-RING .JOINT TORIQUE	1	1		
25	6E5-44352-01	.IMPELLER .TURBINE	1	1		
26	6G5-44323-00	.OUTER PLATE, CARTRIDGE .PLAQUE EXTERIEURE	1	1		
27	6E5-44315-A0	.GASKET, WATER PUMP .JOINT, POMPE A EAU	1	1		



63P1100-C400

FIG. 39 REPAIR KIT 2

KITS DE REPARATION 2

REF. NO.	PART NO. N° PIECES	DESCRIPTION DESCRIPTION	63P2	64P2	REMARKS REMARQUES
28	93606-12019	.PIN, DOWEL .GOUPILLE	2	2	
29	90119-08M14	.BOLT, WITH WASHER .BOULON, AVEC RONDELLE	4	4	
30	90280-04M05	.KEY, WOODRUFF .CLAVETTE, DEMI-LUNE	1	1	

NUMERICAL INDEX
INDEX NUMERIQUE

PART NO. N° PIECES	REF. NO.	PART NO. N° PIECES	REF. NO.	PART NO. N° PIECES	REF. NO.	PART NO. N° PIECES	REF. NO.	PART NO. N° PIECES	REF. NO.	PART NO. N° PIECES	REF. NO.
63P-11110-00-94	4 - 2	63P-11656-10	3 - 8	63P-12414-00	38 - 10	63P-13881-00	11 - 18	63P-14984-00	10 - 8	63P-24367-00	8 - 12
63P-11119-00	2 - 21	63P-11656-20	3 - 8	6G5-12416-00	5 - 6	63P-13898-00	9 - 31	63P-14985-00	10 - 12	68V-24374-00	13 - 30
68F-11119-00	2 - 22	69J-12111-00	6 - 1	67F-12435-A0	5 - 10	63P-13905-00	9 - 30	63P-15311-00-5B	27 - 2	6R3-24377-10	13 - 3
69J-11133-10	4 - 3	69J-12113-01	6 - 3		38 - 9	63P-13906-00	10 - 4	63P-15312-00	27 - 1	6E5-24378-00	13 - 35
63P-11135-00	4 - 23	69J-12117-01	6 - 4	67F-1246A-00-1S	5 - 9	63P-13907-01	10 - 13		38 - 15	69J-24379-00	10 - 17
63P-11181-00	4 - 18	69J-12118-00	6 - 5	68T-12572-00	20 - 28	63P-13915-00	10 - 15		39 - 2	6E5-24379-00	8 - 17
	38 - 4	69J-12119-00	6 - 6	6R3-12581-00	20 - 30	63P-13971-00	12 - 2	63P-15316-00	27 - 6	63P-24410-00	13 - 24
63P-11191-00-1S	4 - 22	69J-12121-00	6 - 2	6R3-12582-00	20 - 31	63P-13974-00	11 - 7	63P-15319-00-1S	5 - 34	68V-24411-00	13 - 29
63P-11192-00	4 - 29	67F-12138-60	4 - 32	6R3-12583-00	20 - 32	63P-13974-10	12 - 8	63P-15362-00	27 - 23	68V-24412-00	13 - 25
63P-11192-01	4 - 29	69J-12153-00	6 - 7	69J-12858-00	5 - 28	63P-13975-00	11 - 17	6G8-15363-00	5 - 32	68V-24413-00	13 - 31
63P-11193-00	4 - 26	69J-12168-00	6 - 8	69J-13119-00	27 - 17		12 - 18	63P-15364-A0	5 - 35	63P-24414-00	13 - 32
	38 - 5	69J-12168-10	6 - 8	63P-1312A-00	9 - 26	63P-13976-00	11 - 8		38 - 21	63P-24423-00	13 - 28
63P-11197-00	2 - 10	69J-12168-20	6 - 8	63P-13131-00	13 - 27		12 - 9	63P-15373-00	7 - 6	68V-24444-00	13 - 33
68T-11325-00	5 - 2	69J-12168-30	6 - 8	63P-13160-00	12 - 6	68V-1410B-00	9 - 24	63P-15377-00	27 - 24	4SV-24453-00	10 - 3
63P-11325-01	2 - 17	69J-12168-40	6 - 8	63P-13300-00	27 - 14	63P-14148-00	10 - 16	63P-15378-00	7 - 9	68V-24454-00	13 - 26
68V-11325-01	4 - 12	69J-12168-50	6 - 8	63P-13329-00	27 - 15	63P-14149-00	11 - 1	63P-2134X-00	8 - 2	61A-24469-00	13 - 12
	5 - 12	69J-12168-60	6 - 8	69J-13338-00	27 - 16		12 - 1	63P-21841-00	10 - 25	69J-24501-00	11 - 15
63P-11325-11	2 - 19	69J-12168-70	6 - 8	63P-13411-00	27 - 9	63P-14180-00	10 - 1	63P-22478-00	11 - 11	69J-24501-10	12 - 16
63P-11325-21	2 - 11	69J-12168-80	6 - 8	63P-13415-00	27 - 11	63P-14182-00	10 - 2	63P-2247B-00	12 - 12	69J-24502-00	8 - 9
69J-11327-00-94	4 - 13	69J-12168-90	6 - 8		39 - 4	63P-14191-00	10 - 20	68V-2411M-00	11 - 9	68V-24519-00	11 - 12
	5 - 13	69J-12168-A0	6 - 8	67F-13434-02	1 - 28	63P-14197-00	11 - 4		12 - 10		12 - 13
67F-11328-00	4 - 16	69J-12168-B0	6 - 8	63P-13437-60	15 - 23	63P-14200-00	9 - 1	63P-2411R-00	10 - 18	61A-24521-00	13 - 7
	5 - 16	69J-12168-C0	6 - 8	69J-13440-00	5 - 27	63P-14200-20	9 - 1	63P-2411T-00	10 - 19	65L-24531-01	13 - 8
63P-11351-00	2 - 24	69J-12168-D0	6 - 8	63P-13446-00-94	5 - 29	63P-14225-00	11 - 6	68V-24149-00	13 - 34	65L-24560-00	13 - 6
	38 - 12	69J-12168-E0	6 - 8	67F-13448-00	1 - 23		12 - 7	6P2-24170-00	8 - 1	65L-24563-00	13 - 11
69J-11355-00	27 - 19	69J-12168-F0	6 - 8	63P-13490-00	2 - 33	69J-14225-00	10 - 7	63P-2417H-00	12 - 21	61A-24564-00	13 - 9
	38 - 17	69J-12168-G0	6 - 8		11 - 3	63P-14291-00	9 - 12	63P-2417J-00	12 - 22	65L-24564-00	13 - 13
63P-11372-00	2 - 4	69J-12168-H0	6 - 8	63P-13532-00	11 - 5	69J-14321-00	9 - 3	63P-2419A-00	8 - 3	63P-24566-00	13 - 17
63P-11377-00	2 - 29	69J-12168-J0	6 - 8		12 - 5	68V-14323-00	9 - 5	6YK-24307-42	14 - 1	65L-24577-00	13 - 10
63P-11410-00	3 - 1	69J-12168-K0	6 - 8	63P-13545-00	12 - 4	68V-14331-00	9 - 4	63P-24311-00	13 - 23	69J-24599-00	11 - 16
63P-11416-00	3 - 3	69J-12168-L0	6 - 8	63P-13546-00	12 - 3	68V-14356-00	9 - 10	64P-24311-00	8 - 11	69J-24599-10	12 - 17
63P-11416-10	3 - 3	69J-12168-M0	6 - 8	63P-13557-00	9 - 20	68V-14386-00	10 - 11	63P-24311-10	13 - 23	68V-2481H-00	11 - 19
63P-11416-20	3 - 3	69J-12168-N0	6 - 8	68V-13577-00	11 - 14	63P-1441J-00	11 - 2	63P-24312-00	13 - 38		12 - 20
63P-11417-00	3 - 4	69J-12168-P0	6 - 8		12 - 15	63P-14435-00	18 - 17	64P-24312-00	8 - 10	67F-28100-01	13 - 46
63P-11417-10	3 - 4	69J-12168-R0	6 - 8	69J-13593-00	10 - 23	63P-14440-00	7 - 11	63P-24312-10	13 - 38	67F-2812A-00	17 - 39
63P-11417-20	3 - 4	69J-12168-S0	6 - 8	69J-13631-00	27 - 18	63P-14446-00	9 - 21	63P-24313-00	13 - 39	6A1-28176-00	20 - 52
63P-11417-30	3 - 4	69J-12168-T0	6 - 8	63P-13641-00	9 - 13	68V-14446-00	10 - 26	64P-24313-00	8 - 8	63P-28199-72-D0	13 - 47
63P-11426-00	3 - 5	69J-12168-U0	6 - 8	63P-13643-00	9 - 22	63P-14449-00	7 - 12	63P-24313-10	13 - 39	63P-28199-72-E0	13 - 47
63P-11426-10	3 - 5	69J-12168-V0	6 - 8	63P-13645-00	9 - 16	63P-14457-00	7 - 13	63P-24314-00	13 - 36	63P-28199-72-F0	13 - 47
63P-11426-20	3 - 5	69J-12168-W0	6 - 8	69J-13716-00	10 - 22	63P-14496-00	9 - 14	64P-24314-00	8 - 14	63P-28199-72-G0	13 - 47
63P-11500-00	2 - 25	69J-12168-X0	6 - 8	63P-13751-00	9 - 2	63P-14546-00	10 - 10	63P-24315-00	13 - 37	63P-28199-72-H0	13 - 47
63P-11512-00	2 - 28	69J-12168-Y0	6 - 8	63P-13751-01	9 - 2	63P-14565-00	10 - 5	64P-24315-00	8 - 13	63P-28199-72-S0	13 - 47
63P-11536-00	6 - 17	69J-12169-00	6 - 8	6P2-13758-00	12 - 19	68V-14565-00	9 - 11	63P-24316-00	13 - 5	63P-28199-82-K0	13 - 48
63P-11537-00	6 - 12	63P-12171-00	6 - 9	63P-13761-00	9 - 23	63P-14567-00	10 - 6	63P-24317-00	11 - 10	63P-28199-82-L0	13 - 48
63P-11590-00	6 - 16	63P-12181-00	6 - 10	68V-13766-00	9 - 25	3CF-14594-00	9 - 9		12 - 11	63P-28199-82-M0	13 - 48
63P-11603-00	3 - 9	63P-1240H-00-1S	5 - 19	63P-13769-00	9 - 32	69J-14624-01	26 - 26	63P-24325-00	11 - 13	63P-28199-82-N0	13 - 48
63P-11654-00	3 - 7	67F-12411-01	5 - 18	68V-13781-10	10 - 9	63P-14711-00-5B	26 - 12		12 - 14	63P-28199-82-P0	13 - 48
63P-11656-00	3 - 8	63P-12414-00	5 - 20	63P-13784-00	10 - 14	63P-14777-00	10 - 21	63P-24364-00	8 - 15	63P-28199-82-R0	13 - 48

NUMERICAL INDEX
INDEX NUMERIQUE

PART NO. N° PIECES	REF. NO.	PART NO. N° PIECES	REF. NO.	PART NO. N° PIECES	REF. NO.	PART NO. N° PIECES	REF. NO.	PART NO. N° PIECES	REF. NO.	PART NO. N° PIECES	REF. NO.
61H-2819R-31	13 - 45	63P-42738-00-8D	20 - 19	64E-43843-00	25 - 6	64P-44150-10	30 - 19	63P-45181-00-5B	26 - 18	63P-45551-00	28 - 47
63P-41113-00-1S	5 - 1	63P-42741-01-8D	20 - 36	64E-43843-10	25 - 38	63P-44176-00-1S	21 - 8	63P-45211-00-8D	26 - 36		30 - 48
63P-41114-A1	5 - 4	6H4-42748-00	20 - 48	64E-4384J-00	24 - 18	61A-44311-01	28 - 25	6J9-45214-00	29 - 12	63P-45560-01	28 - 49
	38 - 8	68F-42753-00	20 - 49	64E-43850-00	25 - 15		30 - 26		31 - 12	64P-45560-01	30 - 50
63P-41131-00-5B	26 - 9	63P-42756-00	20 - 44	64E-43851-00	25 - 11	6E5-44312-00	28 - 30	6J9-45215-00	29 - 13	6G5-45567-01	28 - 5
63P-41133-A0	26 - 10	63P-42811-01	20 - 43	64E-43855-00	25 - 14		29 - 5		31 - 13		30 - 6
	39 - 5	63P-42815-00-8D	20 - 6	64E-43858-00	25 - 12		30 - 31	6G5-45251-02	22 - 2	6G5-45567-10	28 - 5
63P-41134-A0	26 - 17	63P-42816-00-8D	20 - 7	6E5-43858-00	24 - 28		31 - 5	63P-45300-01-8D	28 - 1		30 - 6
	39 - 7	63P-42818-01	20 - 11	72X-43858-00	25 - 5	6E5-44315-A0	28 - 34	64P-45300-01-8D	30 - 1	6G5-45567-20	28 - 5
63P-41137-00	26 - 1	68F-42828-00-5B	20 - 8	64E-43859-00	25 - 13		30 - 35	63P-45300-11-8D	28 - 1		30 - 6
63P-41138-00	26 - 19	63P-42828-00-94	20 - 9	64E-43860-00	25 - 20		39 - 16	64P-45300-11-8D	30 - 1	6G5-45567-30	28 - 5
	39 - 8	68F-42828-03-94	20 - 8	6E5-43862-00	24 - 10	61A-44322-02	28 - 26	6J9-45301-05-8D	28 - 2		30 - 6
63P-41213-00	21 - 44	64E-43111-02-8D	22 - 1	6G5-43863-00	25 - 10		30 - 27		30 - 2	6G5-45567-40	28 - 5
63P-41237-00	21 - 50	64E-43112-02-8D	22 - 9	6E5-43864-00	24 - 20		39 - 22	6E5-45318-00	26 - 24		30 - 6
6H4-41237-00	9 - 17	64E-43126-00	22 - 35	6G5-43864-00	24 - 19	6G5-44323-00	28 - 33	6E5-45321-00	28 - 14	6G5-45567-50	28 - 5
682-41238-01	9 - 19	64E-43131-01	22 - 14	64E-43865-00	25 - 16		30 - 34		30 - 15		30 - 6
63P-42154-00	21 - 39	64E-43139-02	23 - 1	6G5-43865-00	25 - 35		39 - 26	6E5-45331-00-94	28 - 37	6G5-45567-60	28 - 5
63P-42157-00	21 - 51	64D-43144-00	20 - 16	64E-43866-00	24 - 9	6E5-44352-01	28 - 31		30 - 38		30 - 6
68V-42171-00	21 - 52	6G5-43144-00	22 - 25	64E-43867-00	24 - 8		30 - 32	6J9-45332-00-8D	28 - 61	64P-45570-01	30 - 64
66K-42510-01-8D	23 - 9	6E5-43145-01	32 - 8	64E-43868-00	25 - 3		39 - 25	6K1-45332-01-8D	30 - 62	63P-45571-01	28 - 63
63P-42541-00	20 - 33	6G5-43148-00	22 - 30	64E-43869-00	24 - 26	63P-44361-00	29 - 1	688-45341-10	28 - 7	6K1-45576-00	30 - 65
63P-42610-00-8D	1 - 1	6G5-43181-02	22 - 27	6H1-4386K-10	25 - 29		31 - 1		30 - 8	6G5-45576-10	28 - 64
63P-42613-00	1 - 14	6G5-43185-02	22 - 28	6E5-43872-00	24 - 12	63P-44362-00	29 - 3	6E5-45344-00	28 - 43	6G5-45577-02	28 - 68
63P-42615-00	20 - 2	64E-43311-10-8D	22 - 21	64E-43873-00	25 - 24		31 - 3		30 - 44		30 - 71
63P-42617-00	1 - 17	63P-43376-00	23 - 6	6E5-43874-01	24 - 21	63P-44363-00	29 - 6	6J9-45371-01	29 - 16	6G5-45577-10	28 - 68
63P-42629-00	1 - 16	63P-43800-00-4D	24 - 1	64E-43875-00	25 - 25		31 - 6	6K1-45371-02	31 - 16		30 - 71
63P-42643-00-94	1 - 11	64E-43802-00	25 - 8	64E-43879-00	25 - 27	6E5-44365-00	28 - 29	688-45375-00	28 - 11	6G5-45577-20	28 - 68
63P-42644-00-94	1 - 13	64E-43805-00	25 - 37	64E-43879-10	25 - 26		29 - 2		30 - 12		30 - 71
63P-42647-00-94	1 - 4	64E-4380F-00	25 - 33	64E-4387A-00	25 - 23		30 - 30	663-45376-00-94	28 - 10	6G5-45577-30	28 - 68
60V-42651-01	1 - 7	64E-4380J-00	25 - 30	67H-43880-01	25 - 28		31 - 2		30 - 11		30 - 71
63P-42662-00	1 - 27	63P-43810-00	24 - 6	64E-43883-00	24 - 11	6E5-44366-00	26 - 29	63P-45378-00	26 - 37	6G5-45577-40	28 - 68
68F-42663-00	1 - 12	6E5-43814-02	24 - 13	64E-4388E-00	24 - 25	69J-44391-00	20 - 26		28 - 12		30 - 71
69J-42663-00	1 - 8	64E-43816-00	25 - 17	64E-4388E-10	25 - 1	63P-44511-00-94	23 - 37		30 - 13	6G5-45577-50	28 - 68
63P-42677-00	1 - 18	64E-43817-00	24 - 5	64E-4388J-00	24 - 3	63P-44514-00-94	23 - 30	63P-45379-00	26 - 34		30 - 71
63P-42678-00	1 - 19	64E-43817-10	25 - 19	64E-43891-00	25 - 31	6G5-44526-00	22 - 3	6G5-45383-01	28 - 71	6G5-45577-60	28 - 68
63P-42681-00	1 - 21	64E-43818-01	24 - 32	64E-43892-00	25 - 34	69J-44533-00	23 - 23		30 - 73		30 - 71
63P-42682-00	1 - 22	64E-4381G-00	24 - 27	6E5-43896-00	25 - 9	68V-44551-00-8D	23 - 14	6G5-45384-02	28 - 72	6K1-45578-01	30 - 67
63P-42710-00-8D	20 - 1	64E-43820-00	24 - 15	64E-43897-00	24 - 24	63P-44553-00-8D	23 - 26		30 - 74	6K1-45578-10	30 - 67
648-42715-00	21 - 30	64E-43821-00	24 - 16	64E-43898-00	24 - 7	60V-44555-00-94	23 - 17	63P-45501-00	28 - 46	6K1-45578-20	30 - 67
63P-42716-00	20 - 35	64E-43822-00	24 - 17	63P-44117-00-1S	21 - 9	63P-44555-00-94	23 - 17		30 - 47	6K1-45578-30	30 - 67
61A-42717-00	20 - 27	64E-43825-01	24 - 2	63P-44118-00-8D	21 - 25	63P-44556-00-8D	23 - 27	63P-45501-10	28 - 46	6K1-45578-40	30 - 67
63P-42717-00	20 - 20	64E-43827-00	25 - 22	63P-44120-00	21 - 20	61A-44575-00	23 - 16		30 - 47	6K1-45578-50	30 - 67
63P-42718-00	20 - 21	64E-43828-00	24 - 22	63P-44121-00	21 - 18	63P-45111-00-8D	26 - 21	61A-45527-00	28 - 24	6K1-45578-60	30 - 67
69J-42723-00-8D	18 - 20	64E-43829-00	24 - 23	63P-44122-00	21 - 15	69J-45123-00	26 - 13		30 - 25	6E5-45587-01	28 - 40
6E5-42724-00	26 - 8	64E-4382G-00	24 - 29	69J-44135-00	21 - 45		39 - 6	6G5-45536-01	28 - 9		30 - 41
63P-42725-00	20 - 23	64E-43830-00	25 - 4	63P-44150-00	28 - 18	69J-45127-00	26 - 20		30 - 10	6E5-45587-10	28 - 40
6H1-42726-21	20 - 24	64E-43831-00	25 - 2	64P-44150-00	30 - 19		39 - 9	61A-45538-00	28 - 21		30 - 41
61A-42727-00	20 - 42	64E-43841-00	25 - 7	63P-44150-10	28 - 18	6H3-45155-00	26 - 30		30 - 22	6E5-45587-20	28 - 40

NUMERICAL INDEX
INDEX NUMERIQUE

PART NO. N° PIECES	REF. NO.	PART NO. N° PIECES	REF. NO.	PART NO. N° PIECES	REF. NO.	PART NO. N° PIECES	REF. NO.	PART NO. N° PIECES	REF. NO.	PART NO. N° PIECES	REF. NO.
6E5-45587-20	30 - 41	6K1-45978-02-98	31 - 23	704-48229-P1	35 - 35	703-48291-10	34 - 39	67F-81832-00	19 - 11	63P-82380-00	9 - 28
6E5-45587-30	28 - 40	6G5-45978-03-98	29 - 23	704-48231-00	35 - 25	703-48293-10	34 - 41	67F-81836-00	19 - 12	63P-82388-00	16 - 15
	30 - 41	6R1-45978-A0	31 - 23	703-48232-00	34 - 62	701-48320-50	33 - 3	69J-81839-00	19 - 21	6K1-82510-06	37 - 3
6E5-45587-40	28 - 40	6R4-45978-A0	29 - 23	704-48232-P1	35 - 40	701-48320-60	33 - 3	67F-8183R-00	19 - 16	703-82510-43	34 - 44
	30 - 41	63P-45987-00	29 - 18	704-48233-00	35 - 53	701-48320-80	33 - 3	60V-8183T-00	19 - 18	703-82531-00	34 - 46
6E5-45587-50	28 - 40		31 - 18	703-48234-00	34 - 18	6E5-48344-00	21 - 6	69J-81840-00	19 - 4		36 - 27
	30 - 41	688-45997-01	29 - 19	704-48234-00	35 - 48	703-48345-01	34 - 19	67F-81841-00	19 - 14	6K1-82532-00	37 - 5
6E5-45587-60	28 - 40		31 - 19	703-48235-00	34 - 4		35 - 19	69J-81842-00	19 - 20	703-82540-00	34 - 50
	30 - 41	63P-46241-00	6 - 15	704-48235-00	35 - 54	701-48350-00	33 - 3	63P-81845-00	15 - 11	704-82540-30	35 - 10
6J9-45611-01	28 - 51	704-48119-40	35 - 68	703-48236-00	34 - 16	701-48350-20	33 - 3	67F-81846-00	19 - 26	68F-82553-80	36 - 18
6K1-45611-10	30 - 52	EL8-48127-00	35 - 23	703-48238-00	34 - 22	703-48358-00	34 - 20	67F-81850-00	19 - 2	68F-82553-90	36 - 18
63P-45631-01	28 - 59	704-48128-00	35 - 2	704-48238-00	35 - 39		35 - 24	67F-81857-00	19 - 9	682-82556-00	34 - 48
	30 - 60	704-48144-20	35 - 50	EL8-48241-00	35 - 26	63P-48531-00	21 - 1	69J-81869-00	19 - 23		37 - 7
6E5-45633-01	28 - 60	703-48152-00	34 - 57	704-48242-10	35 - 42	63P-48532-00	21 - 2	67F-81891-00	19 - 15	69J-82560-00	18 - 24
	30 - 61	703-48153-00	34 - 3	703-48243-00	34 - 15	63P-48538-00	21 - 4	63P-81919-00	17 - 42	69J-82563-00	18 - 19
6E5-45634-01	28 - 53	704-48153-00	35 - 55	703-48244-00	34 - 21	6E5-61301-01	32 - 10	63P-81919-10	17 - 43	703-82563-02	34 - 55
	30 - 54	704-48156-00	35 - 63	EL8-48244-00	35 - 30	6E5-61303-00	32 - 14	60V-81925-00	19 - 28	704-82563-50	35 - 34
6K1-45641-01	30 - 53	EL8-48164-00	35 - 41	703-48245-00	34 - 11	6E5-61311-11	32 - 12	63P-81941-00	19 - 22	704-82563-H0	35 - 61
6E5-45641-03	28 - 52	704-48166-00	35 - 56	EL8-48245-00	35 - 31	6E5-61313-00	32 - 11	63P-81942-00	17 - 29	704-82563-J0	35 - 64
6G5-45930-00-98	29 - 23	704-48167-10	35 - 69	701-48246-00	35 - 5	6E5-61315-00	32 - 13	63P-81948-00	17 - 17	6K1-82570-08	37 - 1
6G5-45932-00-98	29 - 23	704-48176-10	35 - 51	703-48246-00	34 - 23	6E5-61350-02	32 - 1	68V-8194A-00	17 - 4	6K1-82571-02	37 - 2
6G5-45941-00-98	29 - 23	704-48178-00	35 - 66	701-48248-00	34 - 13	6E5-61351-01	32 - 2	63P-81950-00	17 - 11	6K1-82575-00	37 - 6
6G5-45943-01-98	29 - 23	703-48189-00	34 - 17		35 - 38	6E5-61355-00	32 - 5	704-81950-10	35 - 58	688-82575-01	34 - 47
6K1-45945-00-98	31 - 23	EL8-48191-00	35 - 16	EL8-48251-00	35 - 3	68V-81145-01	9 - 7	68V-81953-00	17 - 5	703-82577-00	34 - 45
6G5-45945-01-98	29 - 23	704-48192-00	35 - 44	703-48252-00	34 - 12	68V-81146-01	9 - 27	68F-8195A-00	17 - 33		37 - 4
6K1-45947-00-98	31 - 23	704-48192-P0	35 - 52	EL8-48254-00	35 - 27	68V-81147-00	9 - 29	63P-81960-00	16 - 17	6E3-8257H-00	20 - 53
6G5-45947-01-98	29 - 23	703-48198-00	34 - 14	EL8-48259-00	35 - 7	63P-8132G-00	15 - 20	63P-81975-00	16 - 19	68F-82582-00	19 - 29
6G5-45949-00-98	29 - 23	703-48205-17	33 - 1	704-48261-00	35 - 15	67F-81332-00	15 - 15	6K1-81980-00	37 - 18	69J-82587-00	18 - 21
6K1-45970-01-98	31 - 23		34 - 1	703-48261-01	34 - 2	63P-81336-00	17 - 41	63P-82105-00	18 - 1	6E9-82588-00	18 - 25
6G5-45970-02-98	29 - 23	704-48207-P0	33 - 2	704-48262-00	35 - 8	63P-81337-00	15 - 18	6Y5-82117-00	36 - 17	61A-82588-01	21 - 11
6J9-45970-10	29 - 23		35 - 1	703-48264-00	34 - 6	63D-81345-20	15 - 5	6G5-82119-00	17 - 10	61B-8258A-01	37 - 24
6R1-45970-A0	31 - 23	703-48211-01	34 - 61	704-48264-00	35 - 9	63P-81410-00	15 - 4	6E5-82148-00	22 - 6	688-8258A-20	34 - 49
6R4-45970-A0	29 - 23	703-48212-00	34 - 58	703-48265-00	34 - 9	63P-81450-00	15 - 1	66K-82149-00	22 - 24	6K1-8258A-40	37 - 23
6K1-45972-01-98	31 - 23	703-48213-00	34 - 59	704-48265-00	35 - 4	63P-81460-00	15 - 2	1E6-82151-00	36 - 16	63P-82590-00	18 - 4
6G5-45972-02-98	29 - 23	703-48215-00	34 - 43	703-48268-00	34 - 5	63P-81673-00	15 - 6	63P-82151-00	17 - 32	704-82590-10	35 - 59
6J9-45972-10	29 - 23	704-48215-30	35 - 12	703-48271-00	34 - 60	63P-81800-00	19 - 1	67F-82151-00	17 - 34	703-82591-00	34 - 53
6R1-45972-A0	31 - 23	703-48219-00	34 - 30	704-48271-00	35 - 22	69J-81801-00	19 - 5	67F-82151-10	17 - 35	703-82592-00	34 - 54
6R4-45972-A0	29 - 23	704-48219-P0	35 - 49	EL8-48279-00	35 - 47	67F-81807-00	19 - 10	60V-82157-00	17 - 40	63P-82594-00	17 - 23
6K1-45974-02-98	31 - 23	703-48221-00	34 - 56	703-48281-00	34 - 31	67F-81808-00	19 - 8	63P-82170-00	17 - 31	703-82594-00	34 - 25
6G5-45974-03-98	29 - 23	704-48221-P0	35 - 67	704-48281-00	35 - 13	67F-81809-00	19 - 19	63P-82310-01	16 - 1	704-82594-00	35 - 33
6J9-45974-10	29 - 23	703-48222-00	34 - 27	EL8-48281-00	35 - 11	67F-81810-00	19 - 3	663-82317-01	15 - 19	60V-8259F-00	21 - 33
6R1-45974-A0	31 - 23	704-48222-P0	35 - 32	703-48282-00	34 - 32	67F-81813-00	19 - 6	63P-82341-00	16 - 2	69J-8259F-00	21 - 10
6R4-45974-A0	29 - 23	703-48223-00	34 - 28	704-48283-00	35 - 17	68F-81820-00	19 - 7	63P-82342-00	16 - 3	63P-8259L-00	10 - 24
6K1-45976-00-98	31 - 23	703-48225-00	34 - 29	703-48284-00	34 - 52	67F-81821-00	19 - 13	63P-82343-00	16 - 7	63P-8259M-00	18 - 8
6G5-45976-01-98	29 - 23	6X3-48225-20	35 - 43	704-48284-P0	35 - 57	6K7-81826-10	19 - 24	63P-82344-00	16 - 8	68F-82846-00	17 - 36
6J9-45976-10	29 - 23	703-48226-00	34 - 26	704-48285-10	35 - 65	69J-81828-00	19 - 25	67F-82361-00	16 - 4	703-83383-02	34 - 51
6R1-45976-A0	31 - 23	703-48227-00	34 - 24	701-48287-00	34 - 42	68V-8182L-00	9 - 8	67F-82362-00	16 - 5	688-83383-11	37 - 12
6R4-45976-A0	29 - 23	704-48229-00	35 - 60	704-48287-00	35 - 20	67F-81830-00	19 - 17	67F-82377-00	20 - 51	6Y5-83500-S5	36 - 6

NUMERICAL INDEX
INDEX NUMERIQUE

PART NO. N° PIECES	REF. NO.	PART NO. N° PIECES	REF. NO.	PART NO. N° PIECES	REF. NO.	PART NO. N° PIECES	REF. NO.	PART NO. N° PIECES	REF. NO.	PART NO. N° PIECES	REF. NO.
6Y5-8350F-00	36 - 21	90105-10071	2 - 9	90152-05M08	29 - 14	90250-08M07	28 - 58	90430-14115	38 - 3	90501-16M37	30 - 55
6Y5-8350T-03	36 - 1	90105-10M00	29 - 17		31 - 14		30 - 59	90430-14M09	27 - 8	90506-16003	22 - 34
6Y5-83533-T2	36 - 10		31 - 17	90155-10001	4 - 20	90280-04008	6 - 19		38 - 16	90506-16M34	20 - 18
6Y5-83553-00	36 - 15	90109-06M80	20 - 39	90158-06002	36 - 25	90280-04M05	28 - 32		39 - 3	90508-20M31	21 - 31
6Y5-83553-F1	36 - 23	90109-06M82	20 - 10	90159-06M28	20 - 38		30 - 33	90430-18130	5 - 23	90560-12M01	32 - 4
6Y5-83553-M0	36 - 15	90109-06M86	18 - 23	90169-05M00	17 - 30		39 - 30		38 - 11	91490-40030	29 - 22
6Y5-83557-10	36 - 19		20 - 17	90170-09M05	32 - 19	90280-05015	15 - 12	90445-070F1	26 - 33		31 - 22
6Y5-83557-31	36 - 11		21 - 3	90170-14M06	32 - 15	90282-04M00	28 - 70	90445-10027	5 - 24	91690-30010	21 - 5
6E5-83558-00	26 - 31	90109-08019	21 - 35	90170-16M01	28 - 48		30 - 72	90445-11020	1 - 26	91690-30020	22 - 33
6Y5-83570-S5	36 - 7	90109-14005	23 - 33		30 - 49	90338-25004	2 - 7	90445-13511	13 - 2	91690-50014	7 - 4
63P-83614-00	18 - 22	90109-14007	23 - 22	90171-18M04	29 - 21	90340-08002	28 - 6	90462-10023	7 - 8	91809-08006	4 - 5
6K1-83614-01	37 - 8	90110-05020	6 - 18		31 - 21		30 - 7	90464-05141	16 - 16	91814-18001	2 - 5
6K1-83623-41	15 - 26	90119-06071	13 - 22	90179-06M24	1 - 15	90340-14M06	4 - 10	90464-07M41	16 - 11	92780-06020	35 - 28
6K1-83623-50	15 - 27	90119-06076	7 - 15	90179-08003	19 - 27		5 - 25	90464-11012	8 - 16	92903-06600	17 - 16
6A1-83625-41	15 - 24	90119-06134	16 - 6	90179-24002	15 - 14		27 - 7	90464-12004	13 - 40	92903-08100	19 - 34
6A1-83625-51	15 - 25	90119-06135	8 - 20	90185-05002	29 - 15	90340-18M09	5 - 22	90464-16013	2 - 31	92903-08600	7 - 3
63P-83626-00	4 - 31		13 - 44		31 - 15	90344-51019	4 - 4	90464-20006	7 - 10		19 - 31
67F-83627-01	19 - 32	90119-06M10	28 - 17	90185-09M01	32 - 6	90386-06M12	21 - 19	90464-20181	20 - 45	92907-04600	4 - 25
69J-83651-00	18 - 18		30 - 18	90185-14M00	23 - 35	90386-08001	7 - 14	90464-20258	20 - 50	92907-06600	27 - 13
64E-83672-02	23 - 3	90119-06M18	26 - 35	90185-22M11	22 - 19	90386-10M16	22 - 29	90464-23199	17 - 25	92990-04100	36 - 4
6Y5-83728-00	36 - 12	90119-06M73	16 - 6	90201-06068	13 - 16	90386-12069	21 - 32		20 - 47	92990-05100	37 - 10
72X-85075-L0	25 - 21	90119-06M81	2 - 15		20 - 14	90386-15M73	20 - 12	90465-08M63	22 - 22	92990-05300	35 - 36
68F-85119-00	17 - 21	90119-06M82	7 - 17	90201-06M31	21 - 40	90386-16M66	21 - 22	90465-08M99	5 - 38	92990-05600	37 - 22
68F-85516-01	17 - 19	90119-06M83	13 - 43	90201-08M14	24 - 30	90386-22M98	22 - 36	90465-10032	1 - 2	92990-06100	1 - 5
60V-85544-00	17 - 38	90119-06MA2	2 - 23	90201-10M20	32 - 7		24 - 33	90465-11M10	8 - 19		37 - 16
689-85547-00	13 - 1		5 - 11	90201-10M76	32 - 17	90386-25M31	22 - 17		13 - 4	92990-06300	35 - 46
68V-85548-00	17 - 27	90119-06MA4	5 - 5	90201-12M05	22 - 42	90386-38M32	23 - 12		20 - 25	92990-06600	22 - 12
63P-85580-00	15 - 3		16 - 18	90201-13M01	22 - 41	90387-06010	17 - 18		22 - 20		26 - 28
6Y5-85752-01	36 - 24	90119-06MA6	2 - 27	90201-15M58	23 - 21	90387-06038	7 - 16		23 - 5		37 - 17
61A-85790-00	18 - 14	90119-07234	4 - 7	90201-16M01	23 - 34	90387-06M29	21 - 42		26 - 32	92990-08600	34 - 34
6K1-85830-01	37 - 13	90119-07235	4 - 6	90201-16M55	23 - 20	90387-06M43	20 - 41		36 - 13	92990-10600	18 - 15
69J-85885-00	9 - 6	90119-08M14	28 - 36	90201-22M01	28 - 22	90387-06M60	8 - 5	90465-11M59	7 - 5	92990-18200	29 - 20
6S1-85885-00	9 - 6		30 - 37		30 - 23		13 - 20	90465-13M18	17 - 26		31 - 20
63P-85886-00	18 - 16		39 - 29	90201-24014	15 - 13	90387-06M64	27 - 10	90467-09M09	8 - 18	92995-04100	21 - 13
63P-8591A-00	17 - 1	90119-08M22	20 - 3	90201-26M59	22 - 18	90387-06M82	21 - 48	90467-15M14	2 - 30	92995-06100	13 - 15
68F-86129-00	17 - 20	90119-08M58	26 - 6	90201-30M92	28 - 69	90387-08M37	20 - 5	90468-18008	21 - 7		15 - 9
6Y5-87122-S0	36 - 14	90119-08M66	2 - 16	90201-35008	23 - 18	90387-10M05	22 - 32	90480-10627	17 - 22		16 - 13
63P-W0001-01	38 - 1	90119-08M79	26 - 2	90201-38M60	23 - 10	90387-10M08	4 - 19	90480-10M23	8 - 4		17 - 8
63P-W0001-20	39 - 1	90119-08M91	4 - 21	90202-08M20	21 - 16	90387-10M61	32 - 3		13 - 21		18 - 6
63P-W0070-00	1 - 20	90119-10007	26 - 22	90202-16061	21 - 23	90387-14004	23 - 38	90480-12072	4 - 30		22 - 5
61A-W0078-A3	39 - 21	90119-10008	29 - 11	90202-28001	23 - 39	90430-08020	28 - 8	90480-13M24	20 - 40		27 - 27
63P-W009A-00-1S	4 - 1		31 - 11	90202-32M19	23 - 19		30 - 9	90480-20M05	5 - 8	92995-06600	1 - 10
63P-W009A-01-1S	4 - 1	90119-10M06	6 - 13	90202-40M47	23 - 13		39 - 11	90480-22M81	20 - 4		4 - 15
63P-W009B-00-1S	2 - 1	90119-10MA2	29 - 11	90206-10M04	21 - 41	90430-08143	4 - 9	90501-11M10	28 - 20		5 - 15
63P-W1164-00	3 - 6		31 - 11	90206-15M18	20 - 13		38 - 2		30 - 21		8 - 7
63P-W1510-00-1S	2 - 2	90149-05M05	37 - 19	90206-22M19	28 - 23	90430-14115	2 - 13	90501-12082	21 - 29		13 - 19
90101-09M70	32 - 18	90151-05M05	5 - 3		30 - 24		4 - 11	90501-16M11	5 - 7		15 - 10
90101-12M05	22 - 40	90151-06M02	2 - 18	90249-06M19	22 - 31		5 - 26	90501-16M37	28 - 54		16 - 14

NUMERICAL INDEX
INDEX NUMERIQUE

PART NO. N° PIECES	REF. NO.	PART NO. N° PIECES	REF. NO.	PART NO. N° PIECES	REF. NO.	PART NO. N° PIECES	REF. NO.	PART NO. N° PIECES	REF. NO.	PART NO. N° PIECES	REF. NO.
92995-06600	17 - 3 18 - 7 22 - 8 27 - 21	93210-25552 93210-25647	38 - 6 2 - 8 38 - 7	93511-32017 93605-10108 93606-12019	30 - 57 6 - 11 2 - 3	97095-06016	8 - 6 13 - 14 15 - 21 17 - 2	97890-06018 98507-04008 98580-03015 98580-04006	35 - 45 4 - 24 34 - 38 34 - 36		
92995-08100 92995-08600	22 - 16 18 - 3 26 - 15 27 - 4	93210-30682 93210-37160	13 - 42 28 - 28 30 - 29 39 - 15		28 - 35 30 - 36 39 - 28 26 - 16	97095-06020	18 - 5 20 - 15 27 - 26	98580-04010 98580-05010 98780-05016	34 - 35 34 - 37 2 - 12		
	28 - 45 30 - 46	93210-37MH7 93210-55M14	23 - 11 28 - 42 30 - 43	93606-19M23 93608-16M16	26 - 5 27 - 5 29 - 7	97095-06025 97095-06030	16 - 12 21 - 43 4 - 27	98780-05018 98980-05010 98980-06020	35 - 29 37 - 9 37 - 14		
92995-10100	23 - 29 26 - 41 29 - 9 31 - 9	93210-58144	39 - 18 28 - 15 30 - 16 39 - 12		31 - 7 21 - 34 21 - 36	97095-06035	22 - 4 15 - 8 21 - 49	99001-08600	28 - 19 30 - 20 15 - 7		
	31 - 9										
92995-10600	23 - 8 26 - 4 29 - 10 31 - 10	93210-86M38	28 - 27 30 - 28 39 - 14 28 - 67	94702-00391 95333-08600 95380-04600 95380-05600	4 - 33 19 - 33 36 - 5 34 - 7	97095-06040 97095-06045 97095-08014 97095-08016 97095-08020 97095-08025	27 - 20 5 - 36 4 - 8 18 - 2 22 - 15 28 - 44	99530-08012 9E450-04433 9E450-04533	36 - 2 36 - 3		
92995-14600 93101-28M16	23 - 25 28 - 38 30 - 39 39 - 17		30 - 70 39 - 20 28 - 62		35 - 21 37 - 11 9 - 18		26 - 40 29 - 8 31 - 8				
	39 - 17	93306-209U0 93311-928U5	28 - 3 30 - 3	95380-06600	1 - 6 20 - 37	97095-10045	29 - 8 31 - 8				
93101-30M17	28 - 66 30 - 69 39 - 19	93315-425V3	30 - 5 28 - 50 30 - 51		34 - 40 35 - 37 37 - 15		34 - 8 35 - 18 34 - 33				
	39 - 19										
93102-08M43 93102-38M59	25 - 36 6 - 14 38 - 14	93315-43061	28 - 65 30 - 68 28 - 39	95380-12600 95380-14600	22 - 43 23 - 24		21 - 26 5 - 31 4 - 17				
	3 - 2										
93102-60004	38 - 13 28 - 16	93332-00048	30 - 63 28 - 4	95380-14700 95780-10300	32 - 16 23 - 7		5 - 17 7 - 1				
	38 - 13										
93106-09014	30 - 17 39 - 13	93332-000V3 93341-440U5 93341-465U4	30 - 66 30 - 5 28 - 41	97013-06020 97013-08045 97013-08045	17 - 15 7 - 2 19 - 30	97575-08560 97575-10535 97595-06516	26 - 11 26 - 7 9 - 15				
	30 - 17										
93210-07003	26 - 38 28 - 13 30 - 14	93341-930V2	30 - 42 30 - 4	97027-06025 97075-06020	27 - 12 4 - 14 5 - 14	97595-06550 97607-04310 97780-50620	21 - 14 25 - 32 1 - 3				
	26 - 38										
	39 - 10	93390-000U2 93410-16006	30 - 4 21 - 24 22 - 37	97075-08035	26 - 14 27 - 3		17 - 37				
93210-09165 93210-10M74	21 - 21 24 - 4	93410-22M11 93410-37M04	22 - 37 23 - 15			97780-60520 97780-60525	20 - 29 23 - 2				
	21 - 21										
93210-16275 93210-19MJ1	32 - 9 5 - 30	93420-36M01 93430-06024	26 - 25 34 - 10	97075-10040 97075-10045	23 - 28 23 - 31 26 - 3	97780-60620 97880-06012 97880-06016	17 - 6 22 - 11 26 - 27				
	32 - 9										
	38 - 18										
93210-19MJ3	27 - 25 38 - 19	93501-04M02 93503-16003	21 - 28 28 - 57	97080-08016 97095-06010	24 - 31 17 - 7 22 - 7	97885-04016 97885-06010 97885-06016	22 - 11 26 - 27 21 - 12				
	27 - 25										
	38 - 19										
93210-24M79	5 - 33 38 - 20	93507-32009	30 - 58 28 - 55	97095-06012	5 - 39 18 - 12	97890-05016 97890-05025	15 - 16 23 - 4 35 - 70 35 - 14				
	5 - 33										
	38 - 20										
93210-25552	2 - 14 27 - 22	93511-32017	30 - 56 28 - 56	97095-06014 97095-06016	13 - 18 1 - 9						
	2 - 14										
	27 - 22										

F150AET/FL150AET
PARTS CATALOGUE
©2005 by Yamaha Motor Co., Ltd.
1st edition, February 2005
All rights reserved.
Any reprinting or unauthorized use
without the written permission of
Yamaha Motor Co., Ltd.
is expressly prohibited.
Printed in Japan.

F150AET/FL150AET
CATALOGUE DE PIÈCES DÉTACHÉES
©2005 par Yamaha Motor Co., Ltd.
1^{re} édition, février 2005
Tous droits réservés
Toute réimpression ou utilisation
non autorisée sans la permission écrite
de la Yamaha Motor Co., Ltd.
est formellement interdite.
Imprimé au Japon